

**TO: NIAGARA CATHOLIC DISTRICT SCHOOL BOARD
COMMITTEE OF THE WHOLE MEETING
JANUARY 14, 2025**

PUBLIC SESSION

TITLE: HOLY CHILDHOOD ASSOCIATION FUNDRAISER

The Holy Childhood Association Fundraiser report is presented for information.

Prepared by: Kim Kinney, Superintendent of Education
Krista Olivieri, Board Chaplaincy Leader

Presented by: Kim Kinney, Superintendent of Education

Approved by: Camillo Cipriano, Director of Education/Secretary-Treasurer

Date: January 14, 2025



REPORT TO THE COMMITTEE OF THE WHOLE JANUARY 14, 2025

HOLY CHILDHOOD ASSOCIATION FUNDRAISER

BACKGROUND INFORMATION

Each school year the Niagara Catholic District School Board coordinates a board wide effort in support of the Holy Childhood Association. The Holy Childhood Association is a Mission Club for Elementary School Children. The goal of the Holy Childhood Association is to awaken missionary consciousness in children. Their motto is: Children Helping Children. This motto helps us to encourage children to pray for, learn more about, and share our material resources with children around the world.

In 2024, the Holy Childhood Association provided assistance to projects in Nigeria, India, Tanzania and Thailand. The material lives of thousands of children throughout the world have been improved. More importantly, these children will come to know Jesus' love for them. The Niagara Catholic District School Board elementary schools have supported the Holy Childhood Association for the last forty (40) years. This year, thirty-three (33) elementary schools participated in the Holy Childhood Walkathon/Fundraiser in an effort to raise money for various countries. The Holy Childhood Walkathon/Fundraiser was conducted through October and early November and raised \$9,141.64.

Our message to the students is that any contribution is meaningful – all of our small contributions as children, when added together, make a difference for children in the countries that we are helping. The schools of the Niagara Catholic District School Board have raised over \$44,000.00 since we began our involvement in 1984.

Monies raised through schools are directed towards self-help programs involving the building of schools, the provision of health and nutrition programs and medications, school fees, and teaching and learning resources. Children in communities, orphanages, homes for the disabled, refuges, and those living on the streets are assisted by the generosity of children who wish to make the love of Jesus known everywhere.

The Niagara Catholic District School Board and the Holy Childhood Association would like to thank everyone who supported the Holy Childhood Association in our local school communities.

The Holy Childhood Association report is presented for information

Prepared by: Kim Kinney, Superintendent of Education
Krista Olivieri, Board Chaplaincy Leader

Presented by: Kim Kinney, Superintendent of Education

Approved by: Camillo Cipriano, Director of Education/Secretary-Treasurer

Date: January 14, 2025

**TO: NIAGARA CATHOLIC DISTRICT SCHOOL BOARD
COMMITTEE OF THE WHOLE MEETING
JANUARY 14, 2025**

PUBLIC SESSION

**TITLE: GROWTH & RETENTION ENROLLMENT COMPARISON
REPORT**

The Growth & Retention Enrollment Comparison report is presented for information.

Prepared by: Joseph Zaroda, Superintendent of Education

Presented by: Joseph Zaroda, Superintendent of Education

Approved by: Camillo Cipriano, Director of Education/Secretary-Treasurer

Date: January 14, 2025



**REPORT TO THE COMMITTEE OF THE WHOLE
JANUARY 14, 2025**

GROWTH & RETENTION ENROLLMENT COMPARISON REPORT

BACKGROUND INFORMATION

The attached Enrollment Comparison report was presented at the December 10, 2024 Growth and Retention Ad Hoc Committee Meeting.

The Growth & Retention Enrollment Comparison report is presented for information.

Prepared by: Joseph Zaroda, Superintendent of Education

Presented by: Joseph Zaroda, Superintendent of Education

Approved by: Camillo Cipriano, Director of Education/Secretary-Treasurer

Date: January 14, 2025






Growth and Retention Ad Hoc Committee Meeting December 10, 2024

Enrolment and Retention



Summary:

*All figures based on October 31 OnSIS reporting numbers and do not include our Alternative Learning sites.

1. Secondary School Enrolment (9-12) has increased in six out of eight schools with an average increase of 2.78%. 
2. Secondary Grade 9 enrolment has increased by 7.54%  from the previous year.
3. Niagara Catholic Family of Schools' retention has increased by 3.6%  from the previous year.

**NIAGARA CATHOLIC DISTRICT SCHOOL BOARD
ELEMENTARY ENROLMENT BY SCHOOL
OCTOBER 2016 - OCTOBER 2024**

Total Schools 2024-25	49
Enrolment under 200*	14
Enrolment under 250*	22
Enrolment over 500*	7
Enrolment over 600*	3

SCHOOL		Total Pupils									
		10/31/16	10/31/17	10/31/18	10/31/19	10/30/20	10/29/21	10/31/22	10/31/23	10/31/24	1 year (+/-)
ALEXANDER KUSKA	143	364	345	321	409	432	440	480	499	502	3
ASSUMPTION	171	169	170	170	165	146	144	154	167	169	2
CANADIAN MARTYRS	172	511	502	497	479	472	441	459	490	481	-9
FATHER HENNEPIN	119	255	261	259	245	236	277	297	305	312	7
HOLY NAME	144	457	491	519	427	420	400	397	424	428	4
LORETTO CATHOLIC	129	627	577	551	516	494	472	441	410	401	-9
MARY WARD	120	368	366	410	419	379	395	381	362	370	8
MONSIGNOR CLANCY (OUR LADY OF THE HOLY ROSARY)	139	349	337	310	280	277	308	649	722	814	92
NOTRE DAME	121	248	273	294	305	313	320	311	366	379	13
OUR LADY OF FATIMA, G	191	537	559	575	595	584	551	548	529	530	1
OUR LADY OF FATIMA, SC	174	244	263	282	281	312	322	339	349	392	43
OUR LADY OF MOUNT CARMEL	118	375	446	514	580	656	678	720	776	814	38
OUR LADY OF VICTORY	114	421	390	358	306	284	262	254	274	278	4
POPE FRANCIS ES				6	5	5	0	0	0	0	0
SACRED HEART	122	283	265	272	270	288	298	285	301	307	6
ST ALEXANDER	131	408	384	377	369	384	430	455	461	515	54
ST ALFRED	175	440	433	409	388	367	341	327	369	403	34
ST ANDREW	145	222	222	227	228	232	253	288	315	318	3
ST ANN, F	132	147	138	144	136	125	129	134	121	124	3
ST ANN, SC	176	339	337	343	346	332	331	338	333	334	1
ST ANTHONY	177	494	465	447	459	403	399	355	383	382	-1
ST AUGUSTINE	146	149	127	133	134	143	142	170	165	185	20
ST CHARLES	141	284	267	267	280	300	311	0	0	0	0
ST CHRISTOPHER	178	202	178	184	167	168	197	226	195	182	-13
ST DENIS	179	326	301	291	286	278	279	290	283	289	6
ST EDWARD	194	199	176	135	87	95	98	113	112	121	9
ST ELIZABETH	142	108	97	88	77	79	77	86	92	93	1
ST GABRIEL LAEMANT	125	177	160	148	150	141	143	150	163	166	3
ST GEORGE	111	213	205	196	203	204	218	219	221	243	22
ST JAMES	180	286	242	238	236	218	196	192	196	204	8

ST JOHN	195	339	444	432	414	391	376	370	356	323	-33
ST JOHN BOSCO	133	254	246	250	241	200	187	182	176	229	53
ST JOHN HENRY NEWMAN	117	548	543	520	514	470	481	477	485	492	7
ST JOSEPH, G	192	272	257	248	264	236	243	235	229	227	-2
ST JOSEPH, S	116	124	123	107	110	110	107	103	117	121	4
ST KATERI TEKAKWITHA ES					14	13	13	13	11	6	-5
ST KEVIN	148	360	348	346	343	327	307	334	371	391	20
ST MARK	197	630	519	543	559	587	661	683	694	683	-11
ST MARTIN	196	387	412	434	434	463	508	516	525	514	-11
ST MARY, NF	127	187	176	185	208	197	195	220	235	259	24
ST MARY, W	149	187	169	168	158	159	163	167	195	206	11
ST MICHAEL	198	352	324	296	291	267	267	261	270	264	-6
ST NICHOLAS	181	187	183	179	199	182	169	163	202	214	12
ST PATRICK, NF	128	186	189	171	163	158	181	173	180	185	5
ST PATRICK, PC	137	166	177	172	156	145	147	140	156	149	-7
ST PETER	182	232	243	245	247	251	257	260	240	250	10
ST PHILOMENA	115	225	234	227	237	230	242	258	255	263	8
ST TERESA OF CALCUTTA	184	286	275	270	244	225	237	226	225	207	-18
ST THERESA	183	168	180	191	198	196	201	206	212	201	-11
ST THERESE	134	171	169	181	169	157	164	180	189	198	9
ST VINCENT DE PAUL	124	280	260	240	228	195	191	208	235	259	24
TOTAL ELEMENTARY		14743	14448	14364	14220	13926	14154	14433	14941	15377	436

Notes:

French Immersion moved from St Mark to St John in 2017-18 school year

French Immersion moved from Holy Name to Alexander Kuska in 2019-20 school year

Pope Francis and St Kateri began reporting as their own sites in 2019-20, previously reported at Monsignor Clancy and St Charles

Special Education program no longer running at Pope Francis, Sept 2022

Loretto had a boundary change for the 2017-18 school year and no longer allowed out of boundary admissions

St Charles closed Sept 2022, students moved to Monsignor Clancy (Our Lady of the Holy Rosary)

**NIAGARA CATHOLIC DISTRICT SCHOOL BOARD
SECONDARY ENROLMENT BY SCHOOL
OCTOBER 2014 - OCTOBER 2024**

Total Schools 2024-25	10
Enrolment under 600*	3
Enrolment under 700*	5
Enrolment over 900*	4
Enrolment over 1000*	3

SCHOOL		Total Pupils											1 year (+/-)
		10/31/14	10/31/15	10/31/16	10/31/17	10/31/18	10/31/19	10/30/20	10/29/21	10/31/22	10/31/23	10/31/24	
BLESSED TRINITY SS	290	1025	1068	1043	1021	1047	1083	1067	1103	1117	1126	1083	-43
DENIS MORRIS SS	260	1126	1046	1012	956	943	881	843	823	823	889	932	43
HOLY CROSS SS	270	701	705	676	629	621	578	602	617	610	649	654	5
LAKESHORE CHS	210	939	989	977	873	784	706	671	672	673	657	684	27
NOTRE DAME COLLEGE S	250	1166	1140	1181	1232	1212	1042	1015	981	979	1082	1128	46
POPE FRANCIS SS	433						111	92	151	173	189	188	-1
SAINT FRANCIS SS	280	677	623	587	578	560	587	595	534	531	535	507	-28
SAINT KATERI TEKAKWITHA SS	425						17	15	12	13	14	10	-4
SAINT MICHAEL HS	220	826	838	866	919	930	983	995	1020	1026	1105	1192	87
SAINT PAUL HS	230	900	882	818	773	716	650	609	610	643	740	792	52
TOTAL SECONDARY		7360	7291	7160	6981	6813	6638	6504	6523	6588	6986	7170	184

Notes:

Pope Francis and Saint Kateri began reporting as their own sites in 2019-20, previously reported at Notre Dame College beginning in 2017-18

Many of the the students reported at Pope Francis are part of the Independent Study program, ADE is calculated based on work completed not enrolment on the count dates

Niagara Catholic District School Board
Enrolment and Retention Numbers
2018 - 2024

School	Actual 2018-19	Actual 2017-18	NCDSB* Grade 8 Retention	Actual Grade 8 Retention Percentage	Actual 2019-20	Actual 2018-19	NCDSB* Grade 8 Retention	Actual Grade 8 Retention Percentage	Actual 2020-21	Actual 2019-20	NCDSB* Grade 8 Retention	Actual Grade 8 Retention Percentage	Actual 2021-22	Actual 2020-21	NCDSB* Grade 8 Retention	Actual Grade 8 Retention Percentage	Actual 2022-23	Actual 2021-22	NCDSB* Grade 8 Retention	Actual Grade 8 Retention Percentage	Actual 2023-24	Actual 2022-23	NCDSB* Grade 8 Retention	Actual Grade 8 Retention Percentage	Actual 2024-25	Actual 2023-24	NCDSB* Grade 8 Retention	Actual Grade 8 Retention Percentage
	Enrolment	Enrolment	Enrolment	Percentage	Enrolment	Enrolment	Enrolment	Percentage	Enrolment	Enrolment	Enrolment	Percentage	Enrolment	Enrolment	Enrolment	Percentage	Enrolment	Enrolment	Enrolment	Percentage	Enrolment	Enrolment	Enrolment	Percentage	Enrolment	Enrolment	Enrolment	Percentage
FOS - Notre Dame College School	246	231	185	80%	238	262	210	80%	225	249	205	82%	212	249	197	79%	226	245	204	83%	272	262	217	83%	296	280	240	86%
FOS - Lakeshore Catholic Secondary School	160	183	122	67%	172	157	119	76%	168	168	106	63%	167	162	113	70%	163	156	112	72%	146	167	93	56%	182	156	113	72%
FOS - St Paul Secondary School	138	211	153	73%	129	198	123	62%	146	237	142	60%	131	185	121	65%	184	224	175	78%	197	204	164	80%	232	216	186	86%
FOS - St Michael Secondary School	216	159	142	89%	243	173	164	95%	213	153	139	91%	247	173	159	92%	272	189	170	90%	275	207	192	93%	295	202	186	92%
FOS - Denis Morris Catholic Secondary School	235	221	190	86%	176	183	156	85%	186	199	158	79%	189	196	159	81%	209	205	179	87%	221	184	167	91%	212	205	180	88%
FOS - Holy Cross	145	171	134	78%	138	170	132	78%	148	173	142	82%	153	193	139	72%	149	183	144	79%	136	164	123	75%	157	182	147	81%
FOS - St Francis	132	145	121	83%	144	131	108	82%	128	129	109	84%	104	108	83	77%	129	123	105	85%	119	118	95	81%	115	109	88	81%
FOS - Blessed Trinity	277	224	214	96%	290	244	224	92%	253	214	198	93%	254	238	214	90%	261	251	220	88%	252	246	218	89%	251	258	230	89%
Total	1549	1545	1261	82%	1530	1518	1236	81%	1467	1522	1199	79%	1457	1504	1185	79%	1611	1576	1309	83%	1618	1552	1269	82%	1740	1608	1370	85%

*Feeder School plus Other NCDSB elementary schools

FOS - Notre Dame College School

Feeder School	2017-18 Grade 8 Enrolment	Grade 8 Retention NCDSB	Actual Grade 8 Retention Percentage	2018-19 Grade 8 Enrolment	Grade 8 Retention NCDSB	Actual Grade 8 Retention Percentage	2019-20 Grade 8 Enrolment	Grade 8 Retention NCDSB	Actual Grade 8 Retention Percentage	2020-21 Grade 8 Enrolment	Grade 8 Retention NCDSB	Actual Grade 8 Retention Percentage	2021-22 Grade 8 Enrolment	Grade 8 Retention NCDSB	Actual Grade 8 Retention Percentage	2022-23 Grade 8 Enrolment	Grade 8 Retention NCDSB	Actual Grade 8 Retention Percentage	2023-24 Grade 8 Enrolment	Grade 8 Retention NCDSB	Actual Grade 8 Retention Percentage
St Ann, Fenwick	8	4	50%	19	13	68%	13	8	62%	18	9	50%	10	4	40%	21	12	57%	17	5	29%
St Alexander	49	21	43%	50	23	46%	44	26	59%	46	23	50%	53	31	58%	60	46	77%	52	38	73%
Alexander Kuska	42	36	86%	43	40	93%	42	37	88%	37	34	92%	50	45	90%	41	34	83%	56	50	89%
Holy Name	26	23	88%	47	46	98%	56	48	86%	51	44	86%	45	43	96%	43	36	84%	57	56	98%
St Andrew	28	25	89%	24	22	92%	25	19	76%	26	24	92%	24	21	88%	25	24	96%	26	20	77%
St Augustine	8	8	100%	21	19	90%	15	14	93%	16	14	88%	10	10	100%	17	15	88%	12	12	100%
St Kevin	43	42	98%	36	30	83%	41	40	98%	36	32	89%	35	34	97%	35	33	94%	43	43	100%
St Mary, Welland	27	26	96%	22	17	77%	13	13	100%	19	17	89%	18	16	89%	20	17	85%	17	16	94%
Total	231	185	80%	262	210	80%	249	205	82%	249	197	79%	245	204	83%	262	217	83%	280	240	86%

FOS - Lakeshore Catholic Secondary School

Feeder School	2017-18 Grade 8 Enrolment	Grade 8 Retention NCDSB	Actual Grade 8 Retention Percentage	2018-19 Grade 8 Enrolment	Grade 8 Retention NCDSB	Actual Grade 8 Retention Percentage	2019-20 Grade 8 Enrolment	Grade 8 Retention NCDSB	Actual Grade 8 Retention Percentage	2020-21 Grade 8 Enrolment	Grade 8 Retention NCDSB	Actual Grade 8 Retention Percentage	2021-22 Grade 8 Enrolment	Grade 8 Retention NCDSB	Actual Grade 8 Retention Percentage	2022-23 Grade 8 Enrolment	Grade 8 Retention NCDSB	Actual Grade 8 Retention Percentage	2023-24 Grade 8 Enrolment	Grade 8 Retention NCDSB	Actual Grade 8 Retention Percentage
Our Lady of Victory	50	16	32%	33	18	55%	42	19	45%	38	18	47%	36	17	47%	34	15	44%	32	23	72%
St George	30	24	80%	18	16	89%	18	7	39%	20	16	80%	19	14	74%	28	14	50%	17	14	82%
St Joseph, Snyder	15	12	80%	10	10	100%	11	10	91%	6	6	100%	13	12	92%	4	3	75%	10	9	90%
St Philomena	21	10	48%	14	9	64%	22	10	45%	20	7	35%	22	11	50%	34	8	24%	30	2	7%
St John Bosco	23	22	96%	29	26	90%	32	24	75%	28	25	89%	25	24	96%	22	15	68%	18	17	94%
St Patrick	16	14	88%	18	14	78%	17	16	94%	24	23	96%	17	14	82%	15	13	87%	20	21	105%
St Therese	16	15	94%	24	20	83%	18	14	78%	16	14	88%	20	17	85%	20	19	95%	22	20	91%
St Elizabeth	12	9	75%	11	6	55%	8	6	75%	10	4	40%	4	3	75%	10	6	60%	7	7	100%
Total	183	122	67%	157	119	76%	168	106	63%	162	113	70%	156	112	72%	167	93	56%	156	113	72%

FOS - Saint Paul Secondary School

Feeder School	2017-18 Grade 8 Enrolment	Grade 8 Retention NCDSB	Actual Grade 8 Retention Percentage	2018-19 Grade 8 Enrolment	Grade 8 Retention NCDSB	Actual Grade 8 Retention Percentage	2019-20 Grade 8 Enrolment	Grade 8 Retention NCDSB	Actual Grade 8 Retention Percentage	2020-21 Grade 8 Enrolment	Grade 8 Retention NCDSB	Actual Grade 8 Retention Percentage	2021-22 Grade 8 Enrolment	Grade 8 Retention NCDSB	Actual Grade 8 Retention Percentage	2022-23 Grade 8 Enrolment	Grade 8 Retention NCDSB	Actual Grade 8 Retention Percentage	2023-24 Grade 8 Enrolment	Grade 8 Retention NCDSB	Actual Grade 8 Retention Percentage
Cardinal Newman (St John Henry Newman)	79	67	85%	61	46	75%	69	51	74%	60	46	77%	55	53	96%	49	44	90%	67	63	94%
Mary Ward	42	22	52%	33	8	24%	52	25	48%	29	16	55%	45	20	44%	49	36	73%	38	31	82%
Notre Dame	19	10	53%	22	20	91%	26	7	27%	19	11	58%	30	26	87%	20	16	80%	30	25	83%
St Gabriel Lalemant	11	8	73%	18	5	28%	12	7	58%	13	6	46%	16	7	44%	14	9	64%	10	8	80%
St Mary	17	17	100%	19	17	89%	22	17	77%	20	15	75%	25	22	88%	28	26	93%	26	19	73%
St Patrick	17	13	76%	18	17	94%	22	17	77%	14	11	79%	27	27	100%	20	17	85%	26	24	92%
St Vincent de Paul	26	16	62%	27	10	37%	34	18	53%	30	16	53%	26	20	77%	24	16	67%	19	16	84%
Total	211	153	73%	198	123	62%	237	142	60%	185	121	65%	224	175	78%	204	164	80%	216	186	86%

Saint Michael Secondary School

Feeder School	2017-18 Grade 8 Enrolment	Grade 8 Retention NCDSB	Actual Retention Percentage	2018-19 Grade 8 Enrolment	Grade 8 Retention NCDSB	Actual Retention Percentage	2019-20 Grade 8 Enrolment	Grade 8 Retention NCDSB	Actual Retention Percentage	2020-21 Grade 8 Enrolment	Grade 8 Retention NCDSB	Actual Retention Percentage	2021-22 Grade 8 Enrolment	Grade 8 Retention NCDSB	Actual Retention Percentage	2022-23 Grade 8 Enrolment	Grade 8 Retention NCDSB	Actual Retention Percentage	2023-24 Grade 8 Enrolment	Grade 8 Retention NCDSB	Actual Retention Percentage
Father Hennepin	34	29	85%	30	27	90%	25	23	92%	27	24	89%	24	21	88%	43	39	91%	29	26	90%
Our Lady of Mount Carmel	35	29	83%	43	41	95%	48	42	88%	62	57	92%	66	58	88%	81	74	91%	84	76	90%
Sacred Heart	28	27	96%	40	38	95%	26	22	85%	31	28	90%	37	33	89%	24	21	88%	29	26	90%
Loretto Catholic	62	57	92%	60	58	97%	54	52	96%	53	50	94%	62	58	94%	59	58	98%	60	58	97%
Total	159	142	89%	173	164	95%	163	139	91%	173	159	92%	189	170	90%	207	192	93%	202	186	92%

FOS - Denis Morris Catholic Secondary School

Feeder School	2017-18 Grade 8 Enrolment	Grade 8 Retention NCDSB	Actual Retention Percentage	2018-19 Grade 8 Enrolment	Grade 8 Retention NCDSB	Actual Retention Percentage	2019-20 Grade 8 Enrolment	Grade 8 Retention NCDSB	Actual Retention Percentage	2020-21 Grade 8 Enrolment	Grade 8 Retention NCDSB	Actual Retention Percentage	2021-22 Grade 8 Enrolment	Grade 8 Retention NCDSB	Actual Retention Percentage	2022-23 Grade 8 Enrolment	Grade 8 Retention NCDSB	Actual Retention Percentage	2023-24 Grade 8 Enrolment	Grade 8 Retention NCDSB	Actual Retention Percentage
St Anthony	61	52	85%	42	35	83%	60	51	85%	60	47	78%	44	39	89%	39	37	95%	45	42	93%
St Christopher	17	16	94%	12	10	83%	18	15	83%	13	10	77%	18	18	100%	23	21	91%	23	17	74%
St Nicholas	14	12	86%	11	8	73%	26	21	81%	21	18	86%	20	16	80%	10	8	80%	20	16	80%
St Peter	27	23	85%	24	22	92%	25	21	84%	19	15	79%	35	31	89%	33	33	100%	24	19	79%
St Theresa	15	11	73%	18	16	89%	18	11	61%	23	17	74%	17	14	82%	20	18	90%	25	23	92%
Monsignor Clancy (Our Lady of the Holy Rosary)	87	76	87%	76	65	86%	52	39	75%	60	52	87%	71	61	86%	59	50	85%	68	63	93%
Total	221	190	86%	183	156	85%	199	158	79%	196	159	81%	205	179	87%	184	167	91%	205	180	88%

FOS - Holy Cross

Feeder School	2017-18 Grade 8 Enrolment	Grade 8 Retention NCDSB	Actual Retention Percentage	2018-19 Grade 8 Enrolment	Grade 8 Retention NCDSB	Actual Retention Percentage	2019-20 Grade 8 Enrolment	Grade 8 Retention NCDSB	Actual Retention Percentage	2020-21 Grade 8 Enrolment	Grade 8 Retention NCDSB	Actual Retention Percentage	2021-22 Grade 8 Enrolment	Grade 8 Retention NCDSB	Actual Retention Percentage	2022-23 Grade 8 Enrolment	Grade 8 Retention NCDSB	Actual Retention Percentage	2023-24 Grade 8 Enrolment	Grade 8 Retention NCDSB	Actual Retention Percentage
Assumption	12	11	92%	24	23	96%	21	17	81%	14	11	79%	21	18	86%	13	9	69%	17	12	71%
Canadian Martyrs	46	37	80%	58	47	81%	52	47	90%	51	42	82%	43	39	91%	51	41	80%	68	57	84%
Our Lady of Fatima	14	7	50%	17	11	65%	11	9	82%	38	24	63%	30	22	73%	39	22	56%	26	19	73%
St Alfred	49	39	80%	32	23	72%	38	29	76%	56	37	66%	50	37	74%	36	29	81%	34	28	82%
St Michael	50	40	80%	39	28	72%	51	40	78%	34	25	74%	39	28	72%	25	22	88%	37	31	84%
Total	171	134	78%	170	132	78%	173	142	82%	193	139	72%	183	144	79%	164	123	75%	182	147	81%

FOS - St Francis

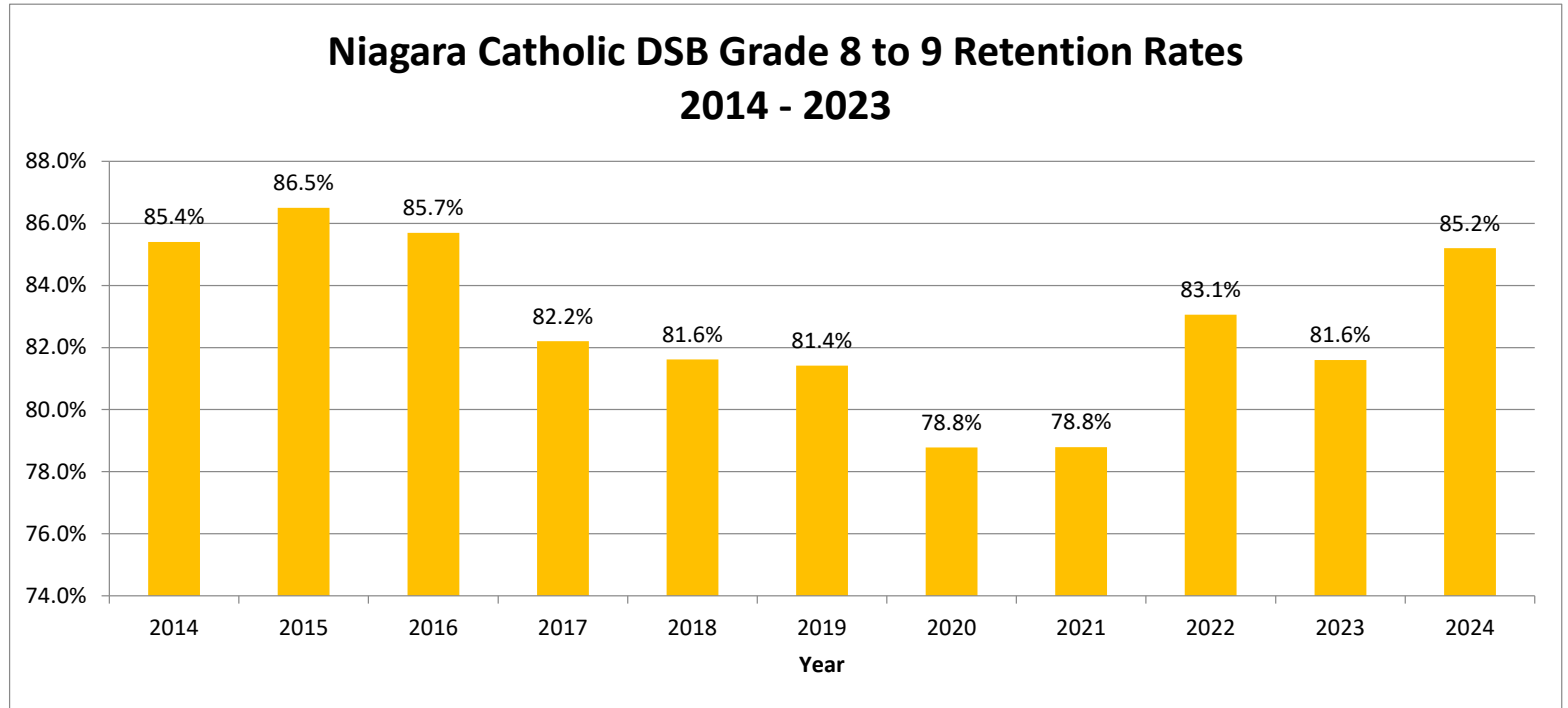
Feeder School	2017-18 Grade 8 Enrolment	Grade 8 Retention NCDSB	Actual Retention Percentage	2018-19 Grade 8 Enrolment	Grade 8 Retention NCDSB	Actual Retention Percentage	2019-20 Grade 8 Enrolment	Grade 8 Retention NCDSB	Actual Retention Percentage	2020-21 Grade 8 Enrolment	Grade 8 Retention NCDSB	Actual Retention Percentage	2021-22 Grade 8 Enrolment	Grade 8 Retention NCDSB	Actual Retention Percentage	2022-23 Grade 8 Enrolment	Grade 8 Retention NCDSB	Actual Retention Percentage	2023-24 Grade 8 Enrolment	Grade 8 Retention NCDSB	Actual Retention Percentage
Mother Teresa (St Teresa of Calcutta)	47	41	87%	42	38	90%	30	28	93%	19	10	53%	32	20	63%	27	19	70%	25	20	80%
St Ann	36	32	89%	28	19	68%	36	30	83%	35	28	80%	34	29	85%	38	33	87%	43	27	63%
St Denis	30	25	83%	31	27	87%	31	27	87%	25	24	96%	32	32	100%	38	34	89%	19	19	100%
St James	32	23	72%	30	24	80%	32	24	75%	29	21	72%	25	24	96%	15	9	60%	22	22	100%
Total	145	121	83%	131	108	82%	129	109	84%	108	83	77%	123	105	85%	118	95	81%	109	88	81%

FOS - Blessed Trinity

Feeder School	2017-18 Grade 8 Enrolment	Grade 8 Retention NCDSB	Actual Retention Percentage	2018-19 Grade 8 Enrolment	Grade 8 Retention NCDSB	Actual Retention Percentage	2019-20 Grade 8 Enrolment	Grade 8 Retention NCDSB	Actual Retention Percentage	2020-21 Grade 8 Enrolment	Grade 8 Retention NCDSB	Actual Retention Percentage	2021-22 Grade 8 Enrolment	Grade 8 Retention NCDSB	Actual Retention Percentage	2022-23 Grade 8 Enrolment	Grade 8 Retention NCDSB	Actual Retention Percentage	2023-24 Grade 8 Enrolment	Grade 8 Retention NCDSB	Actual Retention Percentage
Our Lady of Fatima, Gr	54	54	100%	61	59	97%	60	57	95%	75	67	89%	58	57	98%	68	65	96%	58	57	98%
St Joseph, Gr	29	29	100%	28	27	96%	32	31	97%	29	26	90%	38	35	92%	29	24	83%	25	21	84%
St Edward	9	9	100%	22	17	77%	7	5	71%	5	2	40%	7	5	71%	10	8	80%	9	8	89%
St John	46	43	93%	39	33	85%	32	25	78%	47	43	91%	47	45	96%	43	36	84%	53	44	83%
St Mark	46	43	93%	48	47	98%	49	47	96%	48	46	96%	55	37	67%	55	45	82%	66	56	85%
St Martin	40	36	90%	46	41	89%	34	33	97%	34	30	88%	46	41	89%	41	40	98%	47	44	94%
Total	224	214	96%	244	224	92%	214	198	93%	238	214	90%	251	220	88%	246	218	89%	258	230	89%

Niagara Catholic District School Board
Grade 8 to 9 Retention Rates

Year	Retained
2014	85.4%
2015	86.5%
2016	85.7%
2017	82.2%
2018	81.6%
2019	81.4%
2020	78.8%
2021	78.8%
2022	83.1%
2023	81.6%
2024	85.2%



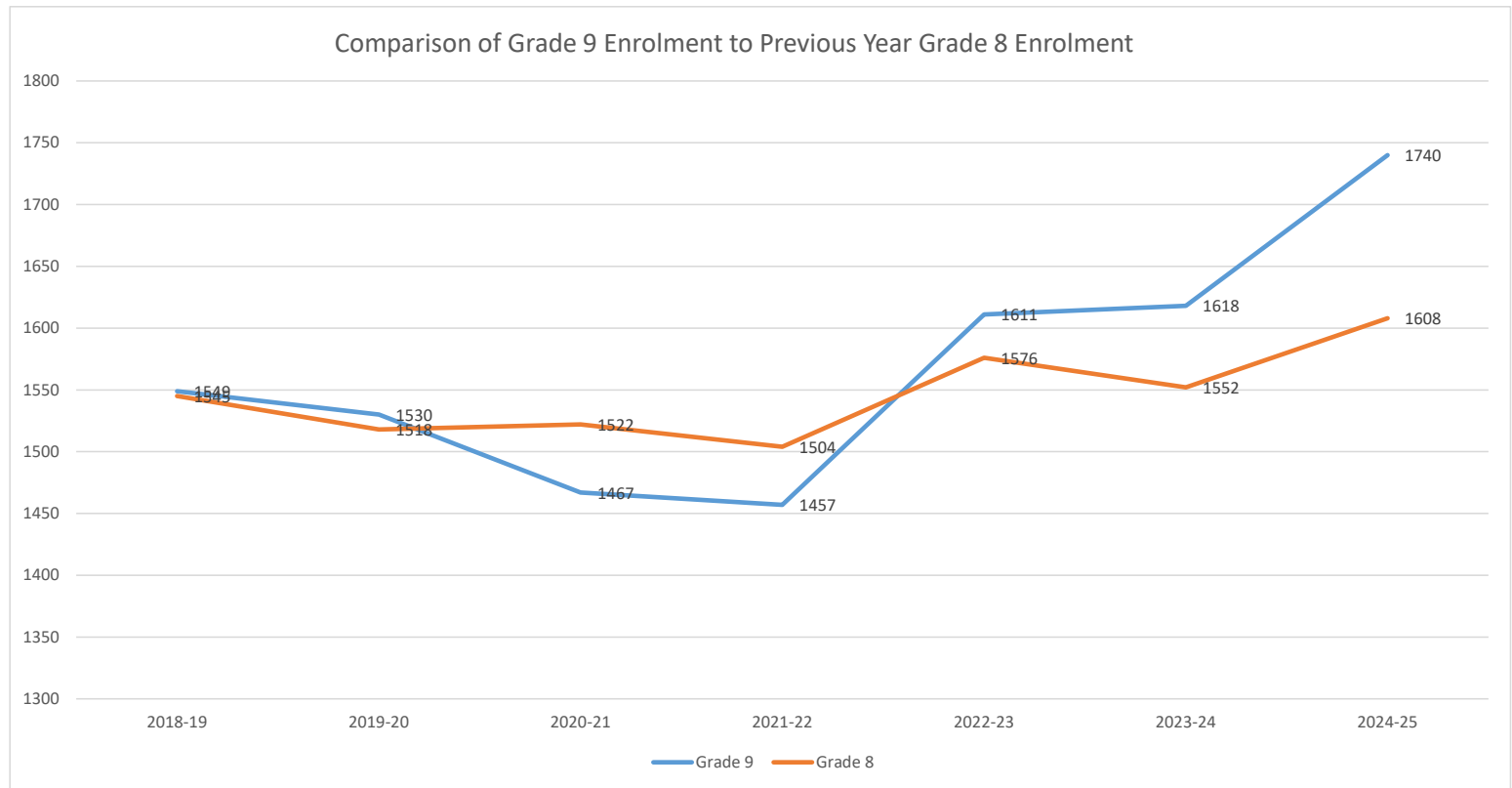
Niagara Catholic DSB

June 2024 to October 2024 Retention by Grade

	9 to 10	10 to 11	11 to 12
BLESSED TRINITY SS	98%	97%	99%
DENIS MORRIS SS	97%	94%	99%
HOLY CROSS SS	94%	94%	97%
LAKESHORE CHS	94%	93%	96%
NOTRE DAME COLLEGE S	96%	96%	96%
SAINT FRANCIS SS	97%	94%	96%
SAINT MICHAEL HS	96%	97%	97%
SAINT PAUL HS	94%	96%	95%
Total	96%	95%	97%

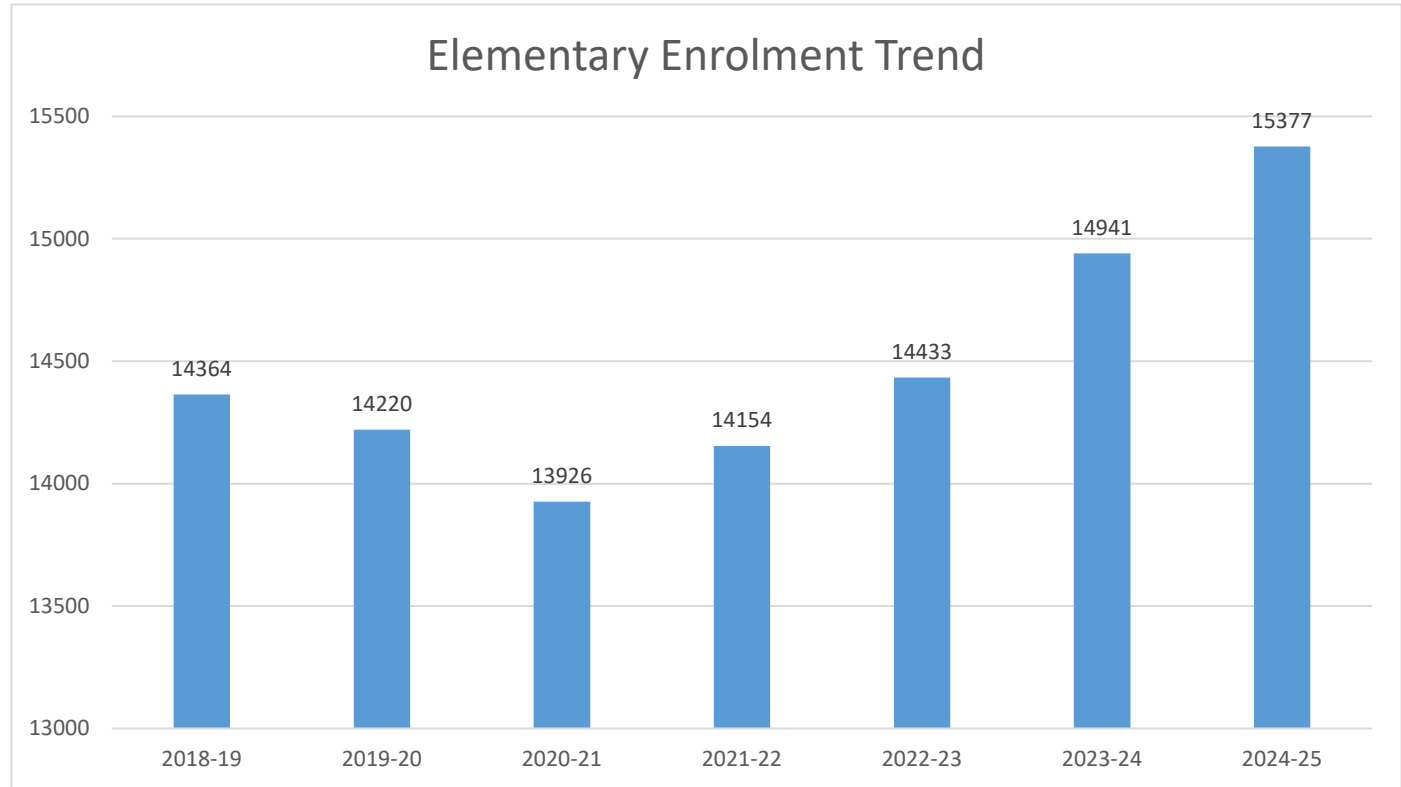
An average of 4% across the Niagara Catholic DSB left

Year	Grade 9	Grade 8
2018-19	1549	1545
2019-20	1530	1518
2020-21	1467	1522
2021-22	1457	1504
2022-23	1611	1576
2023-24	1618	1552
2024-25	1740	1608



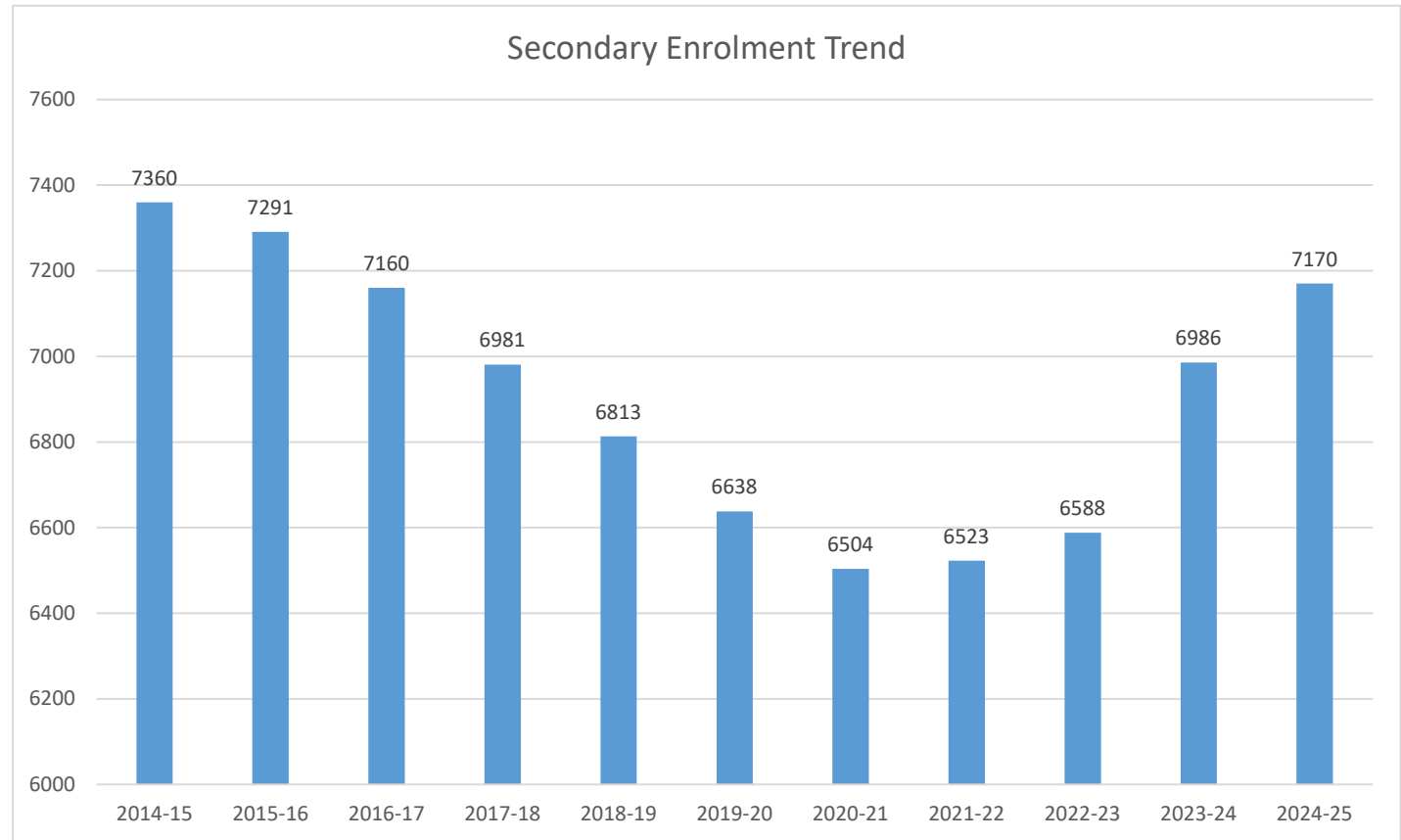
Elementary Enrolment

Year	Enrolment
2018-19	14364
2019-20	14220
2020-21	13926
2021-22	14154
2022-23	14433
2023-24	14941
2024-25	15377



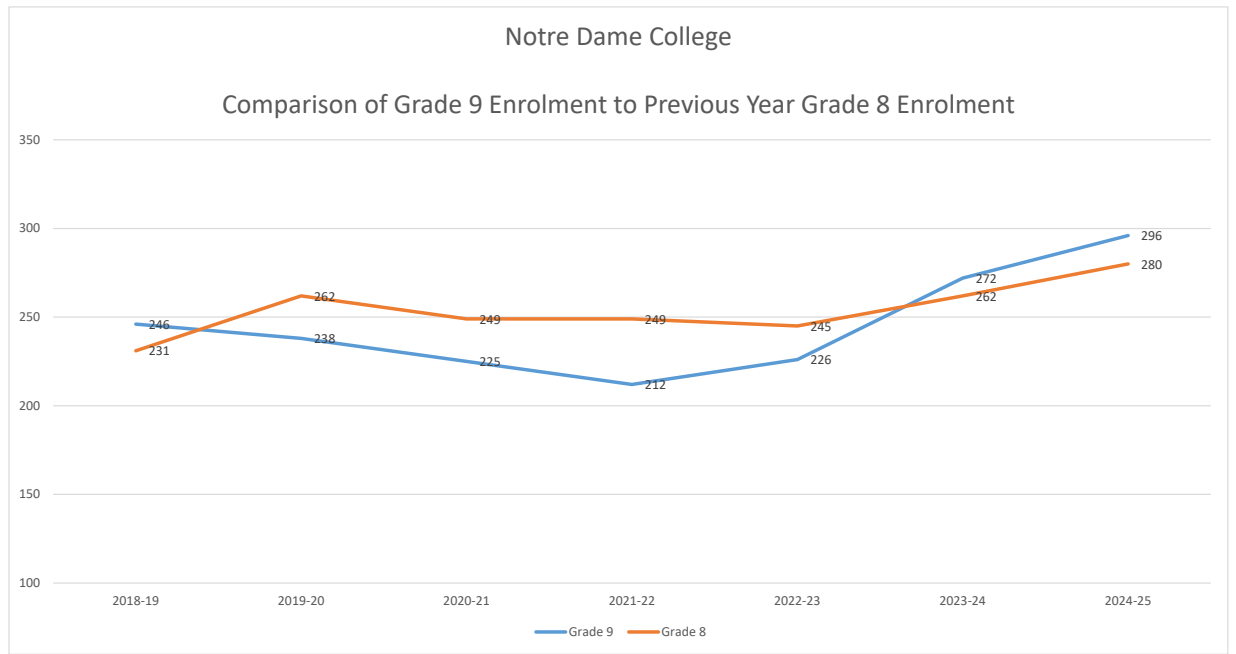
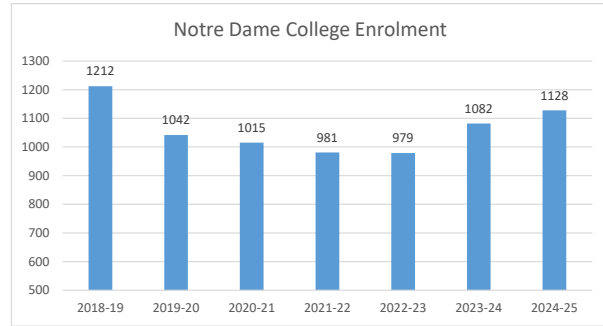
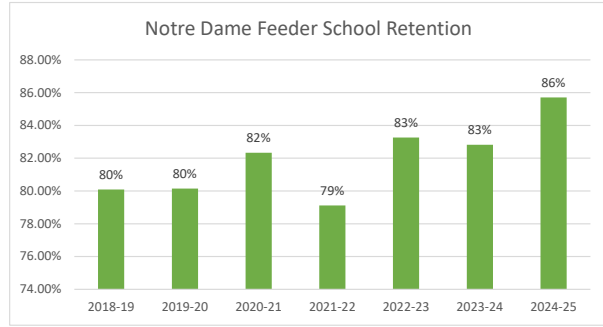
Secondary Enrolment

Year	Enrolment
2014-15	7360
2015-16	7291
2016-17	7160
2017-18	6981
2018-19	6813
2019-20	6638
2020-21	6504
2021-22	6523
2022-23	6588
2023-24	6986
2024-25	7170



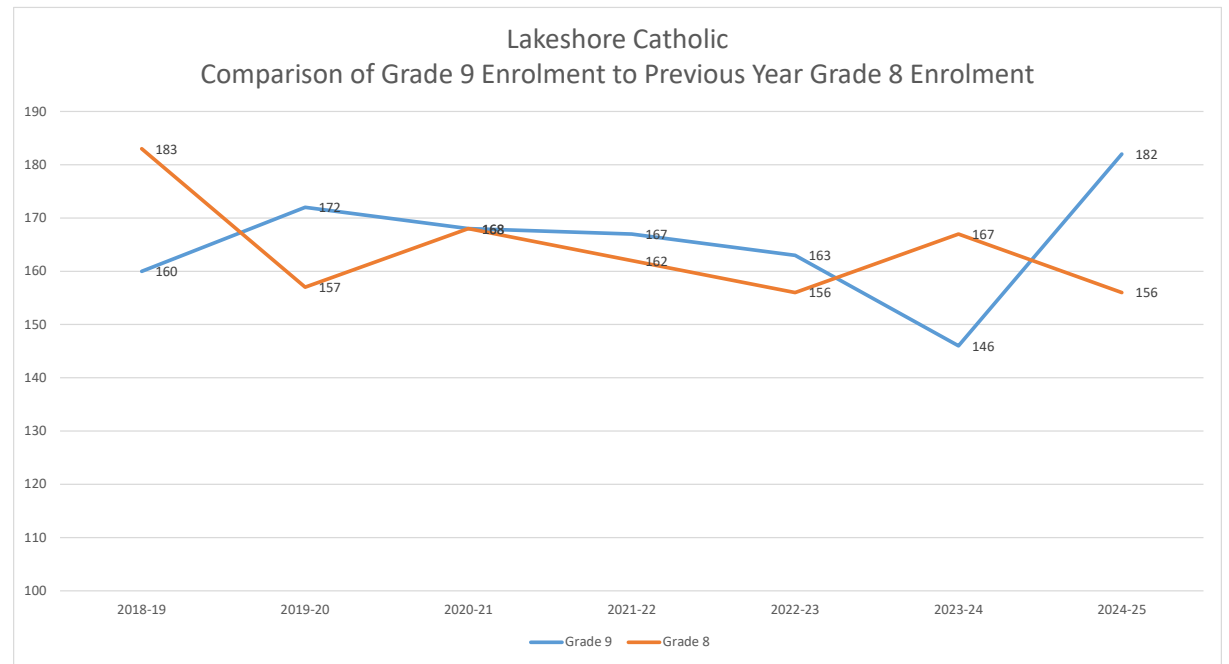
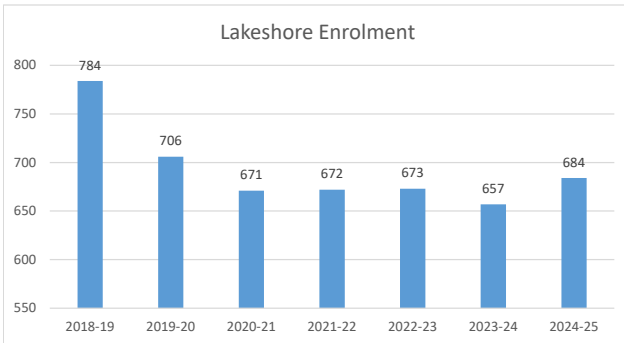
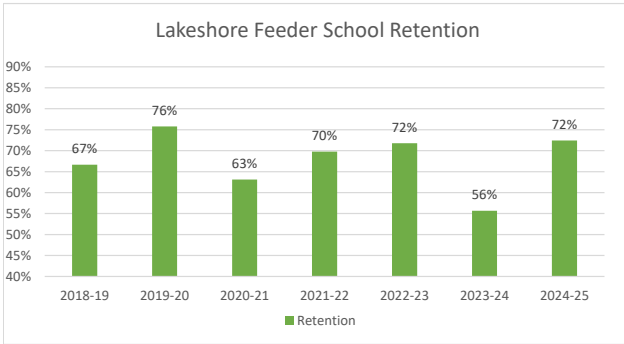
Notre Dame College

Year	Grade 9	Grade 8	Retention	Year	Enrolment
2018-19	246	231	80%	2018-19	1212
2019-20	238	262	80%	2019-20	1042
2020-21	225	249	82%	2020-21	1015
2021-22	212	249	79%	2021-22	981
2022-23	226	245	83%	2022-23	979
2023-24	272	262	83%	2023-24	1082
2024-25	296	280	86%	2024-25	1128



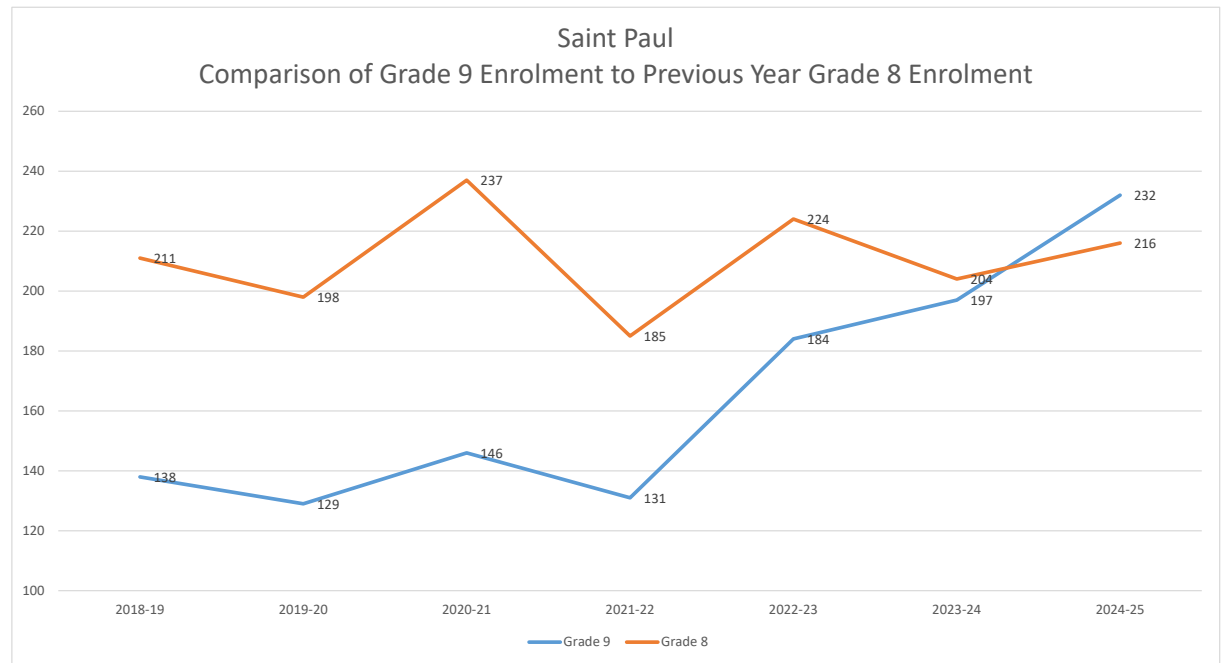
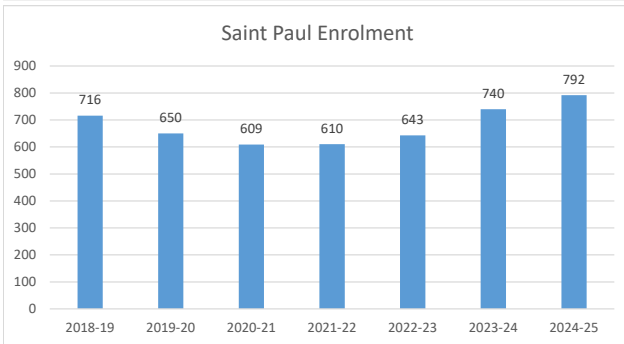
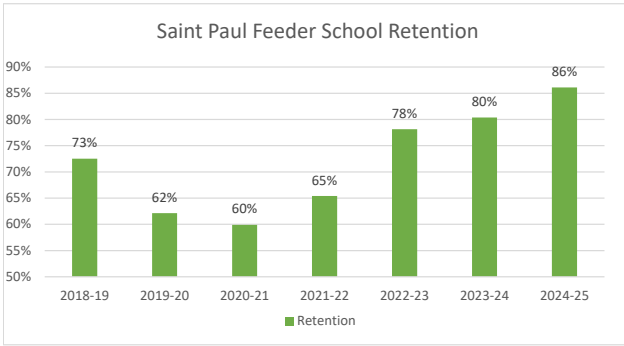
Lakeshore Catholic

Year	Grade 9	Grade 8	Retention	Year	Enrolment
2018-19	160	183	67%	2018-19	784
2019-20	172	157	76%	2019-20	706
2020-21	168	168	63%	2020-21	671
2021-22	167	162	70%	2021-22	672
2022-23	163	156	72%	2022-23	673
2023-24	146	167	56%	2023-24	657
2024-25	182	156	72%	2024-25	684



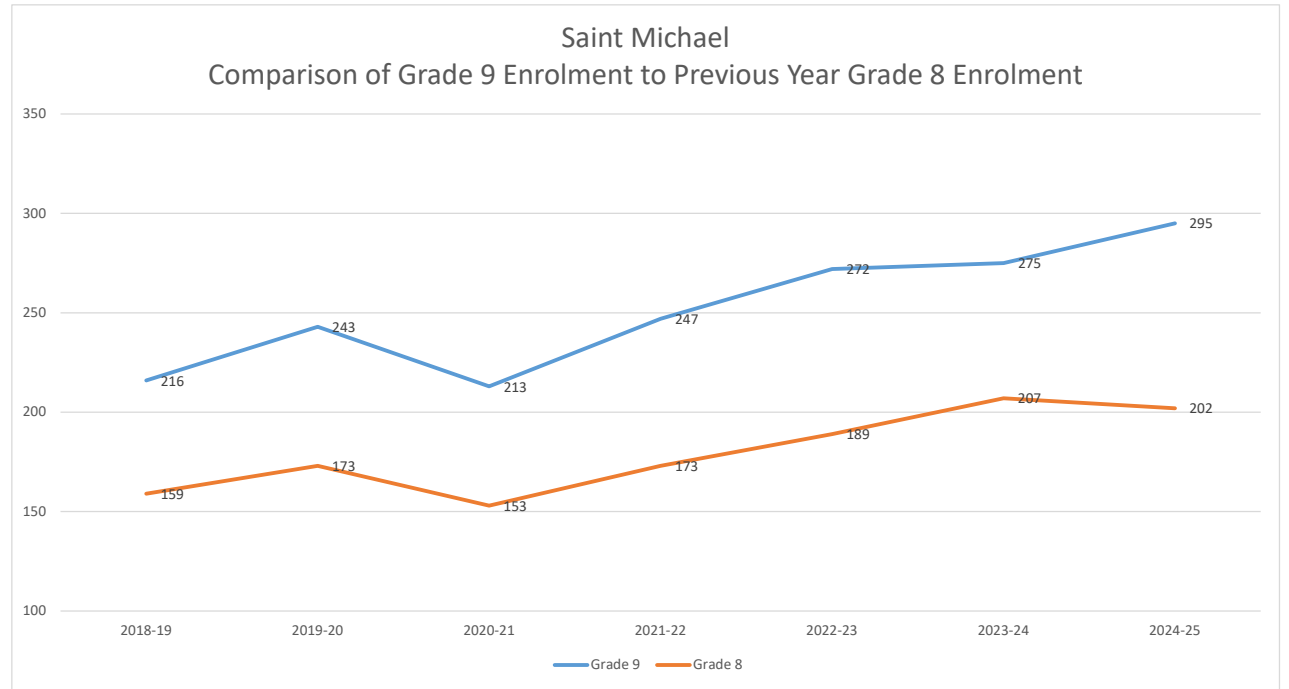
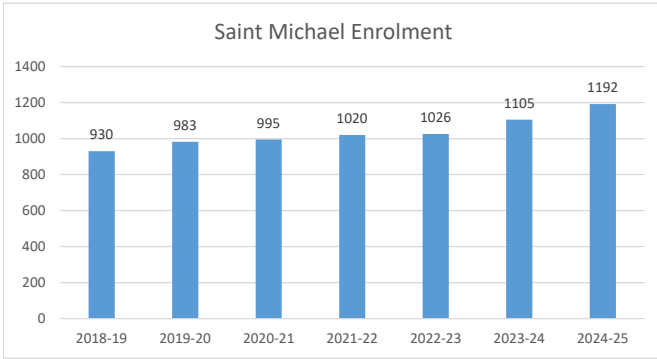
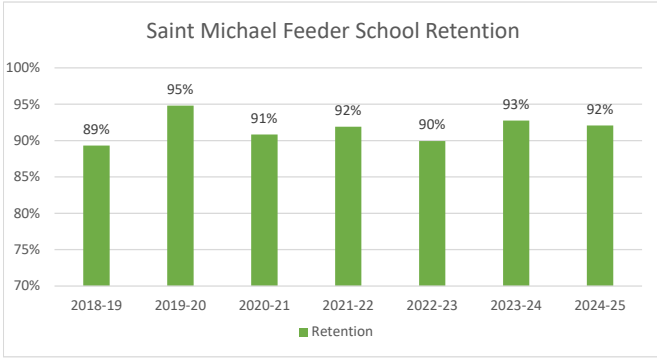
Saint Paul

Year	Grade 9	Grade 8	Retention	Year	Enrolment
2018-19	138	211	73%	2018-19	716
2019-20	129	198	62%	2019-20	650
2020-21	146	237	60%	2020-21	609
2021-22	131	185	65%	2021-22	610
2022-23	184	224	78%	2022-23	643
2023-24	197	204	80%	2023-24	740
2024-25	232	216	86%	2024-25	792



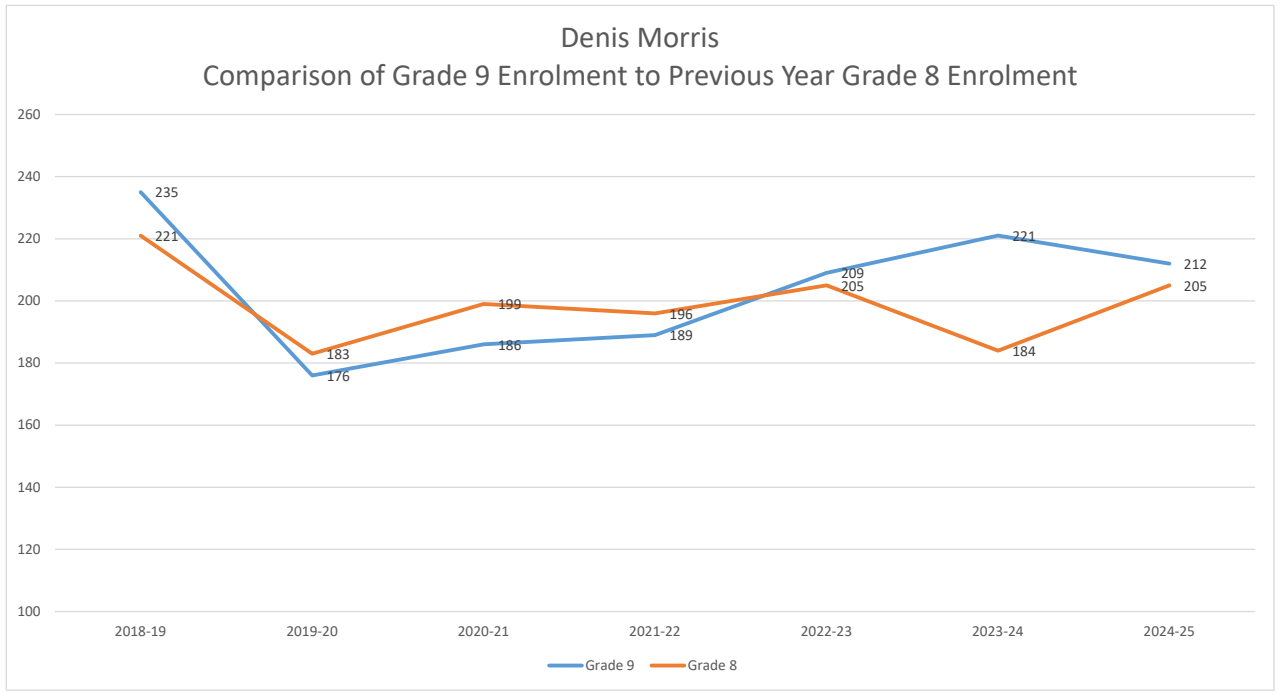
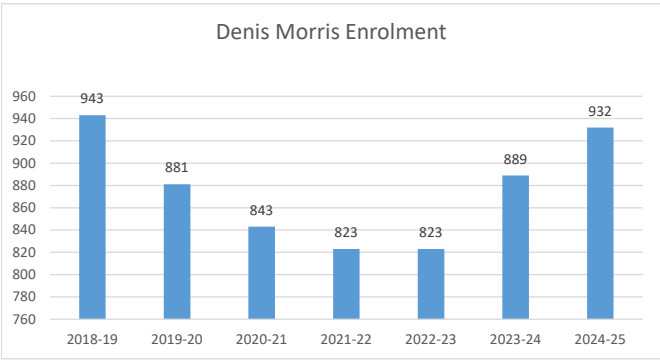
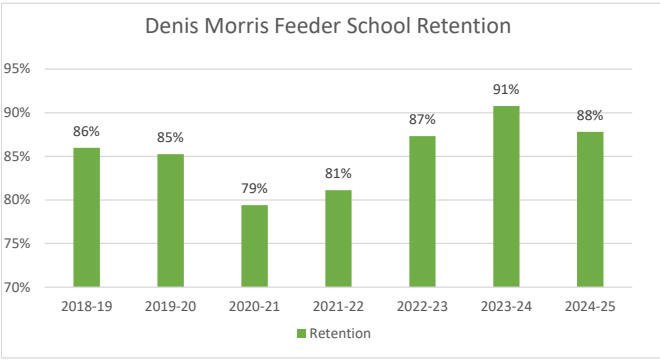
Saint Michael

Year	Grade 9	Grade 8	Retention	Year	Enrolment
2018-19	216	159	89%	2018-19	930
2019-20	243	173	95%	2019-20	983
2020-21	213	153	91%	2020-21	995
2021-22	247	173	92%	2021-22	1020
2022-23	272	189	90%	2022-23	1026
2023-24	275	207	93%	2023-24	1105
2024-25	295	202	92%	2024-25	1192



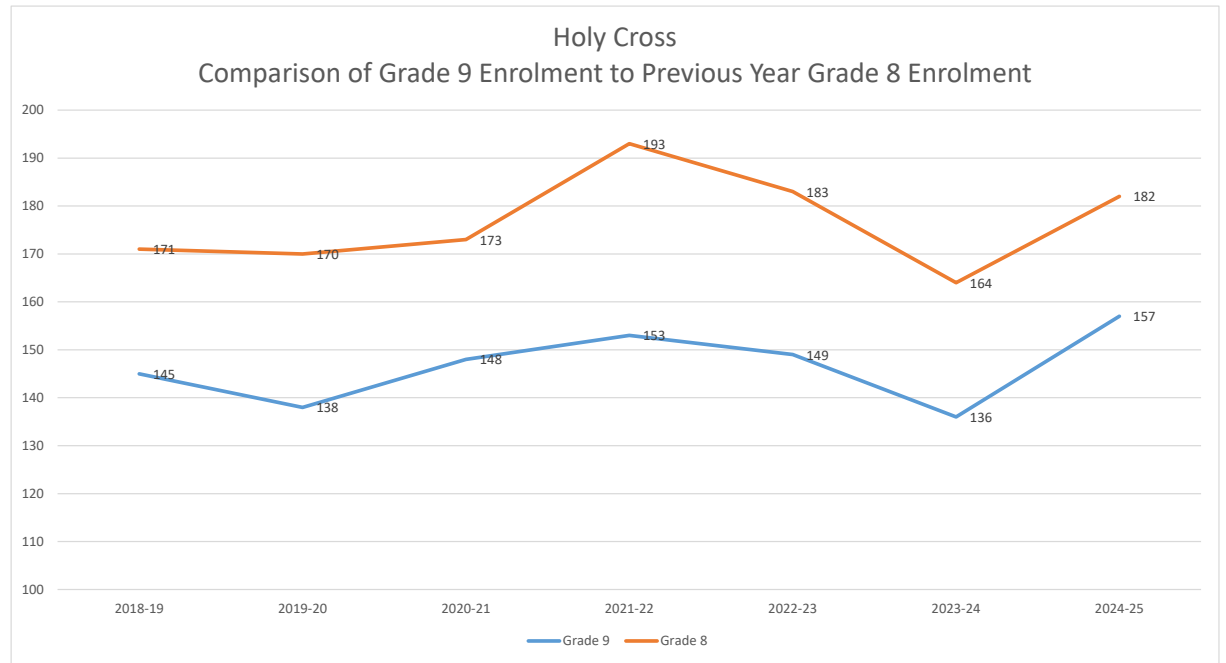
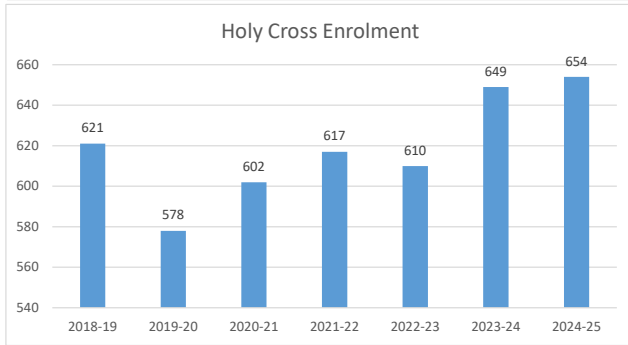
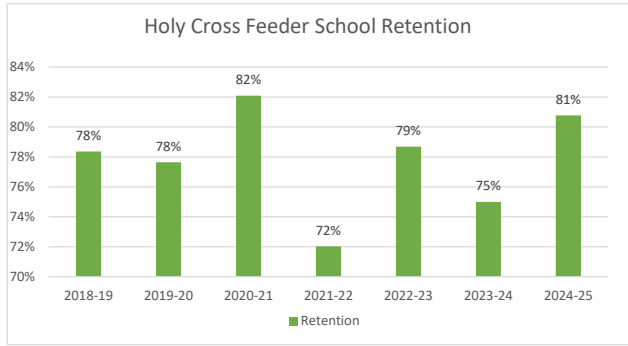
Denis Morris

Year	Grade 9	Grade 8	Retention	Year	Enrolment
2018-19	235	221	86%	2018-19	943
2019-20	176	183	85%	2019-20	881
2020-21	186	199	79%	2020-21	843
2021-22	189	196	81%	2021-22	823
2022-23	209	205	87%	2022-23	823
2023-24	221	184	91%	2023-24	889
2024-25	212	205	88%	2024-25	932



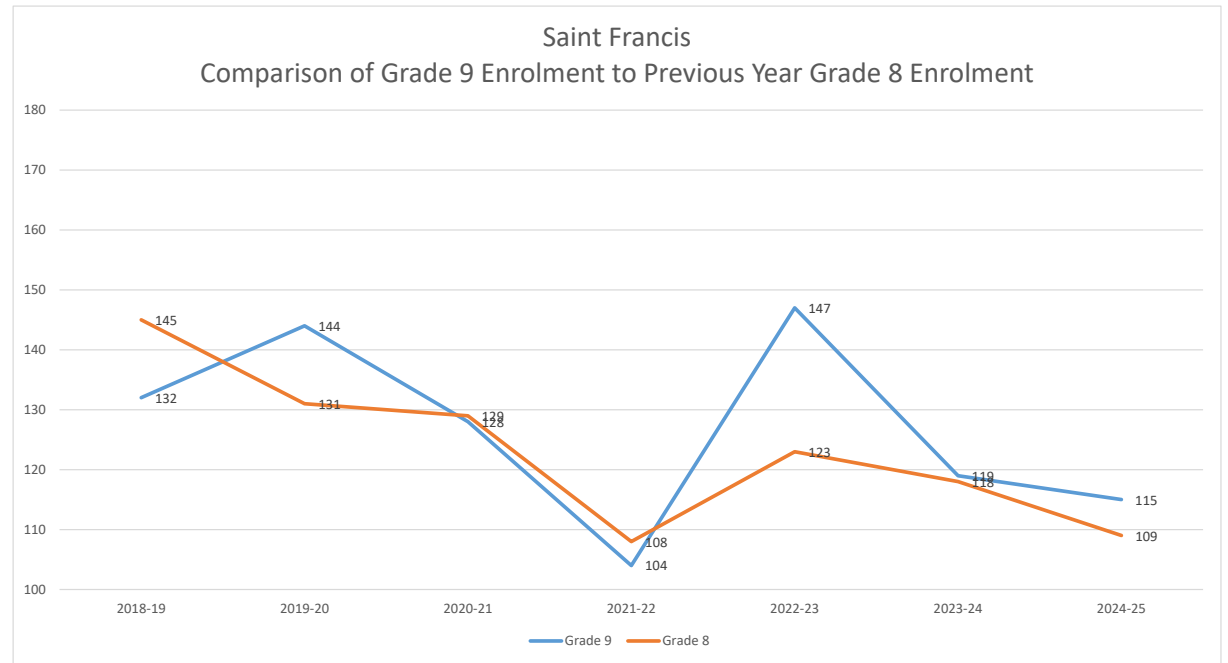
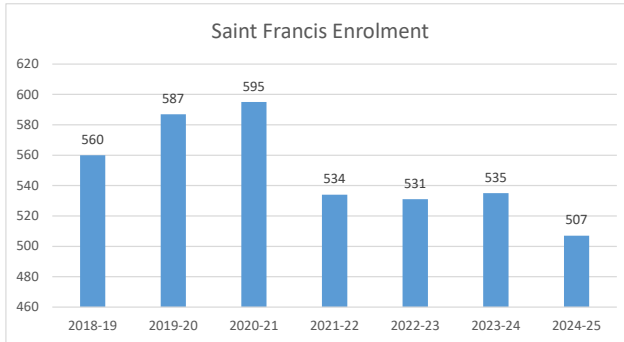
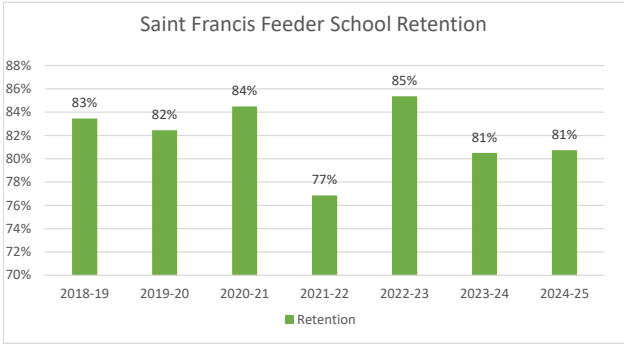
Holy Cross

Year	Grade 9	Grade 8	Retention	Year	Enrolment
2018-19	145	171	78%	2018-19	621
2019-20	138	170	78%	2019-20	578
2020-21	148	173	82%	2020-21	602
2021-22	153	193	72%	2021-22	617
2022-23	149	183	79%	2022-23	610
2023-24	136	164	75%	2023-24	649
2024-25	157	182	81%	2024-25	654



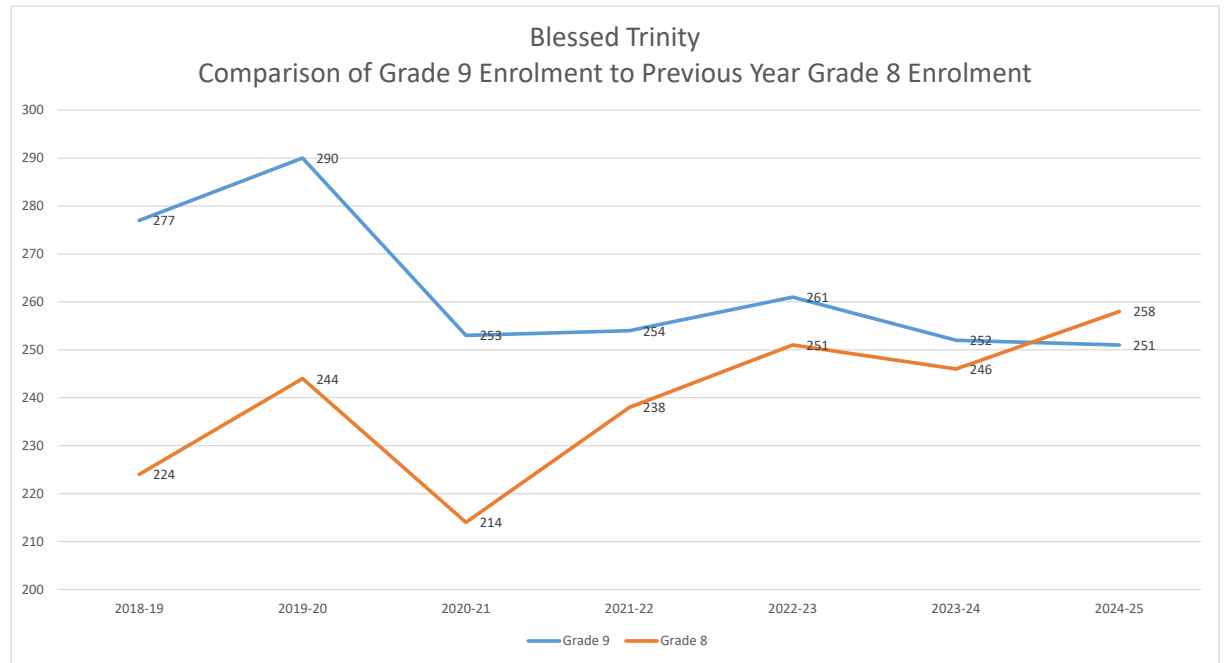
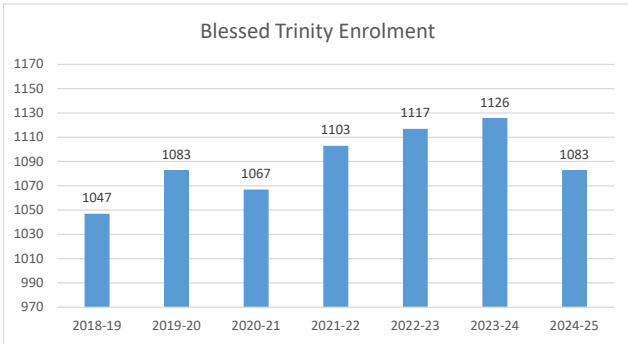
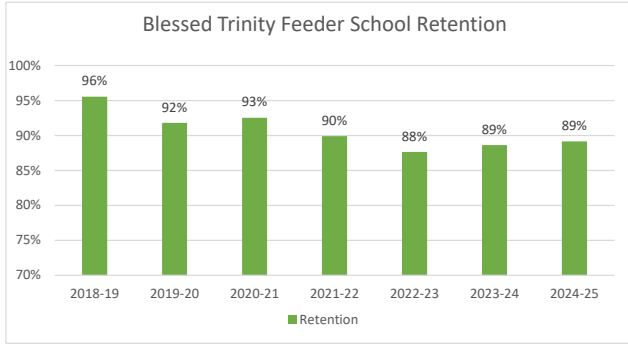
Saint Francis

Year	Grade 9	Grade 8	Retention	Year	Enrolment
2018-19	132	145	83%	2018-19	560
2019-20	144	131	82%	2019-20	587
2020-21	128	129	84%	2020-21	595
2021-22	104	108	77%	2021-22	534
2022-23	147	123	85%	2022-23	531
2023-24	119	118	81%	2023-24	535
2024-25	115	109	81%	2024-25	507



Blessed Trinity

Year	Grade 9	Grade 8	Retention	Year	Enrolment
2018-19	277	224	96%	2018-19	1047
2019-20	290	244	92%	2019-20	1083
2020-21	253	214	93%	2020-21	1067
2021-22	254	238	90%	2021-22	1103
2022-23	261	251	88%	2022-23	1117
2023-24	252	246	89%	2023-24	1126
2024-25	251	258	89%	2024-25	1083



**TO: NIAGARA CATHOLIC DISTRICT SCHOOL BOARD
COMMITTEE OF THE WHOLE MEETING
JANUARY 14, 2025**

PUBLIC SESSION

**TITLE: STAFF DEVELOPMENT DEPARTMENT PROFESSIONAL
DEVELOPMENT OPPORTUNITIES**

The Staff Development Department Professional Development Opportunities report is presented for information.

Prepared by: Pat Rocca, Superintendent of Education
Anthony Corapi, Coordinator of Staff Development

Presented by: Pat Rocca, Superintendent of Education

Approved by: Camillo Cipriano, Director of Education/Secretary-Treasurer

Date: January 14, 2025



**REPORT TO THE COMMITTEE OF THE WHOLE
JANUARY 14, 2025**

**STAFF DEVELOPMENT DEPARTMENT
PROFESSIONAL DEVELOPMENT OPPORTUNITIES**

BACKGROUND INFORMATION

In alignment with Niagara Catholic’s Multi-Year Strategic Plan, the Department of Staff Development, as an integral aspect of its mandate, acts as the point of co-ordination among various departments. Thus ensuring that all professional development opportunities for staff, both teaching and non-teaching, occur in a seamless fashion to minimize disruptions to the myriad services provided within our Niagara Catholic community. The following is a listing of activities occurring during the period January 14, 2025 through February 11, 2025.

Niagara Catholic Professional Activity Days

Date(s): January 17,2025 – Elementary Report Card Writing Day
January 29, 2025 – Secondary Semester Planning and Preparation Day

Activities: BMS Recertification and Dr. Jody Carrington Keynote for Educational Assistants, Child & Youth Workers, Early Childhood Educators and Administrators (January 17th & 29th)

Virtual Lexia Learning Session – January 14, 2025

Niagara Catholic is committed to fulfilling our shared vision of reading instruction We develop ongoing cohesion by applying our knowledge of Scarborough’s Rope, in the implementation of Structured Literacy in the classroom. To further support our vision of data-driven decision making, we are offering a Lexia Core 5 learning session for all Lexia Learning Initiative schools, as well as for grade 3 educators, system wide. This virtual session will be led by Kristie Clements, Head of Lexia Literacy Content from Greenfield Learning.

The Staff Development Professional Development Opportunities report is presented for information.

Prepared by: Pat Rocca, Superintendent of Education
Anthony Corapi, Coordinator of Staff Development

Presented by: Pat Rocca, Superintendent of Education

Approved by: Camillo Cipriano, Director of Education/Secretary-Treasurer

Date: January 14, 2025

**TO: NIAGARA CATHOLIC DISTRICT SCHOOL BOARD
COMMITTEE OF THE WHOLE MEETING
JANUARY 14, 2025**

PUBLIC SESSION

TITLE: CAPITAL PROJECTS PROGRESS REPORT UPDATE

The Capital Projects Progress report is presented for information.

Prepared by: Tunde Labbanz, Administrator Design and Construction

Presented by: Giancarlo Vetrone, Superintendent of Business & Financial Services

Approved by: Camillo Cipriano, Director of Education/Secretary-Treasurer

Date: January 14, 2025



**REPORT TO THE COMMITTEE OF THE WHOLE
JANUARY 14, 2025**

CAPITAL PROJECTS PROGRESS REPORT UPDATE

BACKGROUND INFORMATION

Individual progress reports for capital projects are presented as follow:

IN PROGRESS

Appendix A New Elementary School Kalar Road, Niagara Falls

Appendix B New Elementary School Greenlane Road, Beamsville

The Capital Projects Progress report is presented for information.

Prepared by: Tunde Labbanz, Administrator, Design and Construction

Presented by: Giancarlo Vetrone, Superintendent of Business & Financial Services

Approved by: Camillo Cipriano, Director of Education/Secretary-Treasurer

Date: January 14, 2025



PROJECT PROGRESS AND STATUS REPORT

NEW CATHOLIC ELEMENTARY SCHOOL, NIAGARA FALLS

Rev. 1.0, Mar 2023

A - General information	
Project Name	Catholic Elementary School Kalar Rd., Niagara Falls
Report Prepared by	Tunde Labbancz, Administrator, Facilities Services
Project Sponsors:	Domenic Massi, Superintendent Principal, TBD
Date	January 07, 2025
Reporting Period	December 2024

B - Executive Summary				
Overall Status				
	<i>Controlled</i>	<i>Caution</i>	<i>Critical</i>	<i>Reason for Deviation (Comments)</i>
Budget:	☒	☐	☐	
Schedule:	☒	☐	☐	
Scope:	☒	☐	☐	
Quality:	☒	☐	☐	



PROJECT PROGRESS AND STATUS REPORT

NEW CATHOLIC ELEMENTARY SCHOOL, NIAGARA FALLS

Rev. 1.0, Mar 2023

Executive Summary	<ul style="list-style-type: none">➤ PROJECT INFORMATION<ul style="list-style-type: none">○ Area of New School to be Constructed: 37,250 sf.○ New School Capacity: 363 students○ Number of Classrooms: 15○ Childcare NO➤ PROJECT FUNDING<ul style="list-style-type: none">○ Capital Priorities Grant \$14,033,019○ Additional Funding Approval for Childcare N/A➤ Geotechnical Report and Chemical/Soils Analysis underway
-------------------	---



PROJECT PROGRESS AND STATUS REPORT

NEW CATHOLIC ELEMENTARY SCHOOL, NIAGARA FALLS

Rev. 1.0, Mar 2023

C – Scheduled Milestones / Deliverables			
Milestone / Deliverable	Expected On	Actual On	Status
Funding Approval		March 27, 2024	COMPLETED
Architect Selection	September 2024	December 2024	COMPLETED
Design Development	October 2024		IN PROGRESS
Ministry Approval to Proceed with Tender	March 2025		NOT STARTED
Site Plan Approval	May 2025		NOT STARTED
Building Permit	May 2025		NOT STARTED
Project Tender	April 2025		NOT STARTED
Construction Start	May 2025		NOT STARTED
Parking lot and Playgrounds	August 2026		NOT STARTED
Occupancy	September 2026		NOT STARTED
Additional Milestones			NOT STARTED

D – Open Action Items				
#	Title	Expected Delivery	Owner / Approver	Status
1	MTO approval	May 2025		NOT STARTED
2	SPA approval	May 2025		NOT STARTED
3	MOE approval to proceed to Tender	March 2025		NOT STARTED
4	Building Permit approval	May 2025		NOT STARTED



PROJECT PROGRESS AND STATUS REPORT

NEW CATHOLIC ELEMENTARY SCHOOL, NIAGARA FALLS

Rev. 1.0, Mar 2023

E - Issues, Risks, Challenges and discussion items				
#	Title	Description	Owner	Status
1	Risk item 1		NCDSB	NOT STARTED
2	Risk Item 2		NCDSB	NOT STARTED
3	Risk Item 3		NCDSB	NOT STARTED

F - Accomplishments / Plans
<p>Accomplishments during <i>this Reporting Period</i> :</p> <ol style="list-style-type: none"> 1. Prime Consulting Services Tender closed on Biddingo for architect selection 2. Architectural and Engineering Consultants hired
<p>Plans during the next Reporting Period:</p> <ol style="list-style-type: none"> 1. Start Design Development phase



PROJECT PROGRESS AND STATUS REPORT

NEW CATHOLIC ELEMENTARY SCHOOL, NIAGARA FALLS

Rev. 1.0, Mar 2023

G - Project Status Report / Signatures

I have reviewed the information contained in this Project Progress And Status Report and agree:

<i>Name / Title</i>	<i>Company</i>		
Project Manager	NCDSB	Tunde Labbancz	January 07, 2025
Controller of Facilities Services	NCDSB		
COPIES TO:			
Chair, Vice-Chair, and Trustees	NCDSB	Committee of the Whole Capital Project Update	Monthly
Director of Education	NCDSB	Camillo Cipriano	Email
Superintendent	NCDSB	Domenic Massi	Email
Principal	NCDSB	TBD	Email

PROJECT PROGRESS AND STATUS REPORT

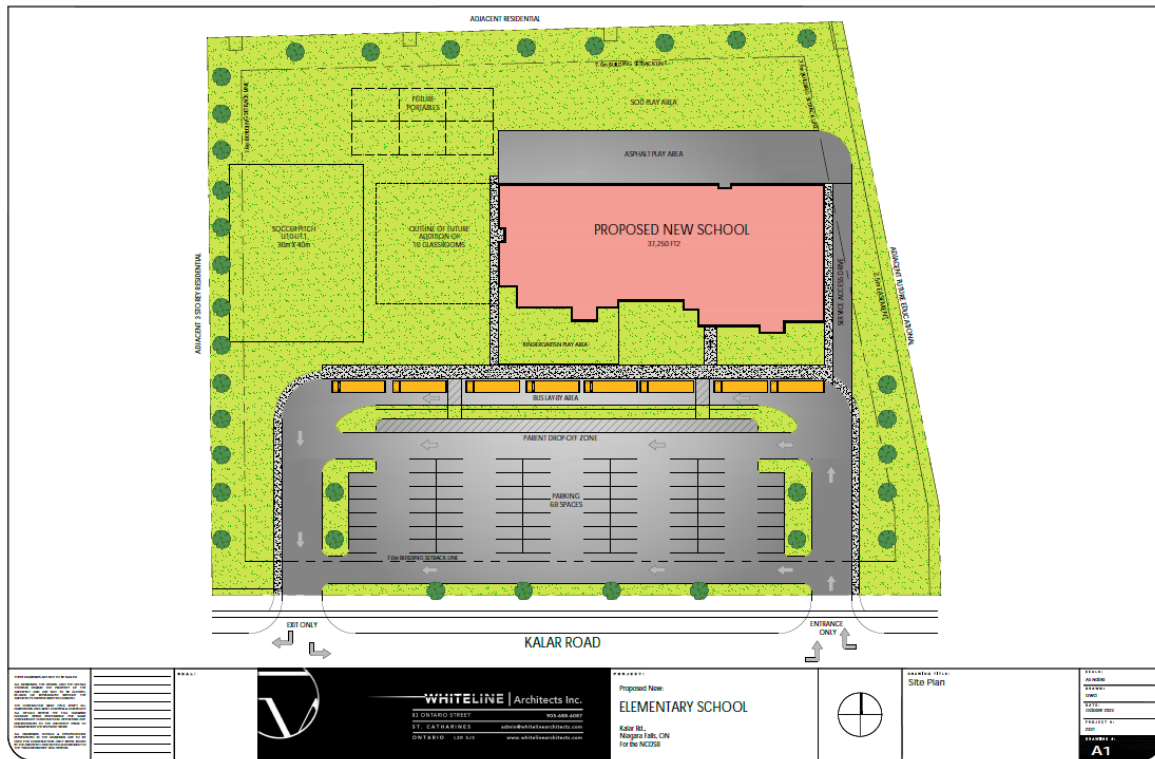
NEW CATHOLIC ELEMENTARY SCHOOL, NIAGARA FALLS

Rev. 1.0, Mar 2023

CONCEPTUAL DESIGN 2024



CONCEPTUAL SITEPLAN 2024

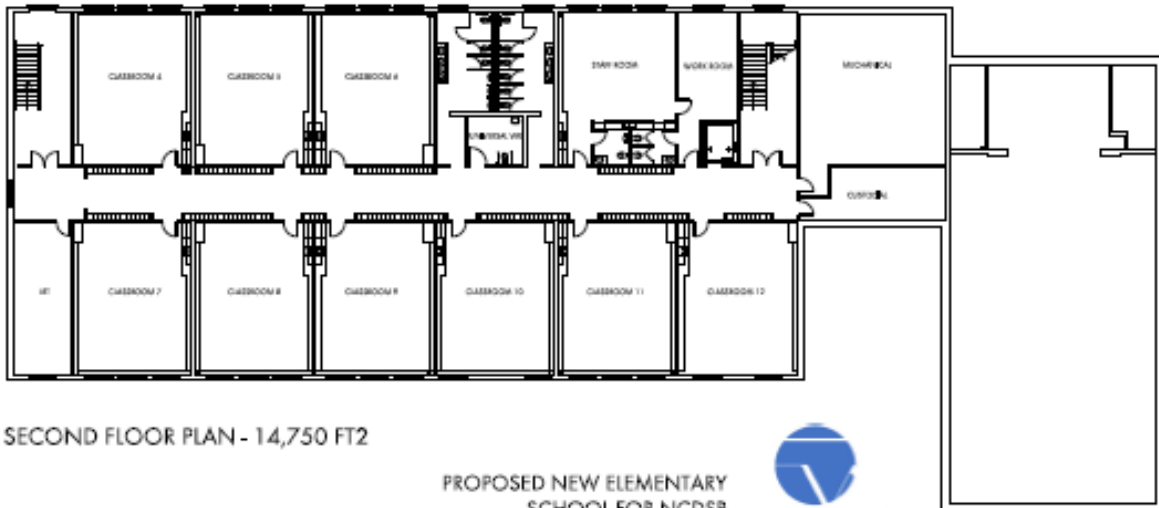


PROJECT PROGRESS AND STATUS REPORT

NEW CATHOLIC ELEMENTARY SCHOOL, NIAGARA FALLS

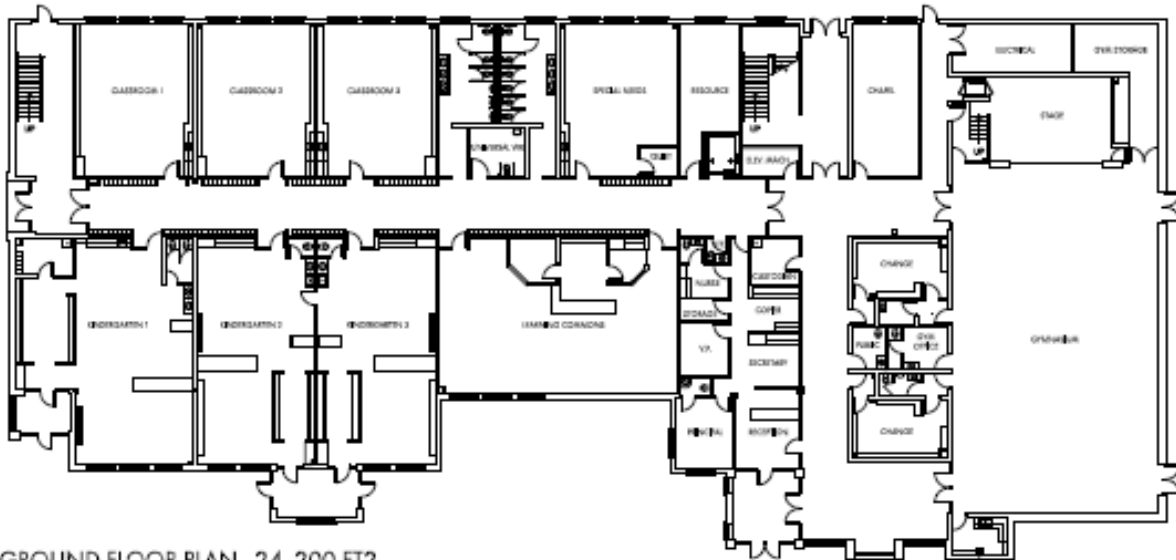
Rev. 1.0, Mar 2023

CONCEPTUAL FLOOR PLAN 2024



SECOND FLOOR PLAN - 14,750 FT²

PROPOSED NEW ELEMENTARY
SCHOOL FOR NCDSB
PRELIMINARY AUGUST 31, 2023



GROUND FLOOR PLAN - 24, 200 FT²



FACILITIES SERVICES

PROJECT PROGRESS AND STATUS REPORT

NEW CATHOLIC ELEMENTARY SCHOOL, BEAMSVILLE

Rev. 1.0, Mar 2023

A - General information	
Project Name	Catholic Elementary School Greenlane Rd., Beamsville
Report Prepared by	Tunde Labbancz, Administrator of Facilities Services
Project Sponsors:	Gino Pizzoferrato, Superintendent Principal, TBD
Date	Jan 07, 2025
Reporting Period	December 2024

B - Executive Summary				
Overall Status				
	<i>Controlled</i>	<i>Caution</i>	<i>Critical</i>	<i>Reason for Deviation (Comments)</i>
Budget:	■	⊗	■	Construction cost estimate done at 80% construction drawings indicates project will come in over budget at tender phase. Ministry has been notified.
Schedule:	■	⊗	■	Project delayed due to preliminary engineering requirements for SPA. Ministry has been notified.
Scope:	⊗	■	■	
Quality:	⊗	■	■	



NIAGARA CATHOLIC
DISTRICT SCHOOL BOARD

FACILITIES SERVICES

PROJECT PROGRESS AND STATUS REPORT

NEW CATHOLIC ELEMENTARY SCHOOL, BEAMSVILLE

Rev. 1.0, Mar 2023

Executive Summary	<ul style="list-style-type: none">➤ PROJECT INFORMATION<ul style="list-style-type: none">○ Area of New School to be Constructed: 42,442 sf.○ New School Capacity: 421 students○ Number of Classrooms: 18○ Childcare➤ PROJECT FUNDING<ul style="list-style-type: none">○ Capital Priorities Grant \$10,108,084○ Additional Funding Approval for Childcare \$2,014,523➤ Ministry Approval to Proceed to Design received.➤ Detailed design completed.➤ Expected school opening tentatively 2025. Ministry has been notified.
-------------------	---

PROJECT PROGRESS AND STATUS REPORT

NEW CATHOLIC ELEMENTARY SCHOOL, BEAMSVILLE

Rev. 1.0, Mar 2023

C – Scheduled Milestones / Deliverables			
Milestone / Deliverable	Expected On	Actual On	Status
Funding Approval		July 15, 2022	COMPLETED
Architect Selection	December 2022	February 2023	COMPLETED
Design Development	January 2023	May 2023	COMPLETED
Ministry Approval to Proceed with Tender	March 2024		IN PROGRESS
Site Plan Approval	May 2024		IN PROGRESS
Building Permit	May 2024		IN PROGRESS
Project Tender	April 2024		NOT STARTED
Construction Start	May/June 2023		NOT STARTED
Parking lot and Playgrounds			NOT STARTED
Occupancy	September 2025		NOT STARTED
Additional Milestones			NOT STARTED

D – Open Action Items				
#	Title	Expected Delivery	Owner / Approver	Status
1	MTO approval	May 2024		IN PROGRESS
2	SPA approval	May 2024		IN PROGRESS
3	MOE approval to proceed to Tender	March 2024		IN PROGRESS
4	Building Permit approval	May 2024		IN PROGRESS

PROJECT PROGRESS AND STATUS REPORT

NEW CATHOLIC ELEMENTARY SCHOOL, BEAMSVILLE

Rev. 1.0, Mar 2023

E - Issues, Risks, Challenges and discussion items				
#	Title	Description	Owner	Status
1	Risk item 1	Archeological Survey	NCDSB	COMPLETE
2	Risk Item 2	Soil Remediation, Topsoil Removal, and Tree Removal Tender posted	NCDSB	COMPLETE
3	Risk Item 3	Site Plan Modifications Requested Through Comments from the Town	ARCHITECT	IN PROGRESS

F - Accomplishments / Plans
<p>Accomplishments during <i>this Reporting Period</i> :</p> <ol style="list-style-type: none"> 1. MOE application for additional funding has been requested. 2. Tree Removal, Soil Remediation, and Topsoil Removal completed. 3. Final drawings provided to the MOE to obtain Approval to Proceed to Tender 4. Letter of Credit issued to the Town of Lincoln 5. Received design approval from child care quality assurance branch. 6. Updated Space Template with child care submitted to MOE.
<p>Plans during the next Reporting Period:</p> <ol style="list-style-type: none"> 1. Complete final Environmental Assessment and send it to the Town of Bemasville. 2. Obtain additional funding from MOE. 3. Acquire Approval to Proceed to Tender from MOE. 4. Obtain Site Plan approval from the Town of Beamsville.



PROJECT PROGRESS AND STATUS REPORT

NEW CATHOLIC ELEMENTARY SCHOOL, BEAMSVILLE

Rev. 1.0, Mar 2023

G - Project Status Report / Signatures

I have reviewed the information contained in this Project Progress And Status Report and agree:

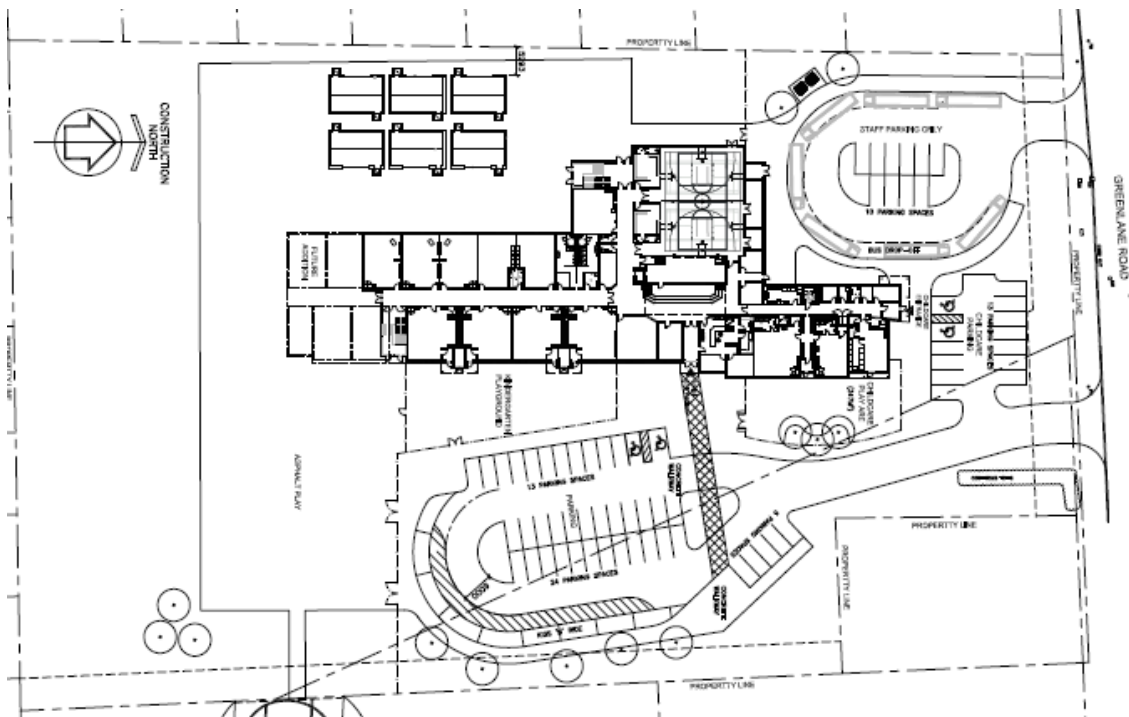
<i>Name / Title</i>	<i>Company</i>		
Project Manager	NCDSB	Tunde Labbancz	January 07, 2025
Controller of Facilities Services	NCDSB		
COPIES TO:			
Chair, Vice-Chair, and Trustees	NCDSB	Committee of the Whole Capital Project Update	Monthly
Director of Education	NCDSB	Camillo Cipriano	Email
Superintendent	NCDSB	Gino Pizzoferrato	Email
Principal	NCDSB	TBD	Email

PROJECT PROGRESS AND STATUS REPORT

NEW CATHOLIC ELEMENTARY SCHOOL, BEAMSVILLE

Rev. 1.0, Mar 2023

CONCEPTUAL SITE PLAN 2024



CONCEPTUAL ELEVATION PLAN 2024

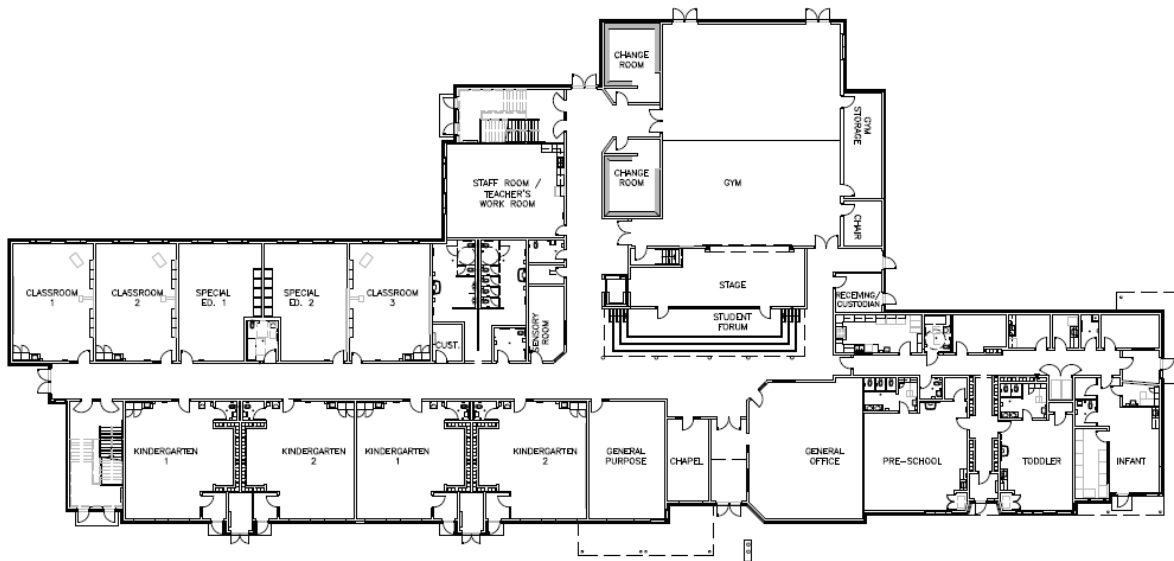


PROJECT PROGRESS AND STATUS REPORT

NEW CATHOLIC ELEMENTARY SCHOOL, BEAMSVILLE

Rev. 1.0, Mar 2023

CONCEPTUAL FLOOR PLAN 2024

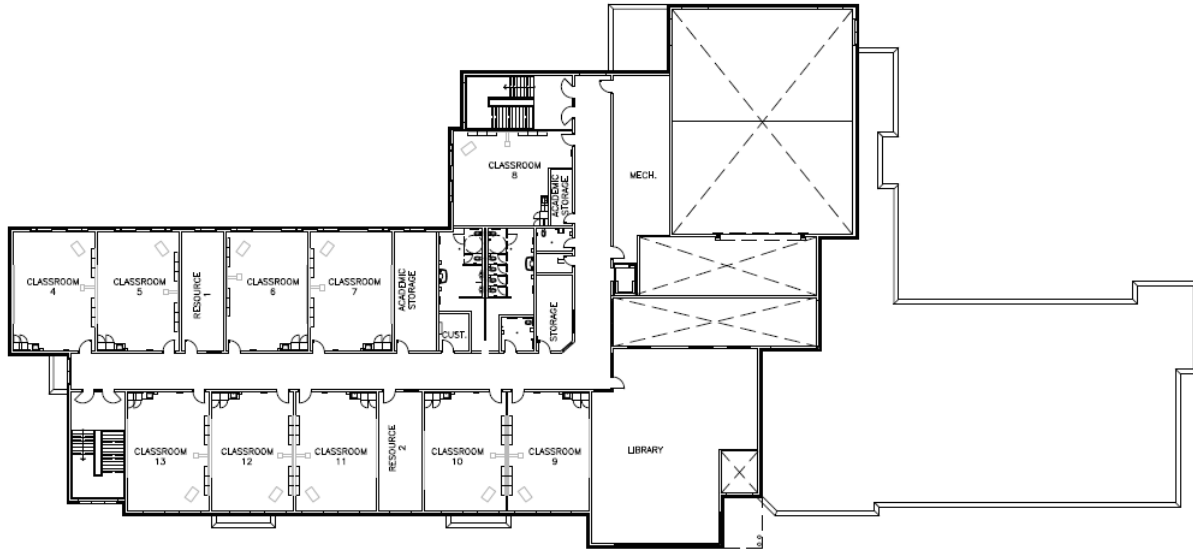


GROUND FLOOR
 SCHOOL: 2,295m² (24,703 SF)
 CHILDCARE: 447m² (4,811 SF)

PROJECT PROGRESS AND STATUS REPORT

NEW CATHOLIC ELEMENTARY SCHOOL, BEAMSVILLE

Rev. 1.0, Mar 2023



SECOND FLOOR
SCHOOL: 1,628m² (17,523 SF)

SITE VIEW FROM GREENLANE ROAD

PROJECT PROGRESS AND STATUS REPORT

NEW CATHOLIC ELEMENTARY SCHOOL, BEAMSVILLE

Rev. 1.0, Mar 2023



PROJECT PROGRESS AND STATUS REPORT

NEW CATHOLIC ELEMENTARY SCHOOL, BEAMSVILLE

Rev. 1.0, Mar 2023

TREE REMOVAL AND SOIL REMEDIATION – NOVEMBER 2024

