



*We are a Christ-centered Catholic faith community
that celebrates diversity and fosters spiritual growth,
inspiring all to reach their full potential in mind, body and spirit.*

AGENDA AND MATERIAL

BOARD MEETING

**TUESDAY, FEBRUARY 27, 2024
6:30 P.M.**



*PUBLIC ACCESS LIVE STREAM LINK
<https://niagaracatholic.ca/meetings-livestream/>*

FATHER KENNETH BURNS, C.S.C. BOARD ROOM, CATHOLIC EDUCATION CENTRE, WELLAND, ONTARIO

A. ROUTINE MATTERS

- | | | |
|-----|--|--------|
| 1. | Land Acknowledgement | - |
| 2. | Opening Prayer – Trustee Di Lorenzo | - |
| 3. | Roll Call | - |
| 4. | Approval of the Agenda | - |
| 5. | Declaration of Conflict of Interest | - |
| 6. | Minutes of the Board Meeting | |
| 6.1 | January 30, 2024 | A6.1 |
| 6.2 | February 13, 2024 | A6.2 |
| 7. | <u>Consent Agenda Items</u> | |
| 7.1 | Unapproved Minutes of the Committee of the Whole Meeting of February 16, 2024 and Consideration of Recommendations | A7.1 |
| | 7.1.1 Elementary and Secondary School Year Calendars | A7.1.1 |
| | 7.1.2 Employee Hospitality Policy (201.14) | A7.1.2 |
| | 7.1.3 Attendance Area Review-Blessed Trinity Catholic Elementary & Secondary Family of Schools | A7.1.3 |
| 7.2 | Approved Minutes of the Special Education Advisory Committee (SEAC) Meeting of January 10, 2024 | A7.2 |
| 7.3 | In-Camera Agenda Items F1, F2 & F3 | - |

B. DELEGATIONS/PRESENTATIONS

C. COMMITTEE AND STAFF REPORTS

- | | | |
|----|---|----|
| 1. | Niagara Catholic 2023 Student Census Report – Lee Ann | C1 |
| 2. | 2024-2029 Long Term Accommodation Plan – Clark | C2 |
| 3. | Communications Update – Website Progress | C3 |

D. TRUSTEE ITEMS, OPEN QUESTION PERIOD & OTHER BUSINESS

- | | |
|--|------|
| 1. Correspondence | - |
| 2. Report on Trustee Conferences Attended | - |
| 3. General Discussion to Plan for Future Action | - |
| 4. Trustee Information | |
| 4.1 Calendar of Events – March 2024 | D4.1 |
| 5. Open Question Period | |
| <i>(The purpose of the Open Question Period is to allow members of the Catholic school supporting public to ask about items on that night's public agenda or any previous agendas, and the Board to answer and react.)</i> | |

E. NOTICES OF MOTION

- | | |
|----------------------------------|---|
| 1. Notice of Motion Submission | - |
| 2. Notice of Motion Presentation | - |

F. BUSINESS IN CAMERA**G. REPORT ON IN CAMERA SESSION****H. FUTURE MEETINGS AND EVENTS****I. MOMENT OF SILENT REFLECTION FOR LIFE****J. ADJOURNMENT**

**TO: NIAGARA CATHOLIC DISTRICT SCHOOL BOARD
BOARD MEETING
FEBRUARY 27, 2024**

PUBLIC SESSION

**TITLE: MINUTES OF THE SPECIAL BOARD MEETING OF
JANUARY 30, 2024**

RECOMMENDATION

THAT the Niagara Catholic District School Board approve the Minutes of the Special Board Meeting of January 30, 2024, as presented.



MINUTES OF THE BOARD MEETING

TUESDAY, JANUARY 30, 2024

Minutes of the Meeting of the Niagara Catholic District School Board, held on Tuesday, January 30, 2024, in the Father Kenneth Burns c.s.c. Board Room, at the Catholic Education Centre, 427 Rice Road, Welland.

The meeting was called to order at 6:30 p.m. by Chair Di Lorenzo.

A. ROUTINE MATTERS

1. Land Acknowledgement

Land Acknowledgement statement was delivered by Student Trustee Johnstone.

2. Opening Prayer

Opening Prayers were led by Trustee Bruzzese.

3. Roll Call

Chair Di Lorenzo noted that Trustee Benoit is excused and Trustee Huibers joined electronically.

Trustee	Present	Present Electronically	Absent	Excused
Natalia Benoit				✓
Joseph Bruzzese	✓			
Rhianon Burkholder	✓			
Danny Di Lorenzo	✓			
Larry Huibers		✓		
Doug Joyner	✓			
Jim Marino	✓			
Paul Turner	✓			
Student Trustees				
Charlotte Johnstone	✓			
Emilio Geremia	✓			

The following staff were in attendance:

Camillo Cipriano, Director of Education; **Lee Ann Forsyth-Sells**, **Kimberly Kinney**, **Gino Pizzoferrato**, **Pat Rocca**, **Domenic Massi**, **Joseph Zaroda**, Superintendents of Education; **Giancarlo Vetrone**, Superintendent of Business & Financial Services; **Clark Euale**, Controller of Facilities Services; **Julia Tiessen**, Executive Officer of Human Resources; **Anna Pisano**, Recording Secretary/Administrative Assistant, Corporate Services

4. **Approval of the Agenda**

Moved by Trustee Marino
Seconded by Trustee Burkholder

THAT the Niagara Catholic District School Board approve the Agenda of the Board Meeting of January 30, 2024, as presented.

CARRIED

5. **Declaration of Conflict of Interest**

No Declaration of Conflict of Interest were declared with any items on the Agenda.

6. **Approval of Minutes of the Board Meeting**

6.1 **December 19, 2023***

Moved by Trustee Joyner
Seconded by Trustee Burkholder

THAT the Niagara Catholic District School Board approve the Minutes of the Special Board Meeting of December 19, 2023, as presented.

CARRIED

6.2 **December 19, 2023**

Moved by Trustee Marino
Seconded by Trustee Joyner

THAT the Niagara Catholic District School Board approve the Minutes of the Board Meeting of December 19, 2023, as presented.

CARRIED

6.3 **January 16, 2024**

Moved by Trustee Joyner
Seconded by Trustee Burkholder

THAT the Niagara Catholic District School Board approve the Minutes of the Special Board Meeting of January 16, 2024, as presented.

CARRIED

6.4 **January 23, 2024**

Moved by Trustee Marino
Seconded by Trustee Joyner

THAT the Niagara Catholic District School Board approve the Minutes of the Special Board Meeting of January 23, 2024, as presented.

CARRIED

7. Consent Agenda Items

Trustee Di Lorenzo requested Item 7.1.2 be held. This item was moved to Committee and Staff Reports Section C4 of the agenda.

7.1 Unapproved Minutes of the Committee of the Whole Meeting of January 16, 2024 and Consideration of Recommendations

THAT the Niagara Catholic District School Board receive the unapproved Minutes of the Committee of the Whole of January 16, 2024, as presented.

7.1.1 2024 Board Committee Membership

THAT the Niagara Catholic District School Board approve the 2024 Board Committee Membership, as presented.

7.1.2 Dress Code – Secondary Uniform – Safe Schools Policy (302.6.6)

Moved to Section C4.

7.1.3 Safe and Accepting Schools Policy (302.6)

THAT the Niagara Catholic District School Board approve the Safe and Accepting Schools Policy (302.6), as presented.

7.1.4 Corporate Cards, Purchasing Cards and Petty Cash Policy (600.4)

THAT the Niagara Catholic District School Board approve the Corporate Cards, Purchasing Cards and Petty Cash Policy (600.4), as presented.

7.2 Approved Minutes of the Special Education Advisory Committee (SEAC) Meeting of December 6, 2023

THAT the Niagara Catholic District School Board receive the Approved Minutes of the Special Education Advisory Committee Meeting of December 6, 2023, as presented.

7.3 Approved Minutes of the Niagara Catholic Parent Involvement Committee (NCPIC) of November 2, 2023

THAT the Niagara Catholic District School Board receive the approved Minutes of the Niagara Catholic Parent Involvement Committee Meeting of November 2, 2023, as presented for information

7.4 In-Camera Items F1, F2, F3, F8.1 & F8.2

Moved by Trustee Bruzzese
Seconded by Trustee Huibers

THAT the Niagara Catholic District School Board adopt the consent agenda items.

CARRIED

B. DELEGATIONS/PRESENTATIONS

C. COMMITTEE AND STAFF REPORTS

1. Director of Education's Annual Report 2023

Director Cipriano presented the Director of Education's Annual Report for 2023.

Director Cipriano answered questions of Trustees.

2. Niagara Catholic Graduation Rates for the 2017-2018 Grade 9 Cohort as of August 31, 2022

Lee Ann Forsyth-Sells, Superintendent of Education presented the Niagara Catholic Graduation Rates for the 2017-2018 Grade 9 Cohort as of August 31, 2022.

Superintendent Forsyth-Sells answered questions of Trustees.

3. Revised Estimates for the Year 2023-2024

Giancarlo Vetrone, Superintendent of Business & Financial Services presented the 2023-2024 Revised Estimates Report for information.

Superintendent Vetrone answered questions of Trustees.

4. Consent Agenda Item A7.1.2 - Dress Code - Secondary Uniform Policy (302.6.6)

Director Cipriano answered questions of Trustees and indicated that a communications notice will be sent out to clarify the process and timelines particularly regarding the kilt. The notice will include the updated Policy and Administrative Operational Procedures.

Moved by Trustee Burkholder

Seconded by Trustee Marino

THAT the Niagara Catholic District School Board approve the Dress Code – Secondary Uniform – Safe Schools Policy (302.6.6), as presented.

CARRIED

D. TRUSTEE ITEMS, OPEN QUESTION PERIOD & OTHER BUSINESS

1. Correspondence

Chair Di Lorenzo highlighted information contained in the following letters:

1.1 Letter from Minister Parsa

Trustee Marino noted he would like to continue advocating for a unified food program in all Ontario schools.

2. Report on Trustee Conferences Attended

Trustees Huibers, Burkholder and Di Lorenzo provided highlights of the OCSTA Seminar held on January 18th to 20th.

3. General Discussion to Plan for Future Action

Joe Zaroda, Superintendent of Education provided answers to questions asked at the December Board meeting regarding the Blessed Trinity Catholic Secondary School extended field trip to Europe. Superintendent Zaroda noted that a committee has been established to review and update the current Educational Field Trips Administrative Operational Procedures.

Denis Morris Catholic High School will be holding a skilled trade promotion night on Thursday, February 1, 2024.

February 13, 2024, Holy Cross Catholic Secondary School will be hosting the special education Mardi gras dance.

4. Trustee Information

4.1 Calendar of Events – February 2024

Director Cipriano highlighted the February 2024 Calendar of Events.

4.2 Travel Reimbursement Update

Superintendent Vetrone highlighted the Travel Reimbursement Update.

5. Open Question Period

None Submitted

E. NOTICES OF MOTION

1. NOTICE OF MOTION SUBMISSION

None Submitted

2. NOTICE OF MOTION PRESENTATION

None Presented

F. BUSINESS IN CAMERA

Moved by Trustee Burkholder

Seconded by Trustee Turner

THAT the Niagara Catholic District School Board move into the In Camera Session.

CARRIED

The Niagara Catholic District School Board moved into the In Camera Session of the Board Meeting at 8:19 p.m. and reconvened at 8:33 p.m.

G. REPORT ON THE IN-CAMERA SESSION

Moved by Trustee Burkholder

Seconded by Trustee Turner

THAT the Niagara Catholic District School Board report the motions from the In Camera Session of the Board Meeting of January 30, 2024.

CARRIED

SECTION B: STUDENT TRUSTEES EXCLUDED

Moved by Trustee Bruzzese
Seconded by Trustee Huibers

THAT the Niagara Catholic District School Board approve the Minutes of the In Camera Session of the Board Meeting - SECTION B: Student Trustees Excluded of December 19, 2023, as presented.

CARRIED (Item F1)

Moved by Trustee Bruzzese
Seconded by Trustee Huibers

THAT the Niagara Catholic District School Board approve the Minutes of the In Camera Session of the Special Board Meeting - SECTION B: Trustee and Director Only of December 19, 2023, as presented.

CARRIED (Item F8.1)

Moved by Trustee Bruzzese
Seconded by Trustee Huibers

THAT the Niagara Catholic District School Board approve the Minutes of the In Camera Session of the Special Board Meeting - SECTION B: Trustee and Director Only of January 16, 2024, as presented.

CARRIED (Item F8.2)

The Board received a Staffing Report listing new hires, resignations and retirements.

The Board was provided with a Human Resources Services Status Report summarizing the status of grievances.

A new administrative assignment was announced for Trustee information.

H. FUTURE MEETINGS AND EVENTS

I. MOMENT OF SILENT REFLECTION FOR LIFE

J. ADJOURNMENT

Moved by Trustee Joyner
Seconded by Trustee Turner

THAT the January 30, 2024 meeting of the Niagara Catholic District School Board be adjourned.

CARRIED

This meeting was adjourned at 8:34 p.m.

Minutes of the Meeting of the Niagara Catholic District School Board held on **January 30, 2024**.

Approved on **February 27, 2024**.

Danny Di Lorenzo
Chair of the Board

Camillo Cipriano
Director of Education/Secretary -Treasurer

**TO: NIAGARA CATHOLIC DISTRICT SCHOOL BOARD
BOARD MEETING
FEBRUARY 27, 2024**

PUBLIC SESSION

**TITLE: MINUTES OF THE SPECIAL BOARD MEETING OF
FEBRUARY 13, 2024**

RECOMMENDATION

THAT the Niagara Catholic District School Board approve the Minutes of the Special Board Meeting of February 13, 2024, as presented.



MINUTES OF THE SPECIAL BOARD MEETING

TUESDAY, FEBRUARY 13, 2024

Minutes of the Special Meeting of the Niagara Catholic District School Board, held on Tuesday, February 13, 2024 at 8:00 p.m. in the Father Kenneth Burns c.s.c Board Room, at the Catholic Education Centre, 427 Rice Road, Welland.

The meeting was called to order at 8:02 p.m. by Chair Di Lorenzo.

A. ROUTINE MATTERS

1. *Opening Prayer*

Opening Prayer were led by Trustee Di Lorenzo.

2. *Roll Call*

Chair Di Lorenzo noted that Trustee Benoit and Huibers are excused.

Trustee	Present	Present Electronically	Absent	Excused
Natalia Benoit				✓
Joseph Bruzzese		✓		
Rhianon Burkholder	✓			
Danny Di Lorenzo	✓			
Larry Huibers				✓
Doug Joyner	✓			
Jim Marino	✓			
Paul Turner	✓			

The following staff were in attendance:

Camillo Cipriano, Director of Education; **Lee Ann Forsyth-Sells**, **Kimberly Kinney**, **Gino Pizzoferrato**, **Domenic Massi**, **Joseph Zaroda**, Superintendents of Education; **Giancarlo Vetrone**, Superintendent of Business & Financial Services; **Clark Euale**, Controller of Facilities Services; **Julia Tiessen**, Executive Officer of Human Resources; **Anna Pisano**, Recording Secretary/Administrative Assistant, Corporate Services

3. Approval of the Agenda

Moved by Trustee Marino
Seconded by Trustee Turner

THAT the Niagara Catholic District School Board approve the Agenda of the Special Board Meeting of February 13, 2024, as presented.

CARRIED

4. Declaration of Conflict of Interest

No Declaration of Conflict of Interest were declared with any items on the agenda.

B. COMMITTEE AND STAFF REPORTS

1. Niagara Catholic Award of Distinction 2024

Director Cipriano presented the Niagara Catholic Award of Distinction for 2024.

Moved by Trustee Turner
Seconded by Trustee Joyner

THAT the Niagara Catholic District School Board accept the recommendation from the Award of Distinction Committee for the following 2024 Award of Distinction recipients;

John Belcastro Sr,
Sister Mary Kay Camp,
Angelo Dilanni

CARRIED

C. MOMENT OF SILENT REFLECTION FOR LIFE

D. ADJOURNMENT

Moved by Trustee Burkholder
Seconded by Trustee Marino

THAT the February 13, 2024 Special Meeting of the Niagara Catholic District School Board be adjourned.

CARRIED

This meeting was adjourned at 8:06 p.m.

Minutes of the Special Meeting of the Niagara Catholic District School Board held on **February 13, 2024**.

Approved on the **March 19, 2024**.

Danny Di Lorenzo
Chair of the Board

Camillo Cipriano
Director of Education/Secretary -Treasurer

**TO: NIAGARA CATHOLIC DISTRICT SCHOOL BOARD
BOARD MEETING
FEBRUARY 27, 2024**

PUBLIC SESSION

TITLE: NIAGARA CATHOLIC 2023 STUDENT CENSUS REPORT

The Niagara Catholic 2023 Student Census Report is presented for information.

Prepared by: Lee Ann Forsyth-Sells, Superintendent of Education

Presented by: Lee Ann Forsyth-Sells, Superintendent of Education

Approved by: Camillo Cipriano, Director of Education/Secretary-Treasurer

Date: February 27, 2024



REPORT TO THE BOARD FEBRUARY 27, 2024

NIAGARA CATHOLIC 2023 STUDENT CENSUS REPORT

BACKGROUND INFORMATION

This report highlights the results of the Niagara Catholic 2023 Student Census.

The *Niagara Catholic Equity Action Plan 2023-2026* supports the Catholic educational experience of all Niagara Catholic students, from kindergarten to graduation, through culturally relevant and responsive pedagogy, programs, resources and supports for their success in school. Students also experience equitable and inclusive school and classroom practices; to improve student achievement, engagement, representation and voice, aligned with the Board Strategic Plan, *Listening, Learning and Leading*.

The Niagara Catholic 2023 Student Census was a voluntary online survey administered in the spring of 2023. Kindergarten to grade eight parents/guardians completed the census with their students at home. Niagara Catholic secondary students in grades 9 to 12 completed the census at school in their classes with teacher supervision.

The Ministry of Education provided a census template of questions on topics such as identity, ethnic/cultural background, citizenship status, religious/spiritual affiliation, gender at birth/identity, sexual orientation, disabilities, household characteristics, and school experiences, to collect race-based data to identify and monitor disparities to close gaps and eliminate barriers to advance the student achievement of all students. This data supports the commitment of the Board to foster inclusive, equitable and safe school communities, where all are welcomed and ‘called by name’.

The Board Equity Committee, comprised of Board and school administrators, Board consultants, elementary and secondary teachers, parents/guardians, a representative from the Diocese, the Board Indigenous Lead and Indigenous Education Advisory Council, along with a third-party consultant, met in-person and virtually throughout the 2021-2022 and 2022-2023 school years, to discuss, review, and adapt the census questions, using the provincial data guidelines to meet the needs of Niagara Catholic students.

The Niagara Catholic District School Board collected personal information from students in accordance with the *Anti-Racism Act* (ARA s.6(2)), the *Municipal Freedom of Information and Protection of Privacy Act* (MFIPPA s.28(2)), and the *Education Act* (265(1)(d), 169.1(1)). In addition, the Board developed the process for the administration of the student census, in alignment with Ministry of Education legislation, the Anti-Racism Directorate, the Ontario Human Rights Commission, and the *Municipal Freedom of Information and Protection of Privacy Act*.

For the protection of privacy of students and the confidentiality of the census, the online survey platform Qualtrics was used to administer the survey. An individual confidential survey link was issued to all participants to access the census.

The survey was coordinated by the Research, Assessment, Evaluation and Reporting Department: Superintendent of Education, Lee Ann Forsyth-Sells and Consultant, Christine Battagli, in collaboration with the Board Privacy and Enterprise Risk Advisor, John Forte, Senior Team Lead, Student Information Systems, Diane van der Veldt, and Information Technology Business Operations System Manager, Arnie Magnotta.

Communication to parents/guardians and students was posted on the Board website, with copies of the elementary and secondary census questions, Frequently-Asked Questions, an Administrative Guide for grades 9 to 12, along with Board correspondence to parents/guardians via email about the process.

The following report containing the results was created by EquiFair Research Consulting prepared by Maria Yee-man Yau.

[Niagara Catholic 2023 Student Census Report](#)

The Niagara Catholic 2023 Student Census Report is presented for information.

Prepared by: Lee Ann Forsyth-Sells, Superintendent of Education

Presented by: Lee Ann Forsyth-Sells, Superintendent of Education

Approved by: Camillo Cipriano, Director of Education/Secretary-Treasurer

Date: February 27, 2024

**TO: NIAGARA CATHOLIC DISTRICT SCHOOL BOARD
BOARD MEETING
FEBRUARY 27, 2024**

PUBLIC SESSION

TITLE: 2024-2029 LONG TERM ACCOMMODATION PLAN

RECOMMENDATION

THAT the Niagara Catholic District School Board approve the 2024-2029 Long Term Accommodation Plan, as presented.

Prepared by: Clark Euale, Controller of Facilities Services
Alexsandria Pasquini-Smith, Administrator Planning & Properties

Presented by: Jack Ammendolia, Managing Partner, Watson & Associates Economists Ltd.
Josh Valenti, Senior Project Coordinator, Watson & Associates Economists Ltd.

Recommended by: Camillo Cipriano, Director of Education/Secretary-Treasurer

Date: February 27, 2024



REPORT TO THE BOARD FEBRUARY 27, 2024

2024-2029 LONG TERM ACCOMMODATION PLAN

BACKGROUND INFORMATION

The 2024-2029 Long Term Accommodation Plan (LTAP) is a resource document intended to guide responsive and strategic student accommodation and capital planning across the Niagara Catholic District School Board. The Plan represents a 5-year planning document and provides a comprehensive data-informed overview of the existing state of student accommodation across the Board. The LTAP provides Niagara Catholic with the information that is necessary to make critical decisions about student accommodation and program options relative to the funds that are provided by the Ministry of Education.

The 2024-2029 LTAP identifies recommendations and opportunities to maximize the effective use of school space and accommodation planning in the short term (2024-2026), medium term (2026-2028), and long term (2028-2029+). This includes student accommodation strategies (such as attendance area reviews) and capital planning priorities (new school construction or existing school expansion). To assist with the execution of the recommendations and opportunities, the data informing this document will be reviewed and updated on an annual basis and updates or revisions to the Long Term Accommodation Plan may be issued from time to time.

Recommendations provided within this Plan are subject to public consultation in accordance with the Education Act, R.S.O 1990, Ministry of Education, and Niagara Catholic District School Board Policies and Administrative Operation Procedures. Decisions regarding these matters rest with the elected Board of Trustees. Advancement of recommendations including capital construction, land acquisition, and disposition contemplated by this Plan are subject to approval and/or funding commitments by the Ministry of Education.

Attachments: Niagara Catholic District School Board – 2024-2029 Long Term Accommodation Plan

RECOMMENDATION

THAT the Niagara Catholic District School Board approve the 2024-2029 Long Term Accommodation Plan as presented.

Prepared by: Clark Euale, Controller of Facilities Services
Alexsandria Pasquini-Smith, Administrator Planning & Properties

Presented by: Jack Ammendolia, Managing Partner, Watson & Associates Economists Ltd.
Josh Valenti, Senior Project Coordinator, Watson & Associates Economists Ltd.

Recommended by: Camillo Cipriano, Director of Education/Secretary-Treasurer

Date: February 27, 2024



Niagara Catholic District School Board

2024 - 2029 LONG TERM ACCOMMODATION PLAN



NIAGARA CATHOLIC
DISTRICT SCHOOL BOARD

PREPARED BY:

 Watson
& Associates

ECONOMISTS LTD.

FEBRUARY 27, 2024



Land Acknowledgement

The Niagara Catholic District School Board wishes to honour the Indigenous people who have been the protectors of this land, known as Turtle Island, for more than ten thousand years.

The Niagara Catholic District School Board acknowledges the land on which we gather is the traditional territory of the Haudenosaunee and Anishinaabe peoples, many of whom continue to live and work here today. This territory is covered by the Upper Canada Treaties and is within the land protected by the Dish With One Spoon Wampum agreement. Today this gathering place is home to many First Nations, Métis and Inuit peoples and acknowledging reminds us that our great standard of living is directly related to the resources and friendship of Indigenous people.





Executive Summary

The 2024-2029 Long Term Accommodation Plan is a resource document intended to guide responsive and strategic student accommodation and capital planning across the Niagara Catholic District School Board. The Long Term Accommodation Plan provides a comprehensive data-informed overview of the existing state of student accommodation across the district. The existing state, coupled with projections and analysis of key indicators, form the basis of the recommendations and implementation strategies outlined within the scope of this Plan. While represented as a 5-year planning document, the Long Term Accommodation Plan is informed by the best available data and information at a point in time. The data informing this document will be reviewed and updated on an annual basis and updates or revisions to the Long Term Accommodation Plan may be issued from time to time.

The purpose of the Long Term Accommodation Plan is to provide recommendations for student accommodation strategies (such as attendance area reviews) and capital planning priorities (new school construction or existing school expansion) with consideration to existing and forecasted student accommodation needs resulting from new residential development, shifting demographics, program demands, facility condition, as well as other external factors.

Recommendations provided within this Plan are subject to public consultation in accordance with the Education Act, R.S.O 1990, Ministry of Education and Niagara Catholic District School Board Policies and Administrative Operation Procedures. Decisions regarding these matters rest with the elected Board of Trustees. Advancement of recommendations including capital construction, land acquisition, and disposition contemplated by this Plan are subject to approval and/or funding commitments by the Ministry of Education.



Contents

INTRODUCTION	01
Our Values	02
Guiding Principles	03
Strategic Direction	04
Guiding Frameworks	05
OVERVIEW	06
The Niagara Catholic District School Board	07
Municipal Structure Across the District	08
The Long Term Accommodation Plan	09
The Accommodation Tool Box	10
The Capital Planning Tool Box	11
METHODOLOGY	12
Developing the LTAP	13
Enrolment Projections and Assumptions	14
Key Considerations	15
Population Growth and New Development	16
Strategic Growth Areas	18
Understanding the Plan	20
INITIATIVES	24
Ministry of Education Initiatives	25
Capital Priorities Program	26
Childcare Initiatives	28
Community Partner Initiatives	29





Contents

FAMILY OF SCHOOLS SUMMARIES	30
Board Overview	31
Blessed Trinity Family of Schools	36
Denis Morris Family of Schools	44
Holy Cross Family of Schools	52
Lakeshore Catholic Family of Schools	61
Notre Dame Family of Schools	69
Saint Francis Family of Schools	77
Saint Michael Family of Schools	85
Saint Paul Family of Schools	94
French Immersion	102
RECOMMENDATIONS	105
IMPLEMENTATION	108
APPENDICES	121
Appendix A - Definitions	122
Appendix B - Blessed Trinity Family of Schools	125
Appendix B - Denis Morris Family of Schools	128
Appendix B - Holy Cross Family of Schools	132
Appendix B - Lakeshore Catholic Family of Schools	135
Appendix B - Notre Dame Family of Schools	139
Appendix B - Saint Francis Family of Schools	143
Appendix B - Saint Michael Family of Schools	146
Appendix B - Saint Paul Family of Schools	149
Appendix B - NCDSB Family of Schools - Elementary	153
Appendix B - NCDSB Family of Schools - Secondary	154



INTRODUCTION

The Introduction section of the Long Term Accommodation Plan outlines the purpose of the Plan, Niagara Catholic District School Board's mission statement, as well as the guiding principles and procedures reflected throughout the Plan. Additionally, this section looks at the current tools available to the School Board's when reviewing student accommodation needs and capital planning exercises.





Introduction

Niagara Catholic District School Board provides quality education to students and families throughout Niagara Region.

The Long Term Accommodation Plan (LTAP) is a dynamic document that provides a snapshot of the district from the lens of student accommodation and capital planning. The LTAP culminates with recommendations that will be used to guide work plan priorities and initiatives over the short, medium, and long-term horizons. This document is critical as school boards must make decisions about the accommodation and program options for students relative to the funds that are provided by the Ministry of Education.

The LTAP is a tool used by Niagara Catholic District School Board to facilitate communication and collaboration in support of comprehensively planning for student accommodation and capital investment.





Our Values

Mission Statement

We are a Christ-centered Catholic faith community that celebrates diversity and fosters spiritual growth, inspiring all to reach their full potential in mind, body, and spirit.

Our Vision

Encountering souls and opening minds so that all students succeed.

JUSTICE

We are committed to equity, works of social action, and the celebration of diversity.

COMPASSION

We practice forgiveness, generosity, kindness, humility, and service in our interactions with others.

STEWARDSHIP

We care and act respectfully and responsibly for all God's creation.

ACCOUNTABILITY

We take ownership for the impact and consequences of actions and decisions.

COMMUNITY

We foster connections where all belong and work collaboratively with our partners.

INTEGRITY

We act in a manner that is consistent with gospel values.

FAITHFULNESS

We are nourished by our Catholic faith through the word, spirit, and prayer.



Guiding Principles

Why include Guiding Principles:

- Outlines the shared visions considered during the development of the LTAP and options;
- Supports the methodology and contributes to the framework of the LTAP; and,
- Enhances reflection and performance measurement.

Guiding Principles contribute to:

- Equitable and defensible analysis and recommendations;
- Transparency in data and decision-making;
- Consistency with the Board's vision, policies, initiatives, and direction; and,
- Consistency with the Ministry of Education's legislative framework, policies, and initiatives.

- Conform with the Ministry of Education's current initiatives, policies and guidelines;
- Conform with the Board's mission, vision, values, policies and administrative procedures;
- Maximize the efficiency and effectiveness of all Board facilities to sustain equitable, quality Catholic education in every community served by the Board in an environmentally conscious manner;
- Ensure that all students and staff are accommodated in facilities that are safe, healthy and promote an environment for all students to reach their full potential and succeed;
- Achieve equity in school facilities across both the elementary and secondary panels;
- Consider partnerships and community hub opportunities where feasible and support a range of program models in both the elementary and secondary panels;
- Manage available capital finance resources in a fiscally responsible manner; and,
- Consider the impact on student transportation and walkability.



Strategic Direction

The LTAP incorporates the vision of the Niagara Catholic District School Board 2021 - 2026 Strategic Plan.

The LTAP complements the goals of the Strategic Plan by providing additional tools that support Board initiatives focused on enhancing learning environments and fostering the conditions for student achievement.

2021-2026 Niagara Catholic District School Board Strategic Plan

2021 - 2026 Niagara Catholic District School Board Strategic Directions

Advance student achievement for all students

Celebrate the richness of our Catholic faith and our holistic, values-based, Catholic education

Foster inclusive, equitable, and safe school communities where all are welcome and 'called by name'

Manage our resources effectively to build a sustainable Catholic school board in the Niagara Region

Foster authentic relationships with all our staff to strengthen our work with students



Guiding Frameworks

Planning for Student Accommodation

Student accommodation is facilitated through the implementation of responsive measures and proactive strategic planning exercises.

The LTAP maintains alignment with Ministry of Education legislation and guidelines, in addition to Policies and Administrative Procedures of the Niagara Catholic District School Board.

As of Winter 2024, the Ministry of Education’s Pupil Accommodation Review Guidelines remain in draft format and are not in effect. There are currently limitations on the use of Pupil Accommodation Reviews and school consolidations as part of the planning tool box.

GUIDING DOCUMENTS AND BOARD POLICIES

Ministry of Education Legislative Directives and Guidelines

- Education Act, R.S.O. 1990, c.E.2
- Ontario Regulation 444/98: Disposition of Surplus Real Property and Acquisition of Real Property
- Community Planning and Partnerships Guideline (2015)
- Draft Pupil Accommodation Review Guideline (2018)

Niagara Catholic District School Board Policies

- 301.1: Admission of Elementary and Secondary Students Policy
- 301.3: Attendance Area Policy
- 500.2: Student Transportation Policy
- 701.2: Pupil Accommodation Review Policy
- 800.2: Community Use of Facilities Policy



OVERVIEW

The Overview section of the Long Term Accommodation Plan provides information on the Niagara Catholic District School Board's school organizations, geography, and municipal structure. In addition, the overview section highlights how the Long Term Accommodation Plan supports the priorities of the 2021 -2026 Strategic Plan and outlines the guiding principles considered throughout the development of Plan.





The Niagara Catholic District School Board

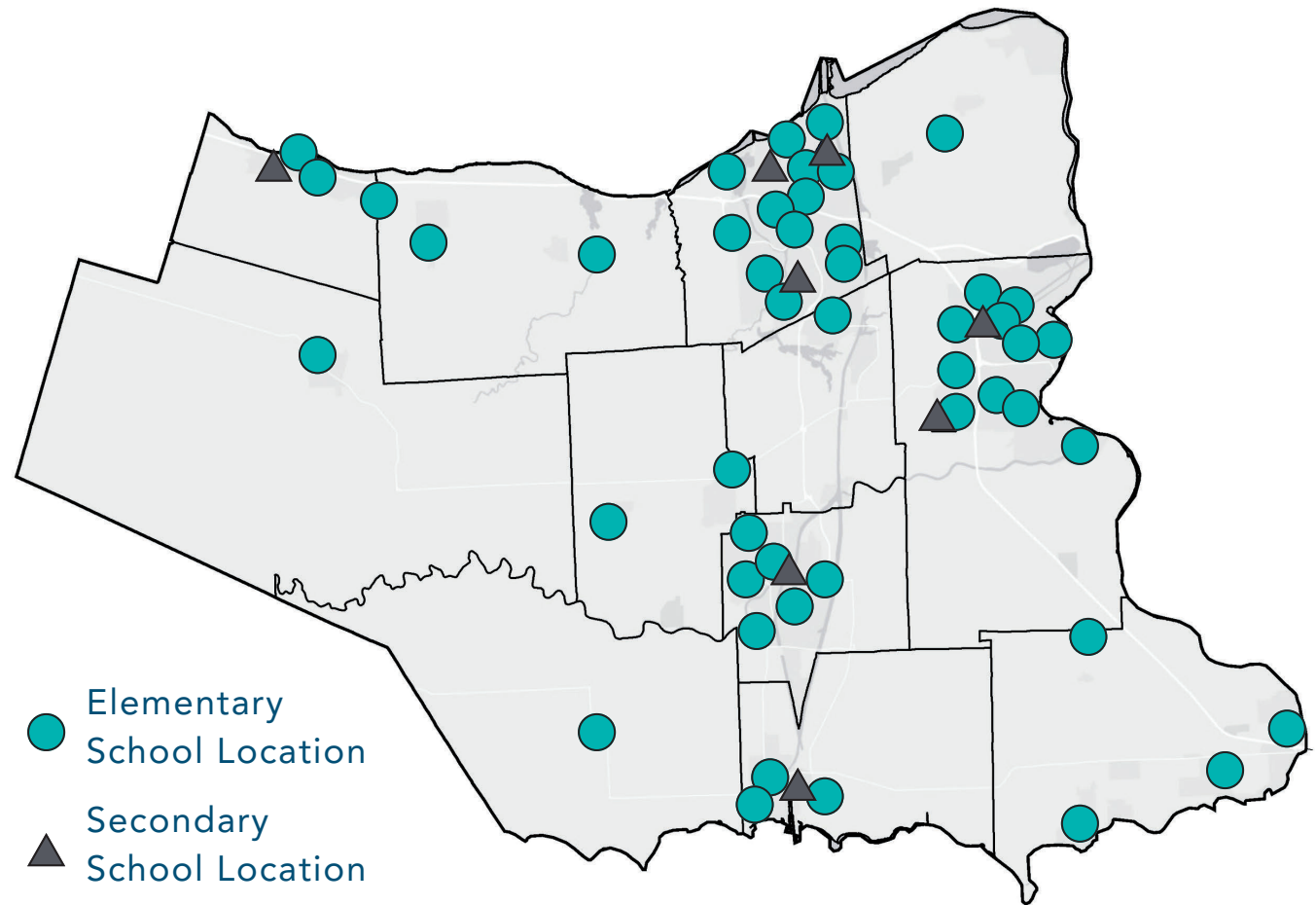
At Niagara Catholic District School Board, we are **listening, learning, and leading.**

The Niagara Catholic District School Board provides education and support services to students and families across the Region of Niagara.

48
Elementary
Schools

8
Secondary
Schools

4
Continuing
Education Learning
Centres





The Niagara Catholic District School Board

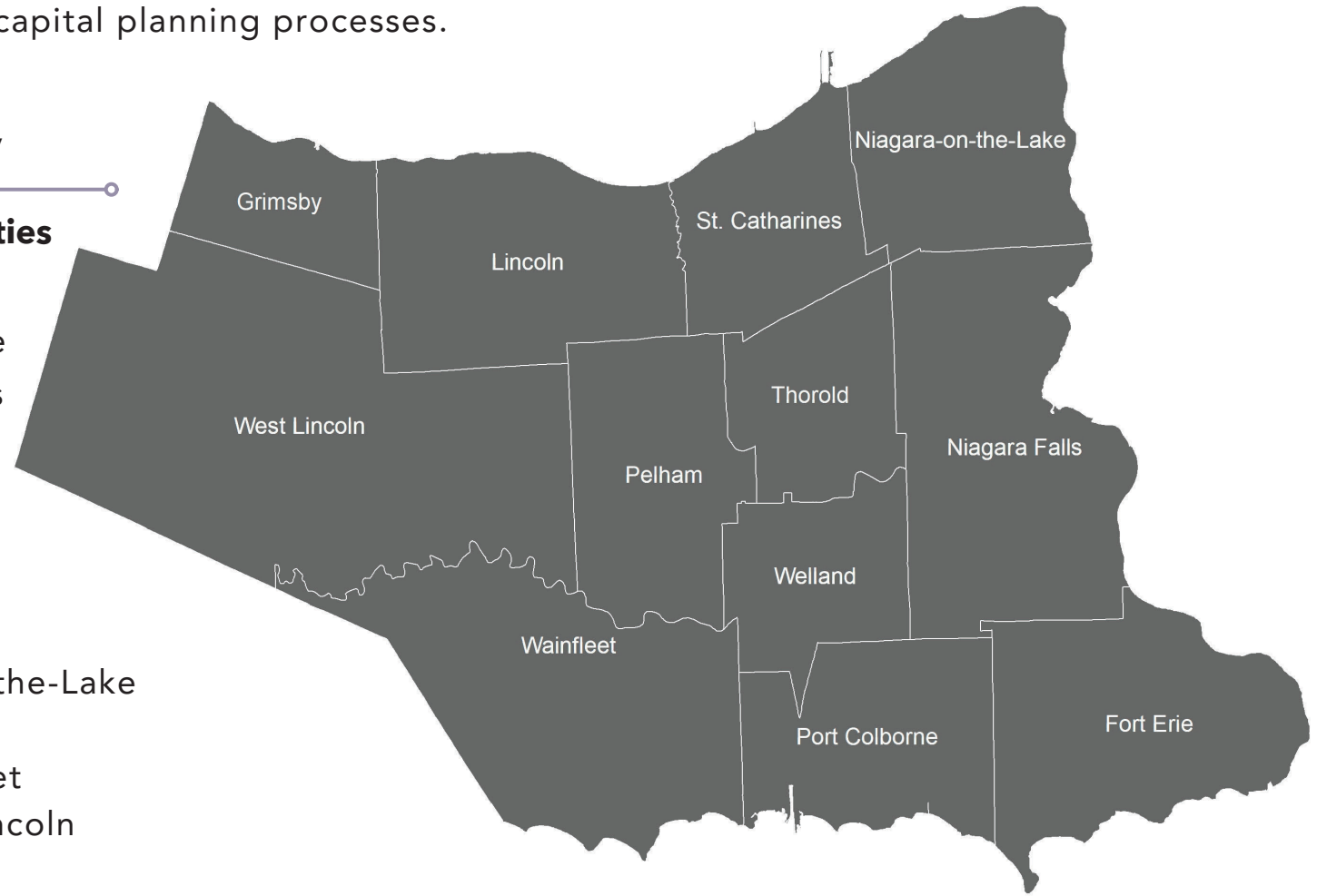
The Niagara Catholic District School Board covers a geographic area of over 1,854 square kilometres and includes 12 municipalities within the Niagara Region. The Niagara Catholic District School Board works in partnership with municipalities throughout student accommodation and capital planning processes.

Niagara Region

Upper Tier Municipality

Local Area Municipalities

- City of Niagara Falls
- City of Port Colborne
- City of St. Catharines
- City of Thorold
- City of Welland
- Town of Fort Erie
- Town of Grimsby
- Town of Lincoln
- Town of Niagara-on-the-Lake
- Town of Pelham
- Township of Wainfleet
- Township of West Lincoln





The Long Term Accommodation Plan

What is the LTAP?

- Strategic accommodation and capital planning document developed through analysis, evaluation, and strategic prioritization of system needs and actions to support data-driven and defensible decision making; and,
- Road map for the implementation of strategies for student accommodation, considering district-wide opportunities, limitations, and needs.

What is the purpose of the LTAP?

- Basis for proactive, progressive, and strategic accommodation and capital planning;
- Consolidated statement of student accommodation data and recommendations presented by planning review area;
- Summative resource for information sharing with the Board, community and other stakeholders; and,
- Identification of immediate and longer term capital priorities for Ministry of Education funding requests.






What is considered within the scope of the LTAP?

- Niagara Catholic's Mission, Vision, Strategic Plan and the Director's Annual Report commitments;
- Historical and projected student enrolment;
- School facility utilization, condition and capital needs;
- Location and distribution of school facilities;
- Learning environments and student experience; and,
- Community growth and development.



The Accommodation Planning Toolbox

The Long Term Accommodation Planning Toolbox contains tools to support student accommodation and capital planning actions and initiatives. Each tool is associated with activities that form the basis for recommendations and implementation.

TOOLS					
	Construct	Study	Partner	Develop	Monitor
ACTIVITIES	New School Facilities	Attendance Area or School Boundary Reviews	Child Care Spaces	Board Policies	Long Term Needs
	Additions to Existing School Facilities	● Pupil Accommodation Reviews	Joint Use Facilities	Administrative Procedures	Changing Demographics
	Temporary Facilities	Program Delivery Reviews	Co-build Opportunities	Process Improvements	Growth and Development
	● Consolidation of School Facilities	Grade Structure Reviews		Program Initiatives	
		School Site Reviews			

● **Note**
 Ministry limitations on the use of School Consolidations & Pupil Accommodation Reviews tools remain in effect. Recommendations may include school facility consolidations or pupil accommodation reviews as part of a longer-term strategic approach.



The Capital Planning Toolbox

Capital planning is specific to the budgeting, maintenance, and planning for the needs of school facilities. School facilities are tangible assets critical to the operation of school boards.

School boards across Ontario rely on a number of capital funding programs, allocations, and initiatives from the Ministry of Education. Sources of capital funding include the following:

- School Condition Assessment Program and School Condition Improvement Allocation
- School Renewal Allocation
- Temporary Accommodation Allocation
- Capital Planning Capacity Grant
- School Operations Allocation
- Capital Priorities Program
- Land Priorities Grant
- Education Development Charges
- Other funding opportunities and programs as provided by the Ministry of Education

Funding sources and initiatives are intended to assist school boards with commitments to effective and efficient capital asset management. Certain funding streams may be restricted to specific project types or may require pre-approval from the Ministry of Education in advance.

For more information regarding the Ministry of Education Funding, please see the **Ministry Memo on Capital Funding for the 2023-24 School Year**.

METHODOLOGY

The Methodology section of the Long Term Accommodation Plan includes descriptions of how and why the Plan was produced, indicators and metrics considered within the Plan, and how data and information contribute to the identification of short, medium, and long-term recommendations.





Developing the LTAP

The 2024-2029 LTAP was prepared by Watson & Associates Economists Ltd., in collaboration with Niagara Catholic District School Board Administration. The LTAP represents a partnered effort to provide a comprehensive system review and analysis of student accommodation and capital planning across the Niagara Catholic District School Board.

The 2024-2029 LTAP represents a snapshot in time and is a living document that will be re-evaluated and updated as new data and information become available. There are a number of external factors that influence and impact the assumptions of the 2024-2029 LTAP. Forecasts and projections consider changes in provincial policy and Ministry of Education direction, shifts in demographic and development patterns, and a fluctuating economy. Each of these external factors are complex and impactful on their own; however, as these external factors continue to compound, the need for flexibility and adaptability in student accommodation and capital planning is increasingly necessary.

As these unprecedented changes surround our students, our schools, and our communities, the Niagara Catholic District School Board is committed to communicating next steps through subsequent work plans, public consultation, and Board reports.



Developing the LTAP

Enrolment Projections and Assumptions

Enrolment projections are fundamental to planning for student accommodation and capital investment across the system. Enrolment projections are representations of quantitative and qualitative analysis of relationships and trends. The preparation of enrolment projections includes reflective and predictive components and data-informed assumptions are also incorporated. These assumptions are based on the best data and information available at the time of preparation.

The enrolment projections presented within the Plan were prepared using the enrolment data, facility information, and considerations effective Winter 2024 and reference the 2023/2024 school year enrolment as the baseline dataset. External factors impact the predictive component of the enrolment projection; however, the reflective component, which focuses on historical trends and analysis of patterns, has also been interrupted by external factors since the emergence of a global pandemic in 2020.

External factors are continuously monitored and reviewed by Watson & Associates Economists Ltd. to gauge implications on the preparation of enrolment projections and other forecasting exercises.

External Factors

External factors are variables that may impact student enrolment, as well as location and rate of enrolment change. External factors include:

- Global pandemic
- Affordability crisis and economic uncertainty
- Evolving policy environments in education and land use planning
- Shifts in migration patterns and demographic composition
- Changes to pace of development and construction, density targets, and housing forms
- Return to in-person learning
- De-streaming select secondary courses



Developing the LTAP

Key Considerations

The methodology used to develop the Plan includes the following process and assumptions:

- Analyze demographic and enrolment trends in conjunction with facility utilization and school condition to identify areas of priority across the district;
- Determine if school facilities can accommodate both current and projected enrolments from the existing community and new development; and,
- Identify strategies that efficiently use Board facilities and resources to optimize learning environments and program delivery in support of student achievement.

Key considerations reflect and contemplate the Guiding Principles of the Long Term Accommodation Plan. Based on key considerations and drivers, the Long Term Accommodation Plan guides work plans and decision-making based on system-wide analysis of information and data.

Drivers

- Adapting to changing enrolment patterns
- Mitigating and addressing enrolment pressures
- Positioning for strong capital funding requests
- Maximizing resources for capital and renewal investments
- Ensuring efficient schools and school boundaries



Developing the LTAP

Population Growth and New Development

The magnitude, locations, and rates of change in population and community growth across Niagara Catholic District School Board's geography provide valuable information on demographic composition and settlement patterns, lending insight into the future needs of the school board.

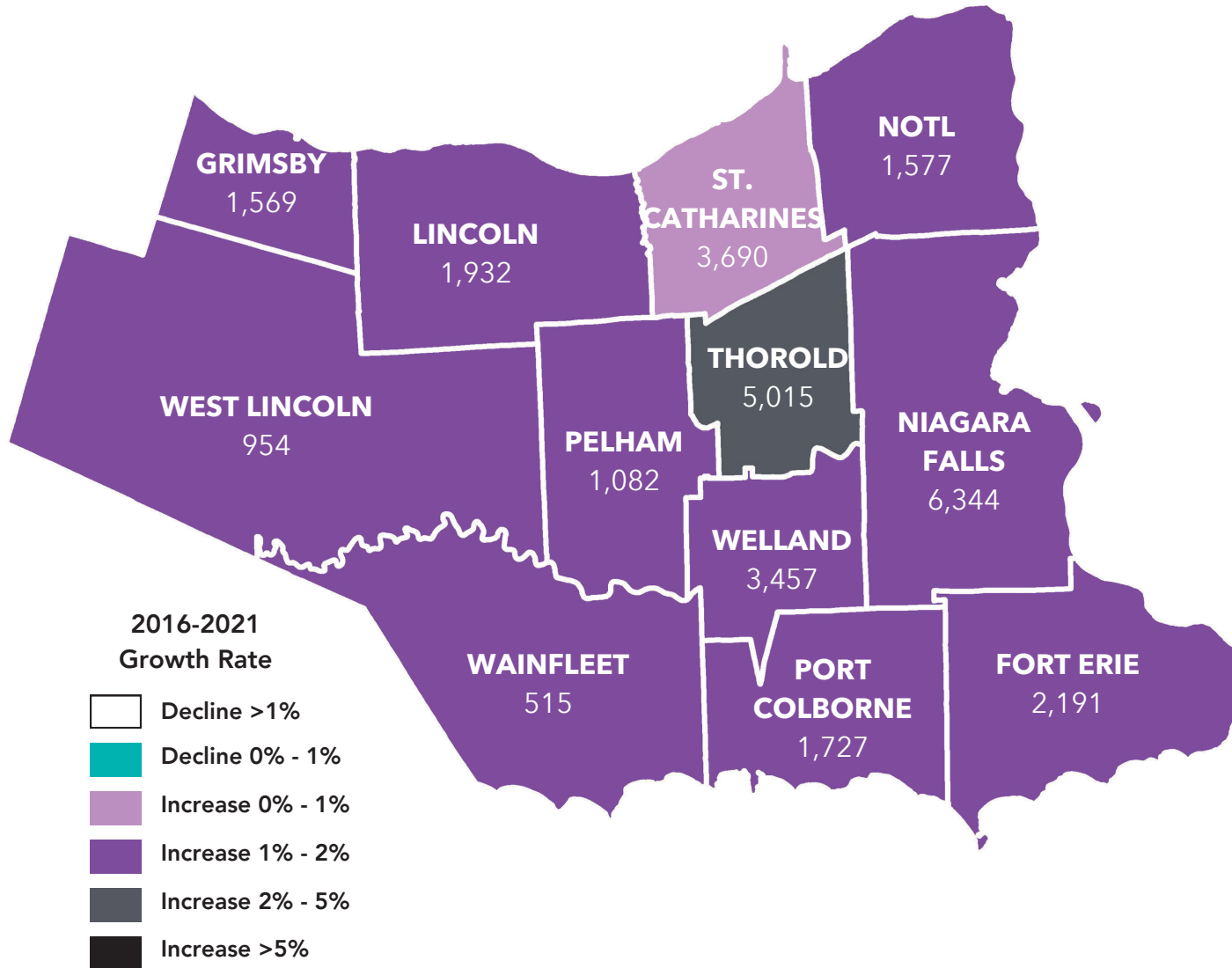
Population and demographic data compiled from Statistics Canada Census data and other sources, in addition to development and building data from local municipalities, are predictive indicators. Analysis of data is undertaken to identify and develop understanding of historical trends and implications of change. Census data provides a baseline dataset for population and demographics within an existing community, whereas municipal forecasts and development activity are used to project enrolment growth resulting from new development. The two components – the existing community and growth from new development – are prepared and evaluated independently and collectively through the enrolment projection process to maximize the depth of analysis and review.

Consistency with municipal and regional approved growth forecasts and recent development trends ensures that the expected number of dwelling units and type included within enrolment projections is aligned with the municipalities' capacities and capabilities to support local development. Through the enrolment projection process, development is allocated to each Family of Schools and individual school boundaries to enhance the accuracy of the projection.



Developing the LTAP

2016 - 2021 Population Change Across Niagara Region



	Niagara Region	Ontario
2021 Population	477,941	14,223,942
2021 Households	207,926	5,491,201
2016 Population	447,888	13,448,494
2016 Households	196,241	5,169,174
2016 - 2021 Population Change	30,053	775,448
2016 - 2021 Households Change	11,685	322,027
2016 - 2021 Growth Rate	6.7%	5.8%



Developing the LTAP

Strategic Growth Areas

Niagara Region has policies in place that establish a regional structure that directs forecasted growth to settlement areas. Settlement areas are comprised of both urban and rural settlements (i.e. hamlets).

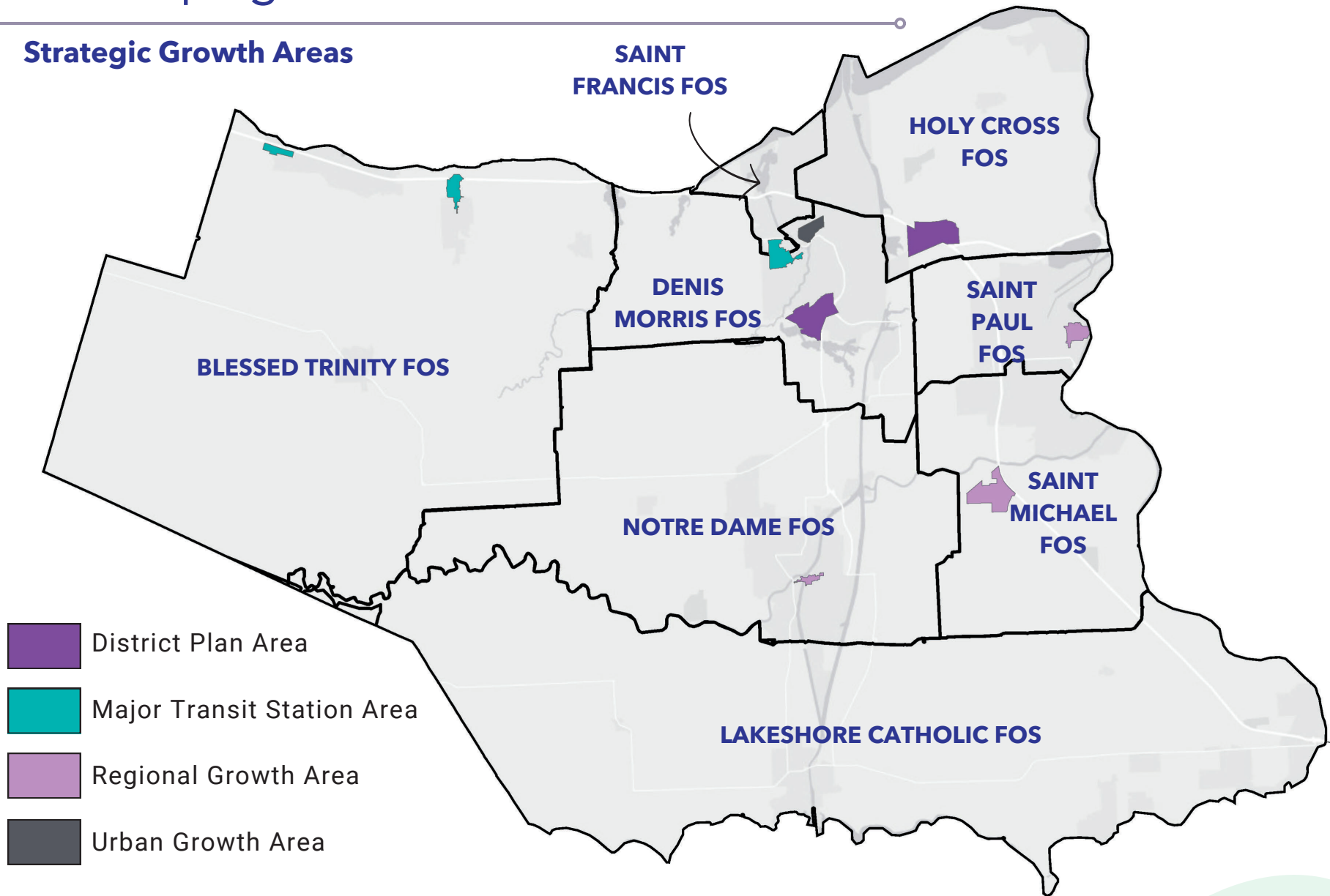
Most development will occur in urban areas, where municipal water and wastewater systems and municipal servicing exists or is planned. In particular, strategic growth areas are identified to accommodate a significant portion of the Region’s population growth, higher density housing forms, and a greater mix of land uses. This approach is intended to provide and support complete communities. Places such as mixed-use neighbourhoods will support opportunities for people of all ages and abilities.





The Niagara Catholic District School Board is committed to manage resources effectively to build a sustainable Catholic School Board within the Niagara Region, and include the continue monitoring of these growth areas to understand the future needs of its communities.



Developing the LTAP

Strategic Growth Areas



-  District Plan Area
-  Major Transit Station Area
-  Regional Growth Area
-  Urban Growth Area



Understanding the Plan

Indicators

The Long Term Accommodation Plan is informed through the evaluation of various key indicators. The indicators are grouped into three categories: a student index, a facility index, and a demographic index.



Student Index

Projected Student
Enrolment

Participation Rate

Average Distance
to Elementary
School

Average Distance
to Secondary
School

Program Options



Facility Index

Facility Capacity
and Utilization

Facility Condition

Facility Age

School Grade
Structure

Grade Structure
Ratio



Demographic Index

Total Population

Pre-School Age
Population

Elementary Age
Population

Secondary Age
Population

Population
Changes



Understanding the Plan

Metrics

Each Family of Schools Summary includes an overview of key metrics:



Total Student Enrolment



French Immersion Enrolment



Average Student Travel Distance



Students Walking



Students Bussed



School Building Capacity



Portables



School Facility Utilization

Outputs

- 10-year enrolment projections for each elementary and secondary school
- Board-wide and Family of Schools-specific demographic and growth trends
- Historical and projected school utilization rates
- Demographic makeup of each family of school and school population
- Summary of other factors and needs (e.g. site restrictions, program locations, etc.)
- Recommendations to help inform future work plans



Understanding the Plan

Recommendations and Priorities

Analysis and evaluation of Key Indicators and Metrics, alongside local knowledge, initiatives, and the strategic priorities of the Niagara Catholic District School Board, are the basis for the development of the student accommodation and capital planning recommendations included within the Plan. Each Family of Schools Summary includes an overview of recommendations based on the Accommodation Planning Toolbox, as well as an indication of priority need.

	PRIORITY	RECOMMENDATIONS
		Construct...
		Study...
		Partner...
		Develop...
		Monitor...

PRIORITY TIMING INDICATORS

- Short Term**
(< 2 Years)
- Medium Term**
(2 -5 Years)
- Long Term**
(>5 Years)
- Not Applicable**



Understanding the Plan

Policies and Procedures

Policies and Administrative Operational Procedures of the Niagara Catholic District School Board will guide the work plans resulting from the Long Term Accommodation Plan. Policy 301.1: Admission of Elementary and Secondary Students, Policy 301.3: Attendance Area Policy and Policy 701.2: Public Accommodation Review (PAR) Policy outline criteria and procedures for recommended course of actions.

Currently, Ministry Guidelines on Pupil Accommodation Reviews have been put on pause, resulting in limitations on the use of School Consolidations & Pupil Accommodation Reviews as tools for Boards across Ontario. While the use of PARs are limited, the Board acknowledges that there may be changes to School Attendance Areas from time to time, to accommodate the changing demographics of the Region and as schools open or close. Changes to School Attendance Areas will follow a public consultation process as outlined in Policy 301.3.

The provisions of the Education Act, along with other relevant legislation and Board policies, shall determine admission to elementary and secondary schools in the Niagara Catholic District School Board and that elementary and secondary students shall be admitted to the geographically designated home school.

INITIATIVES

The Initiatives section of the Long Term Accommodation Plan highlights commitments to working alongside the Ministry of Education, community organizations and municipal partners to support students, families, and communities across the Niagara Catholic District School Board.





Initiatives

Ministry of Education Initiatives

The Provincial government has recently introduced three pieces of legislation intended to support housing affordability:

Bill 23:
More Homes Built Faster Act, 2022

- Goal of 1.5 million new homes by 2031
- Changes to the Planning Act

Bill 97:
Helping Homebuyers, Protecting Tenants Act, 2023

- Release of Draft 2023 Provincial Planning Statement
- Requirements for municipal and school board collaboration

Bill 98:
Better Schools and Student Outcomes Act, 2023

- Changes to property disposition process for school boards
- Increases to Ministerial Powers in relation to school board properties

Bill 23 and Bill 97 are more oriented to municipal governments, however the intent of the legislation is to construct 1.5 million homes across Ontario over the next 10 years. This growth will result in student accommodation and capital investment needs.

Bill 98 amends the Education Act and Ontario Regulation 444/98 which govern the process of surplus land dispositions for Ontario school boards.





Initiatives

Capital Priorities Program - New Lincoln (Beamsville) Catholic Elementary School

In December of 2021, the Ministry of Education announced \$10.1 million in funding for the New Lincoln (Beamsville) Catholic Elementary School. The school is set to open during the 2025/2026 school year and will accommodate 421 pupils in the Beamsville area.

The New Lincoln (Beamsville) CES will join the Blessed Trinity Family of Schools. The addition of the new elementary school in Beamsville is intended to assist in balancing enrolments across all schools in the Blessed Trinity Family of Schools.

The New Lincoln (Beamsville) CES Attendance Area Review commenced in October of 2023 to determine the new school attendance area. The Attendance Area Review Committee took final recommended attendance area configurations to the Board of Trustees on February 27, 2024.





Initiatives

Capital Priorities Program

In the 2023-2024 school year, the Niagara Catholic District School Board submitted three capital projects to the Ministry of Education for consideration within the Capital Priorities Program. Funding decisions by the Ministry of Education are expected in Spring 2024.

Project Name	New Niagara Falls Catholic Elementary School	Blessed Trinity Catholic Secondary School Addition	Saint Michael Catholic High School Addition
Description	New 363 Pupil Place Facility	184 Pupil Place Addition (8 Regular Classrooms)	184 Pupil Place Addition (8 Regular Classrooms)
Project Category	Accommodation Pressure	Accommodation Pressure	Accommodation Pressure
Site Status	Purchased Site	Existing School Site	Existing School Site
Timeline	September 2026	January 2027	January 2027
Resubmission	Yes	Yes	No










Initiatives

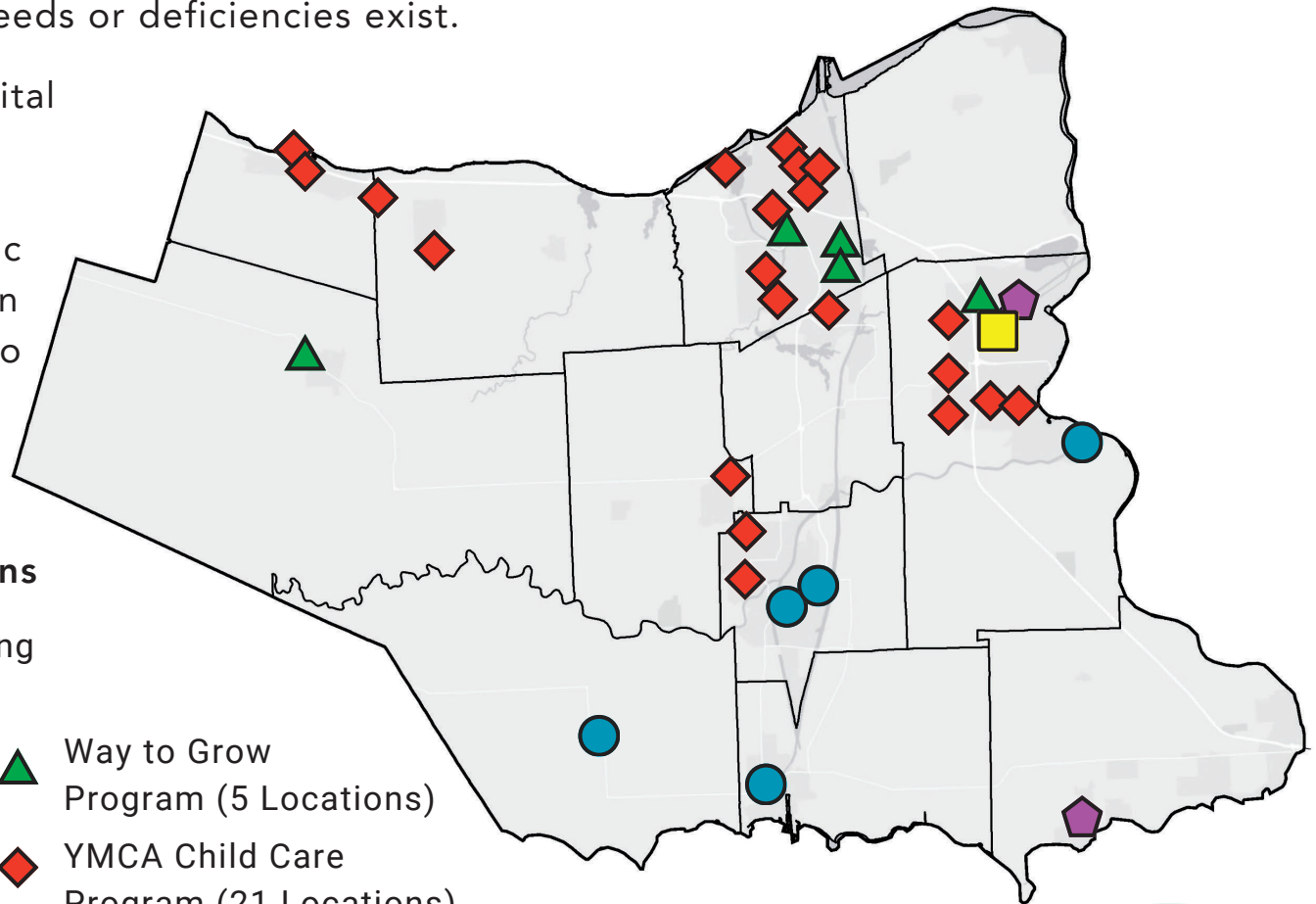
Childcare Initiatives

The Niagara Catholic District School Board is committed to working with partners, including Consolidated Municipal Service Managers (CMSM), to identify opportunities to locate childcare and before and after school programming in existing and future school facilities where community needs or deficiencies exist.

In advance of requesting capital funding for new schools or additions to existing school facilities, the Niagara Catholic District School Board works in partnership with the CMSM to determine facility space and other site requirements.

2023/2024 Program Locations

-  A Child's World Early Learning Program (5 Locations)
-  Boys & Girls Club Niagara Program (2 Locations)
-  Strive Niagara Program (1 Location)
-  Way to Grow Program (5 Locations)
-  YMCA Child Care Program (21 Locations)





Initiatives

Community Partner Initiatives

The Niagara Catholic District School Board, in collaboration with Watson & Associates Economists Ltd., will host a Municipal Partners Meeting and explore opportunities for community partnerships and considerations annually during the academic year. The purpose of the Municipal Partnerships meeting is to continue communication with all municipalities within the Niagara Catholic District School Board’s jurisdiction and have the opportunity to come together in the interest of relationship building and knowledge sharing for mutual benefit. Niagara Catholic District School Board will facilitate this annual meeting.

The Community Partners Meeting is a mechanism for facilitating intentional two-way dialogue with community partners regarding the following:



FAMILY OF SCHOOLS SUMMARIES

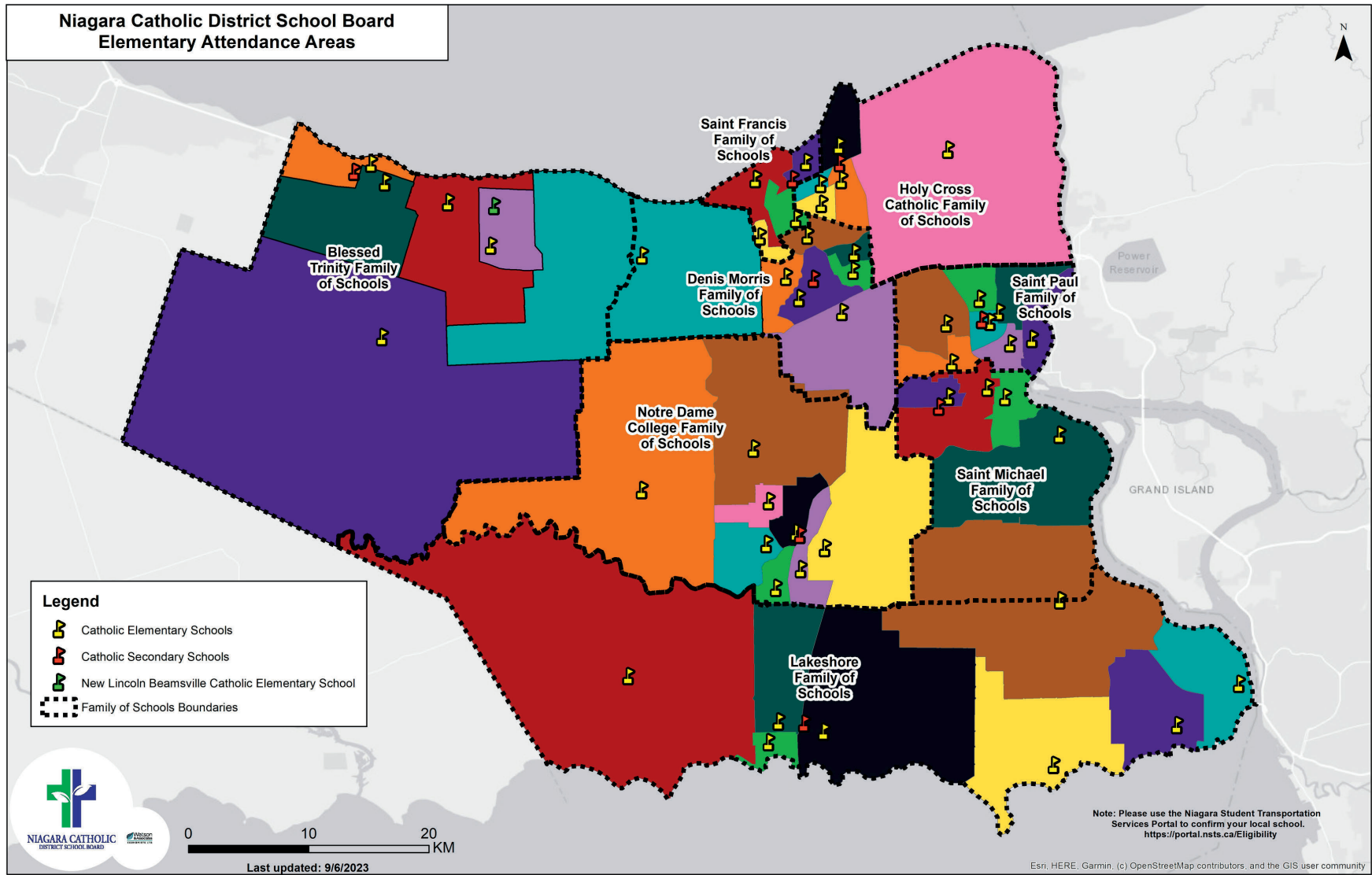
The Family of Schools Summaries section of the Long Term Accommodation Plan provides a brief overview of student, facility, and demographic indicators and details of current and projected student enrolment and facility utilization by school and Family of Schools.





Board Overview - Family of Schools Key Map

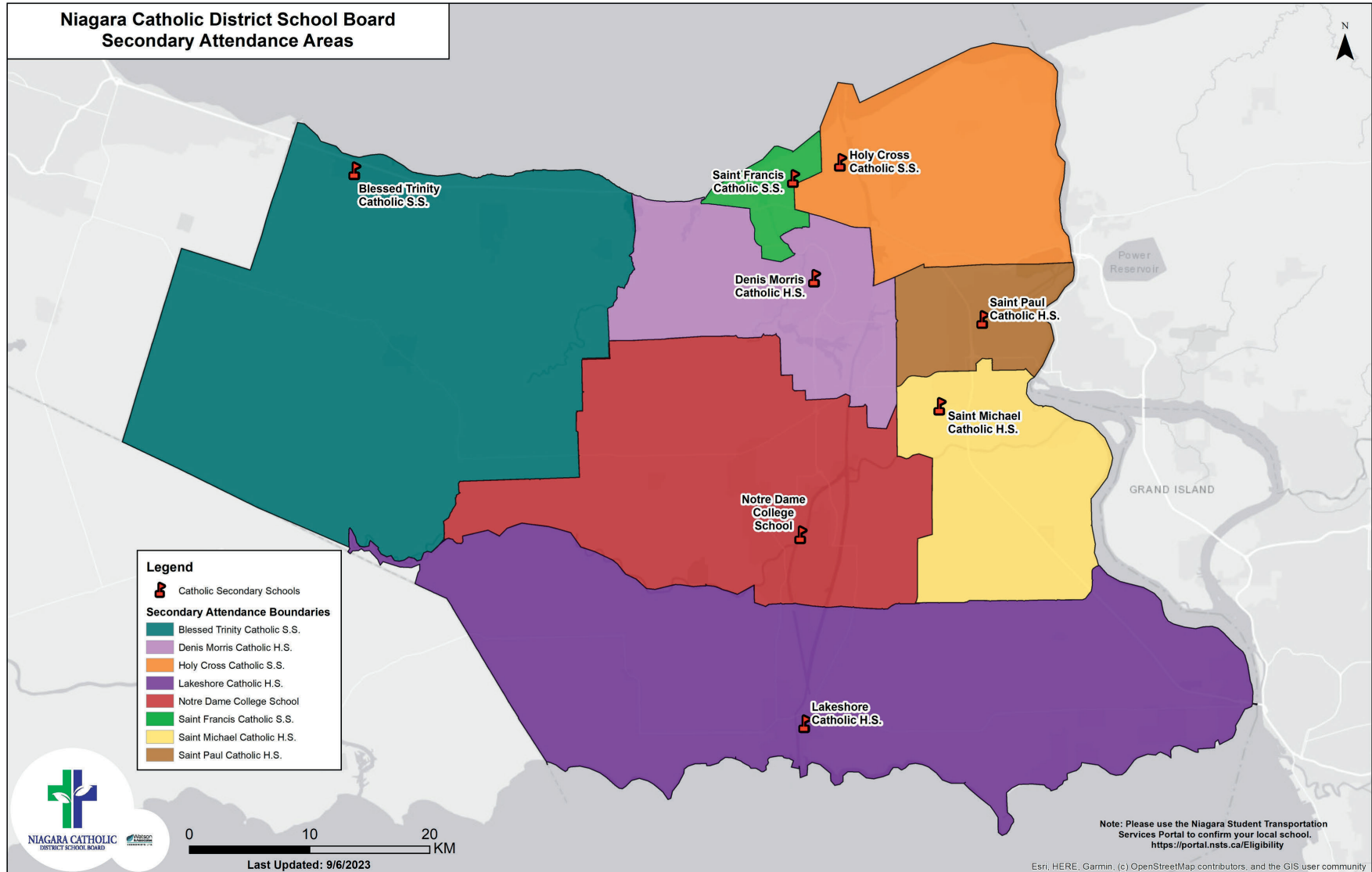
ELEMENTARY PANEL





Board Overview - Family of Schools Key Map

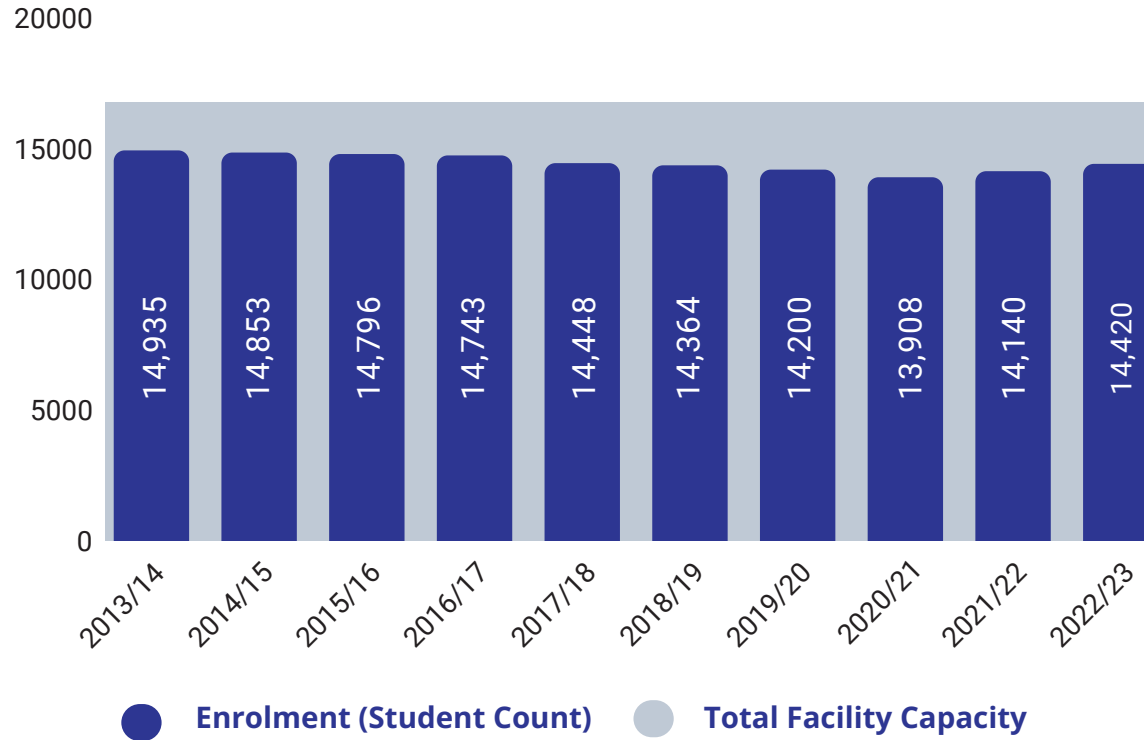
SECONDARY PANEL





Board Overview - Historical Elementary Enrolment

HISTORICAL ELEMENTARY ENROLMENT VERSUS CAPACITY



Observations

- Elementary enrolment decreased between 2013/14 and 2020/21
- Previous elementary enrolment peak was in 2013/14 with 14,935 students
- Elementary enrolment has increased by more than 500 students since 2020/21

2023/24 ELEMENTARY SNAPSHOT



14,930
ELEMENTARY
STUDENTS
(ENROLMENT)



16,647
PUPIL PLACES
(FACILITY
CAPACITY)

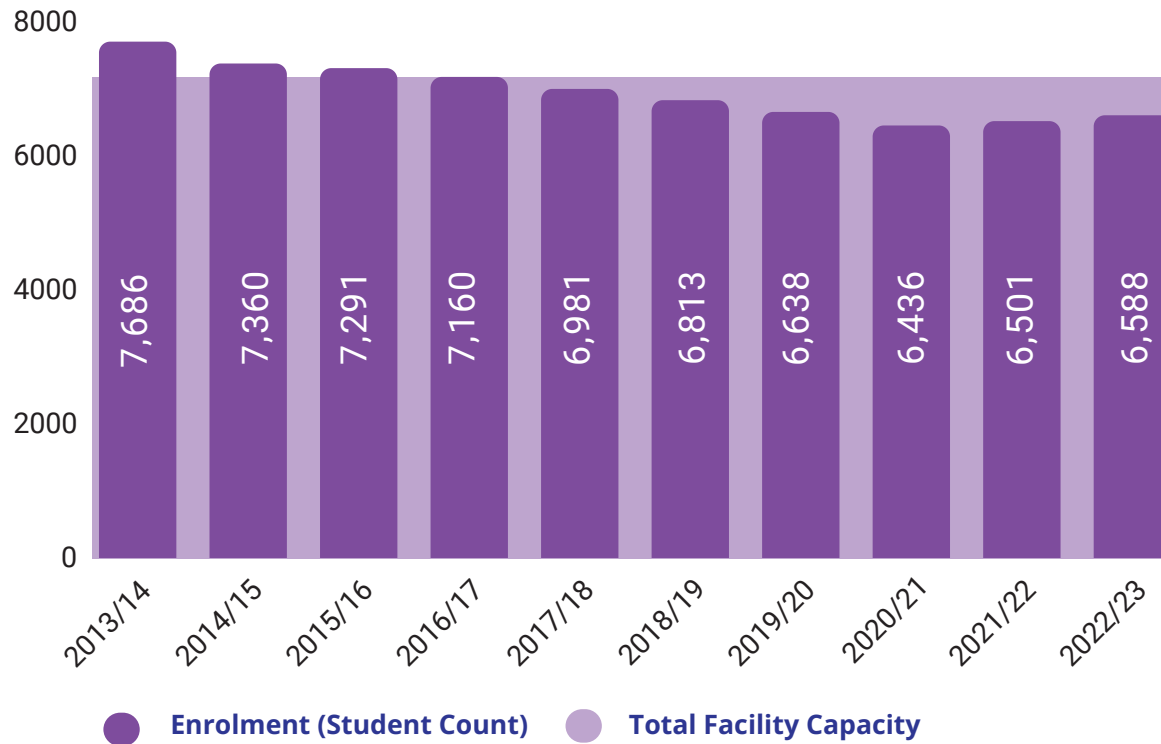


90%
FACILITY
UTILIZATION



Board Overview - Historical Secondary Enrolment

HISTORICAL SECONDARY ENROLMENT VERSUS CAPACITY



Observations

- Secondary enrolment declined between 2013/14 and 2020/21
- Previous secondary enrolment peak was in 2013/14 with 7,686 students
- Secondary enrolment has increased by about 170 students since 2020/21

2023/24 SECONDARY SNAPSHOT



6,986
SECONDARY
STUDENTS
(ENROLMENT)



7,221
PUPIL PLACES
(FACILITY
CAPACITY)



94%
FACILITY
UTILIZATION

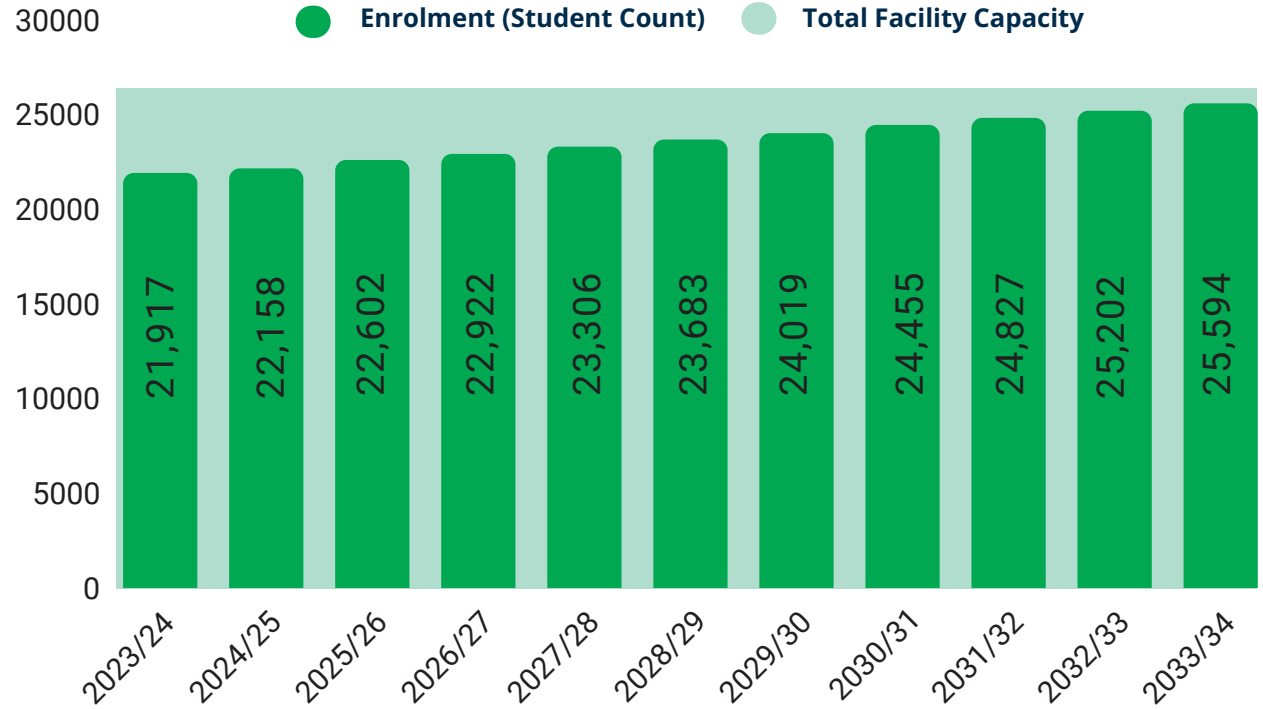


Board Overview

10-YEAR OUTLOOK

Observations

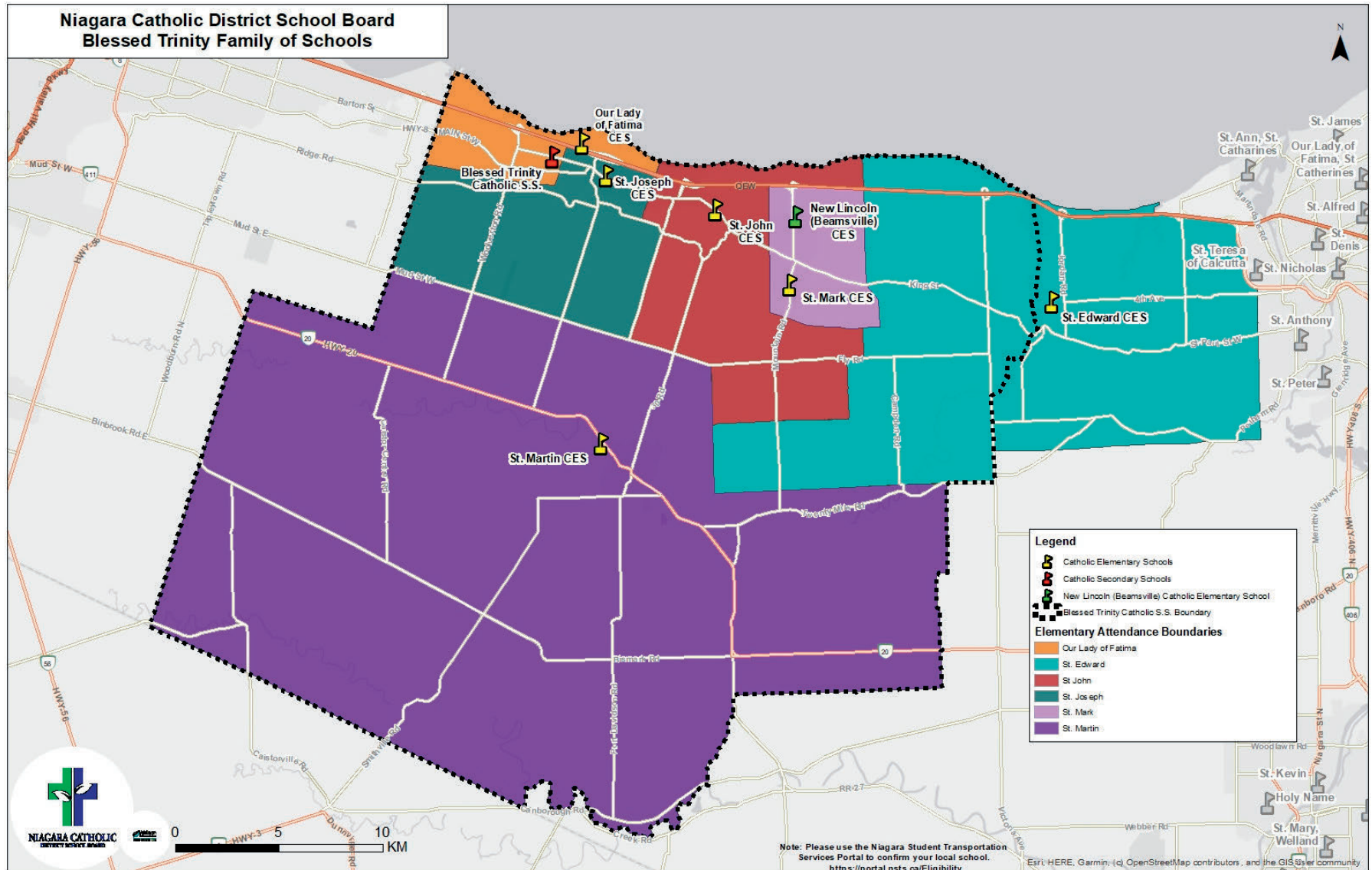
- Substantial developments are planned in Niagara Falls, Grimsby, and other areas of Niagara Region
- New development will contribute to population and enrolment growth across Niagara Catholic District School Board's geography



- Over the next 10 years, Board-wide elementary enrolment is projected to increase by 19% and secondary enrolment is projected to increase by 11%
- COVID-19 and the global pandemic briefly impacted student enrolment; however, enrolment across both elementary and secondary panels has nearly returned to pre-pandemic totals
- From 2015 to 2020, population movement into Niagara Region has resulted in a net increase of more than 16,000 people.



Blessed Trinity Family of Schools - Key Map





Overview

The Blessed Trinity Family of Schools includes the areas of Grimsby, Lincoln, and West Lincoln. There are six (6) elementary schools in the Blessed Trinity Family of Schools and one (1) secondary school that all elementary schools feed into. St. Edward CES is a split feeder school, also feeding into Denis Morris CHS. Three of the schools fall within Lincoln, two schools fall within Grimsby city limits, and an additional school is under construction in Lincoln. All elementary schools offer Junior Kindergarten to Grade 8 and St. John CES is a dual-track French Immersion and English school. Blessed Trinity CSS offers Grade 9 to Grade 12 programming. Two Major Transit Station Areas are located within this geographic area.

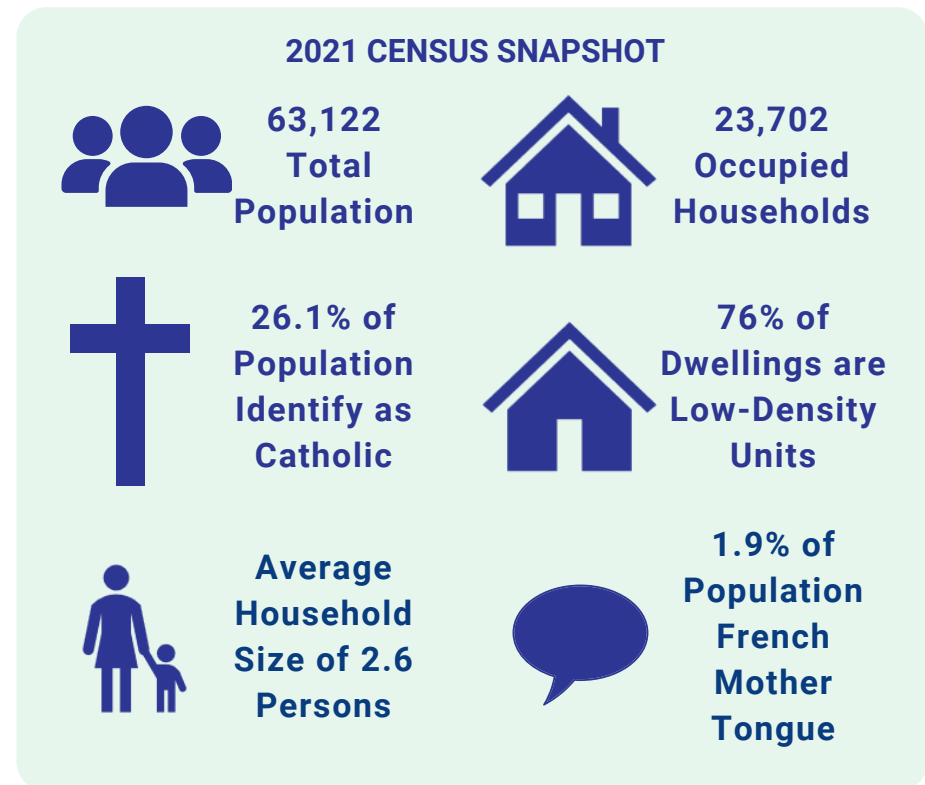
Enrolment Summary

Total elementary student enrolment in the Blessed Trinity Family of Schools was 2,445 as of October 31, 2023 and is expected to increase to 2,613 by 2028/29. There are three schools (St. John CES, St. Mark CES, and St. Martin CES) where current enrolment exceeds school facility capacity and these pressures are expected to be sustained over the planning horizon. St. Edward CES is currently underutilized.

Blessed Trinity CSS student enrolment was 1,126 as of October 31, 2023. Enrolment is expected to increase over the next 10 years.

Demographic Summary

The Blessed Trinity Family of Schools area has experienced growth over the last 10 years. The total population was 63,122 in 2021, an increase of 3,327 from 2016. The elementary-aged population (4-13 years of age) accounts for 11.6% of the total area population (7,343) and the secondary-aged population (14-18 years of age) accounts for 5.7% of the total area population (3,622).





Blessed Trinity Family of Schools - Elementary Panel

SNAPSHOT OF ENROLMENT PROJECTIONS

School	OTG	Historical 2022/23	Current 2023/24	Year 1 2024/25	Year 5 2028/29	Year 10 2033/34
Our Lady Of Fatima CES (Grimsby)	541	548	529	539	576	729
St. Edward CES	190	114	112	110	116	143
St. John CES	329	370	356	352	391	486
St. Joseph CES (Grimsby)	262	234	229	234	246	261
St. Mark CES	507	683	694	708	713	758
St. Martin CES	495	519	525	536	571	668
Total Elementary	2,324	2,468	2,445	2,478	2,613	3,045

2023/2024 SNAPSHOT




2,445
Elementary
Students



105%
Facility
Utilization



22
Portables



2,324
Pupil Places
in School
Facilities



136 French
Immersion
Students



24%
Students
Walking



69%
Students
Bussed

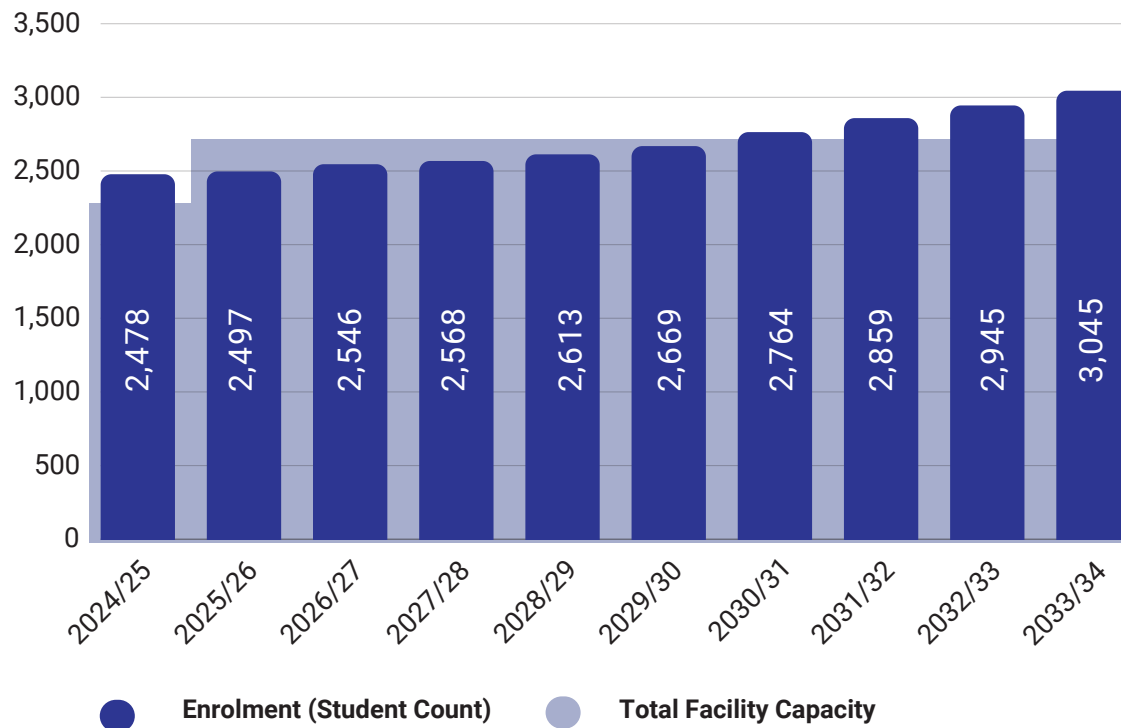


3.89km
Average
Student
Travel
Distance



Blessed Trinity Family of Schools - Elementary Panel

PROJECTED STUDENT ENROLMENT VERSUS CAPACITY



*Note

The new Town of Lincoln (Beamsville) Catholic Elementary School is currently under construction with a planned opening for the 2025/2026 school year. The new school will add 421 pupil places and increase the total elementary school facility capacity to 2,745.

Projected 5-Year Enrolment Trend

7% Increase

Projected 10-Year Enrolment Trend

25% Increase

Projected Enrolment Pattern

Increasing

Expected Enrolment Peak

2033

Total Existing Facility Capacity*

2,324 Pupil Places



Blessed Trinity Family of Schools - Secondary Panel

SNAPSHOT OF ENROLMENT PROJECTIONS

School	OTG	Historical 2022/23	Current 2023/24	Year 1 2024/25	Year 5 2028/29	Year 10 2033/34
Blessed Trinity CSS	1,005	1,117	1,126	1,127	1,225	1,221

2023/2024 SNAPSHOT



**1,126
Secondary
Students**



**112%
Facility
Utilization**



**5
Portables**



**1,005
Pupil Places
in School
Facility**



**17 French
Immersion
Students**



**17%
Students
Walking**



**81%
Students
Bussed**

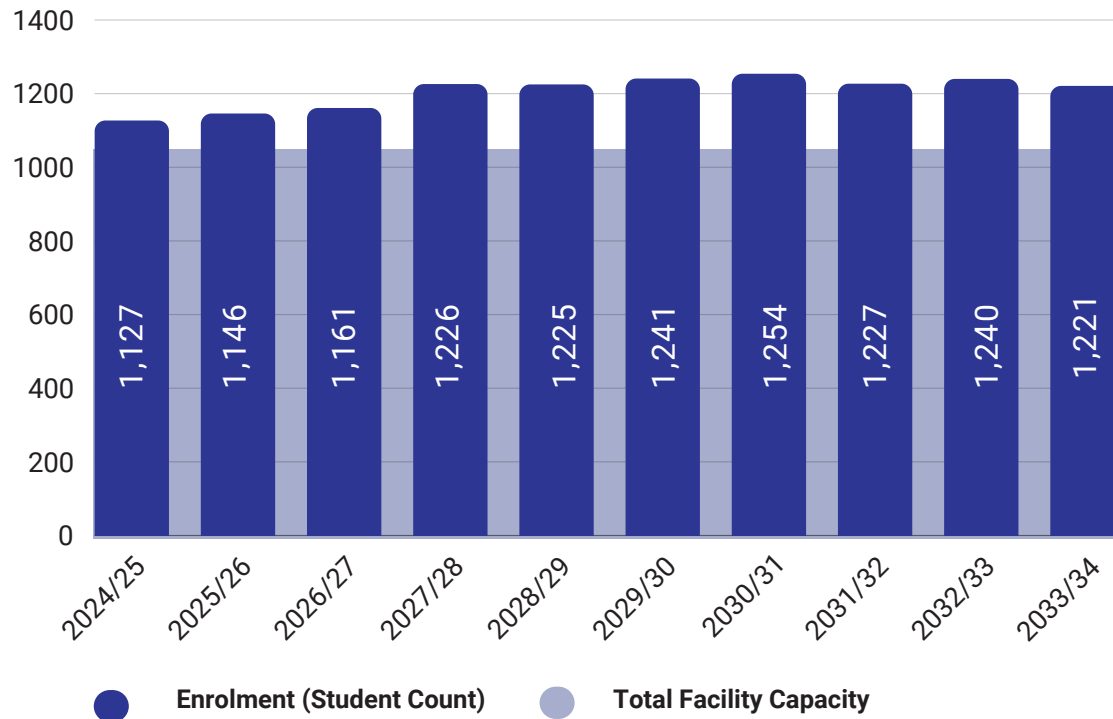


**7.69km
Average
Student
Travel
Distance**



Blessed Trinity Family of Schools - Secondary Panel

PROJECTED STUDENT ENROLMENT VERSUS CAPACITY



Projected 5-Year Enrolment Trend

9% Increase

Projected 10-Year Enrolment Trend

8% Increase

Projected Enrolment Pattern

Increasing

Expected Enrolment Peak

2030

Total Existing Facility Capacity

1,005 Pupil Places



Blessed Trinity Family of Schools Outlook



STATUS QUO SCENARIO

The Status Quo Scenario reflects continuation of the existing accommodation situation without implementation of any recommendations.

ELEMENTARY PANEL

- The total facility utilization rate across elementary schools in the Blessed Trinity Family of Schools is projected to be approximately 111% by the end of the planning horizon. This total facility utilization rate includes the addition of 421 pupil places at the New Beamsville (Lincoln) Catholic Elementary School. The total elementary pupil place deficit is expected to be 300 pupil places by 2033/34. Interim accommodation measures, such as portable classrooms, will be required to provide additional capacity.
- Grade 8 cohorts from St. Edward CES would continue to be split by geography with students designated to attend either Blessed Trinity CSS or Denis Morris CHS depending on place of residence.

SECONDARY PANEL

- The total facility utilization rate at Blessed Trinity CSS is projected to be approximately 121% with a deficit of 216 secondary pupil places by 2033/34. Without approval and construction of an addition to Blessed Trinity CSS and/or an secondary attendance area review, interim accommodation measures, such as portable classrooms, will be required to provide additional capacity.



Blessed Trinity Family of Schools Recommendations

**TIMING &
TOOL**

ACTION

- GOAL

SHORT TERM RECOMMENDATIONS (1 - 2 YEARS)



CONSTRUCT

Action: Pursue funding to facilitate expansion of the existing Blessed Trinity CSS school facility.

- Goal: Secure resources to increase secondary school facility capacity in response to existing and projected enrolment pressures.



STUDY

Action: Undertake a Site Review and classroom space audit at Blessed Trinity CSS.

- Goal: Undertake audit process to better understand potential opportunities, limitations and site constraints at Blessed Trinity CSS.

Action: Initiate a Secondary Attendance Area Review between Blessed Trinity CSS and Denis Morris CSS.

- Goal: Capture St. Edward CES within one secondary attendance area.
- Goal: Better balance student enrolment across both secondary school facilities.



MONITOR

Action: Monitor the Major Transit Station Area within the Blessed Trinity Family of Schools.

- Goal: Monitor strategic growth areas and, if required, adapt action plans for student accommodation within the Blessed Trinity Family of Schools.



PARTNER

Action: Explore local opportunities for partnership, collaboration, and cooperation.

- Goal: Engage with municipal partners, community organizations, and Parishes to identify further opportunities for joint-use, co-location, and co-building.



Short Term
(< 2 Years)



Medium Term
(2 -5 Years)



Long Term
(>5 Years)



Not Applicable



Overview

The Denis Morris Family of Schools includes the areas of south St. Catharines and northeast Thorold. There are six (6) elementary schools in the Denis Morris Family of Schools and one (1) secondary school that all six elementary schools feed into, as well as St. Edward CES from the Blessed Trinity Family of Schools (split feeder school). Six of the schools fall within the St. Catharines City limits and one school falls outside the city. All elementary schools offer Junior Kindergarten to Grade 8. Denis Morris CHS offers Grade 9 to Grade 12 programming. One Major Transit Station Area is located within this family of schools, as well as a defined urban growth area and a district plan area within the City of St.Catharines.

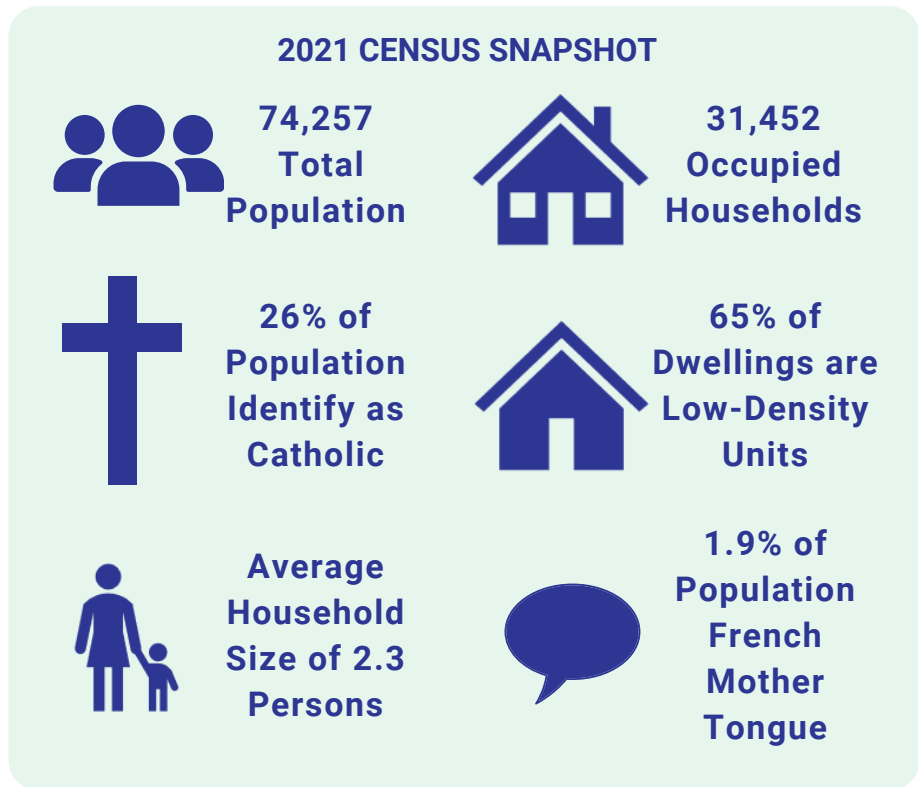
Enrolment Summary

Total elementary student enrolment in the Denis Morris Family of Schools was 1,954 as of October 31, 2023 and is expected to increase to 2,028 by 2028/29. There are three schools (Our Lady of the Holy Rosary, St. Christopher CES, and St. Peter CES) where current enrolment exceeds facility capacity and these pressures are expected to be sustained over the planning horizon. St. Anthony CES and St. Nicholas CES are currently underutilized.

Denis Morris CSS student enrolment was 889 as of October 31, 2023. Enrolment is expected to remain stable over the next 10 years.

Demographic Summary

The Denis Morris Family of Schools area has experienced continued growth over the last 10 years. The total population was 74,257 in 2021, an increase of 5,374 since 2016. The elementary-aged population (4-13 years of age) accounts for 9.6% of the total area population (7,131) and the secondary-aged population (14-18 years of age) accounts for 5.2% of the total area population (3,890).





Denis Morris Family of Schools - Elementary Panel

SNAPSHOT OF ENROLMENT PROJECTIONS

School	OTG	Historical 2022/23	Current 2023/24	Year 1 2024/25	Year 5 2028/29	Year 10 2033/34
Our Lady of the Holy Rosary CES	717	650	722	717	707	731
St. Anthony CES	530	357	383	368	357	347
St. Christopher CES	190	226	195	197	216	227
St. Nicholas CES	259	165	202	211	241	255
St. Peter CES	236	261	240	249	257	302
St. Theresa CES	225	205	212	216	251	298
Total Elementary	2,157	1,864	1,954	1,959	2,028	2,159

2023/2024 SNAPSHOT



1,954
Elementary
Students



91%
Facility
Utilization



5
Portables



2,157
Pupil Places
in School
Facilities



French
Immersion
Program Not
Offered



39%
Students
Walking



42%
Students
Bussed

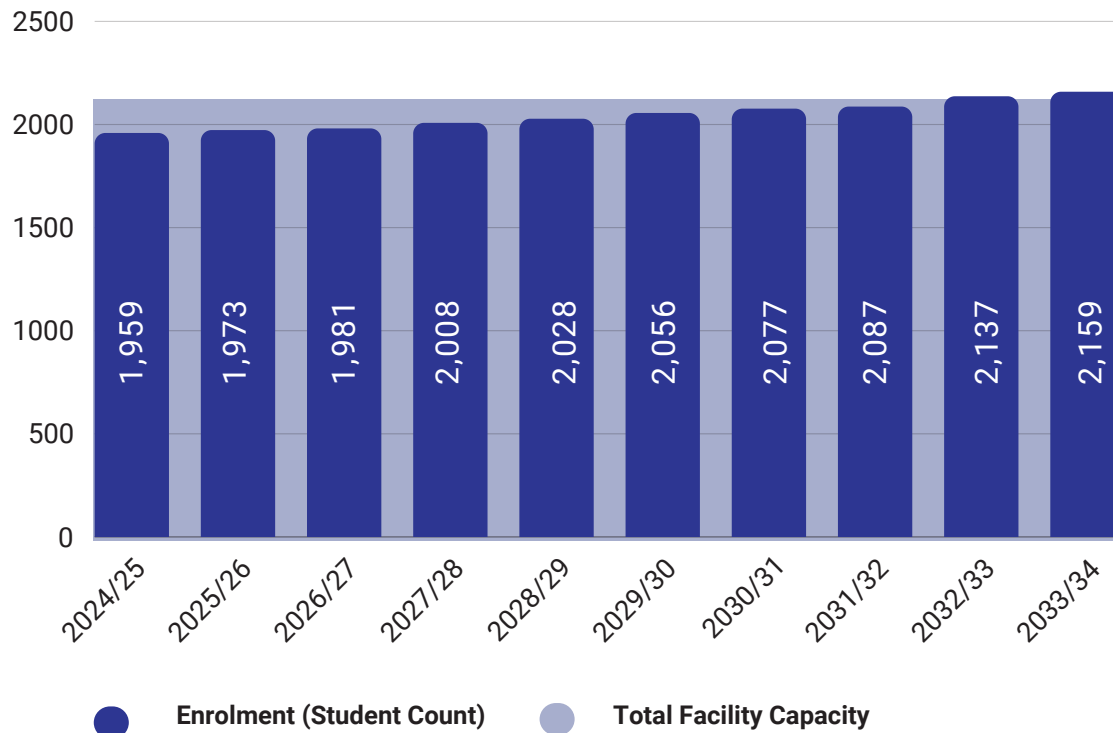


2.17km
Average
Student
Travel
Distance



Denis Morris Family of Schools - Elementary Panel

PROJECTED STUDENT ENROLMENT VERSUS CAPACITY



Projected 5-Year Enrolment Trend

4% Increase

Projected 10-Year Enrolment Trend

11% Increase

Projected Enrolment Pattern

Increasing

Expected Enrolment Peak

2033

Total Existing Facility Capacity

2,157 Pupil Places



Denis Morris Family of Schools - Secondary Panel

SNAPSHOT OF ENROLMENT PROJECTIONS

School	OTG	Historical 2022/23	Current 2023/24	Year 1 2024/25	Year 5 2028/29	Year 10 2033/34
Denis Morris CSS	906	824	889	878	880	909

2023/2024 SNAPSHOT



889
Secondary
Students



98%
Facility
Utilization



10
Portables



906
Pupil Places
in School
Facility



French
Immersion
Program Not
Offered



8%
Students
Walking



90%
Students
Bussed

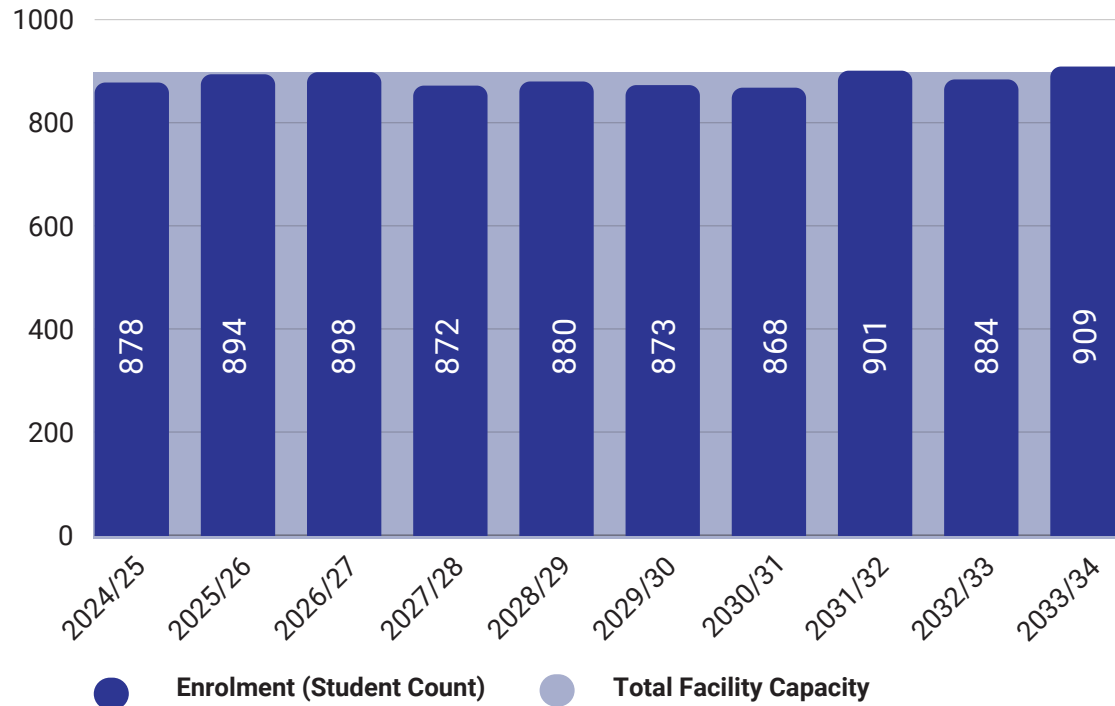


7.69km
Average
Student
Travel
Distance



Denis Morris Family of Schools - Secondary Panel

PROJECTED STUDENT ENROLMENT VERSUS CAPACITY



Projected 5-Year Enrolment Trend

↓ **1% Decrease**

Projected 10-Year Enrolment Trend

↑ **2% Increase**

Projected Enrolment Pattern

↑ **Increasing**

Expected Enrolment Peak

↗ **2033**

Total Existing Facility Capacity

🏫 **906 Pupil Places**



Denis Morris Family of Schools Outlook



STATUS QUO SCENARIO

The Status Quo Scenario reflects continuation of the existing accommodation situation without implementation of any recommendations.

ELEMENTARY PANEL

- The total facility utilization rate across elementary schools in the Denis Morris Family of Schools is projected to be approximately 100% by the end of the planning horizon. Rates of facility utilization will differ across the elementary schools with some schools being overutilized and others being underutilized.
- Grade 8 cohorts from St. Edward CS would continue to be split by geography with students designated to attend either Blessed Trinity CSS or Denis Morris CHS depending on place of residence.

SECONDARY PANEL

- The total facility utilization rate at Denis Morris CHS is projected to be approximately 100% by 2033/34.



Denis Morris Family of Schools Recommendations

**TOOL &
TIMING**

ACTION

- GOAL

SHORT TERM RECOMMENDATIONS (1 - 2 YEARS)



STUDY

Action: Initiate an Elementary and Secondary Attendance Area Review and include all schools within the Denis Morris Family of Schools.

- Goal: Better balance student enrolment across all school facilities within the Family of Schools and reduce the need for interim accommodation measures.
- Goal: Capture St. Edward CES within one secondary school attendance area.

MEDIUM TERM RECOMMENDATIONS (3 - 5 YEARS)



MONITOR

Monitor the Major Transit Station Area, District Plan Area, and Urban Growth Area within the Denis Morris Family of Schools.

- Monitor strategic growth areas and, if required, adapt action plans for student accommodation within the Denis Morris Family of Schools.



Short Term
(< 2 Years)



Medium Term
(2 -5 Years)



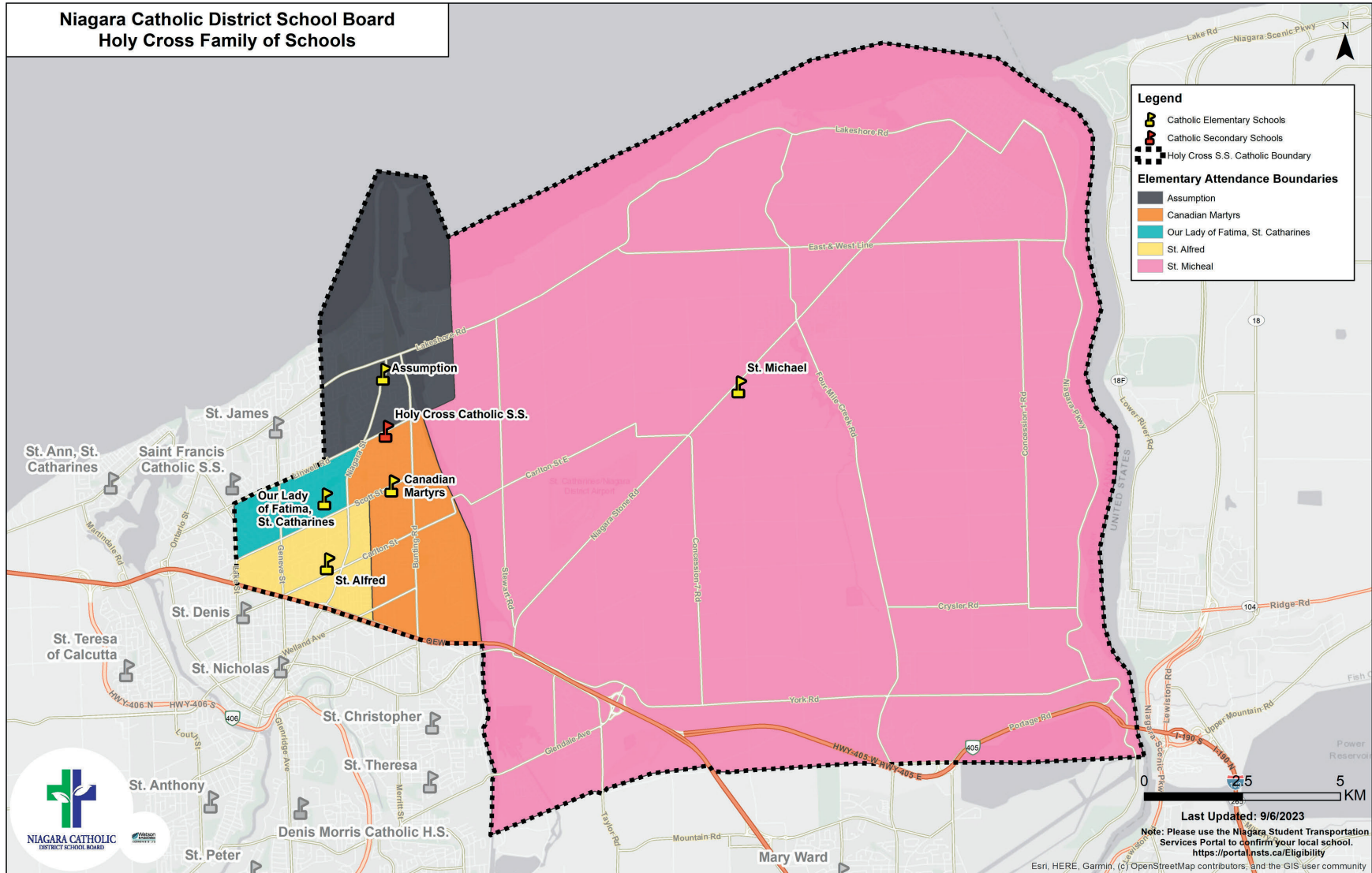
Long Term
(>5 Years)



Not Applicable



Holy Cross Family of Schools - Key Map





Overview

The Holy Cross Family of Schools includes the areas of Niagara-on-the-Lake and northeast St. Catharines. There are five (5) elementary schools in the Holy Cross Family of Schools and one (1) secondary school that all elementary schools feed into. Five of the schools fall within the St. Catharines City limits and one school is located in Niagara-on-the-Lake. All elementary schools offer Junior Kindergarten to Grade 8s. Holy Cross CSS offers Grade 9 to Grade 12 programming . There is one district plan area located in the Holy Cross Family of Schools area.

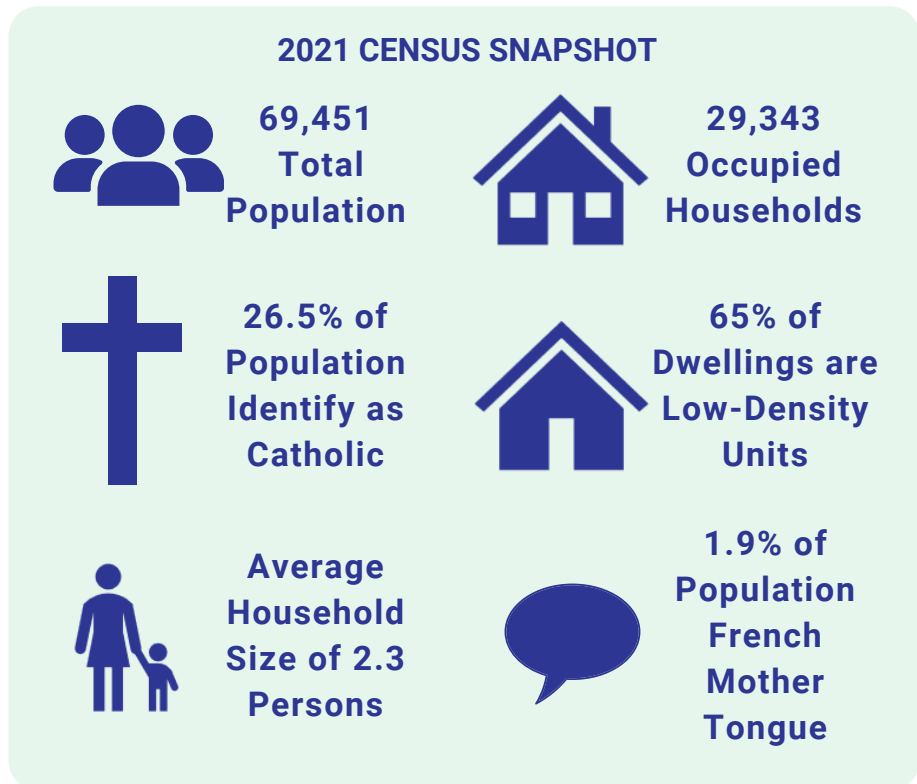
Enrolment Summary

Total elementary student enrolment in the Holy Cross Family of Schools was 1,645 as of October 31, 2023 and is expected to increase to 1,627 by 2028/29. There is one school (Our Lady of Fatima CES) where current enrolment exceeds facility capacity and these pressures are expected to be sustained over the planning horizon. Assumption CES is currently underutilized.

Holy Cross CSS' enrolment reached 649 in 2023 and enrolment is expected to decline over the next 10-years; projected to reach 599 by 2028/29.

Demographic Summary

The Holy Cross Family of Schools area has experienced growth over the last 10 years. The total population was 69,451 in 2021, an increase of 4,285 from 2016. The elementary-aged population (4-13 years of age) accounts for 9.6% of the total area population (6,634) and the secondary-aged population (14-18 years of age) accounts for 4.8% of the total area population (3,317).





Holy Cross Family of Schools - Elementary Panel

SNAPSHOT OF ENROLMENT PROJECTIONS

School	OTG	Historical 2022/23	Current 2023/24	Year 1 2024/25	Year 5 2028/29	Year 10 2033/34
Assumption CES	340	154	167	163	146	140
Canadian Martyrs CES	515	459	490	483	466	454
Our Lady Of Fatima, St. Catharines CES	282	338	349	354	369	402
St. Alfred CES	472	330	369	375	354	349
St. Michael CES	305	261	270	270	291	334
Total Elementary	1,914	1,542	1,645	1,645	1,627	1,679

2023/2024 SNAPSHOT



1,645
Elementary
Students



86%
Facility
Utilization



3
Portables



1,914
Pupil Places
in School
Facilities



194 French
Immersion
Students



35%
Students
Walking



47%
Students
Bussed

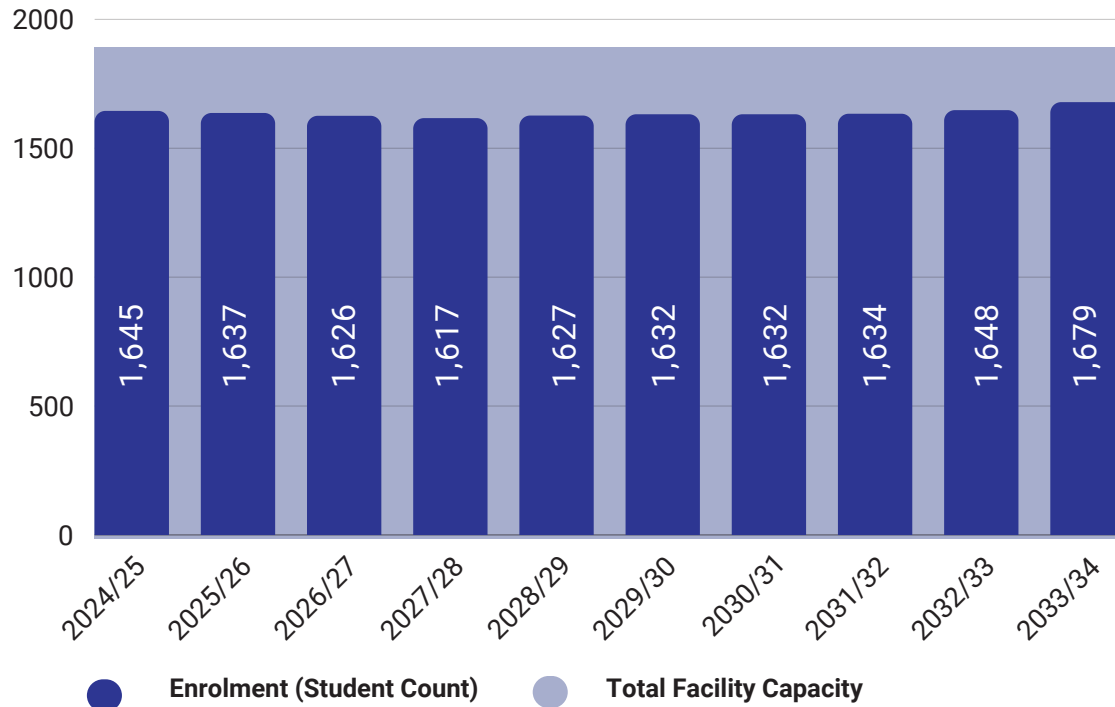


3.07km
Average
Student
Travel
Distance



Holy Cross Family of Schools - Elementary Panel

PROJECTED STUDENT ENROLMENT VERSUS CAPACITY



Projected 5-Year Enrolment Trend

↓ **1% Decrease**

Projected 10-Year Enrolment Trend

↑ **2% Increase**

Projected Enrolment Pattern

↑ **Stable**

Expected Enrolment Peak

↗ **2033**

Total Existing Facility Capacity

🏫 **1,914 Pupil Places**



Holy Cross Family of Schools - Secondary Panel

SNAPSHOT OF ENROLMENT PROJECTIONS

School	OTG	Historical 2022/23	Current 2023/24	Year 1 2024/25	Year 5 2028/29	Year 10 2033/34
Holy Cross CSS	1,041	614	649	625	599	595

2023/2024 SNAPSHOT



649
Secondary
Students



62%
Facility
Utilization



No
Portables



1,041
Pupil Places
in School
Facility



25 French
Immersion
Students



28%
Students
Walking



65%
Students
Bussed

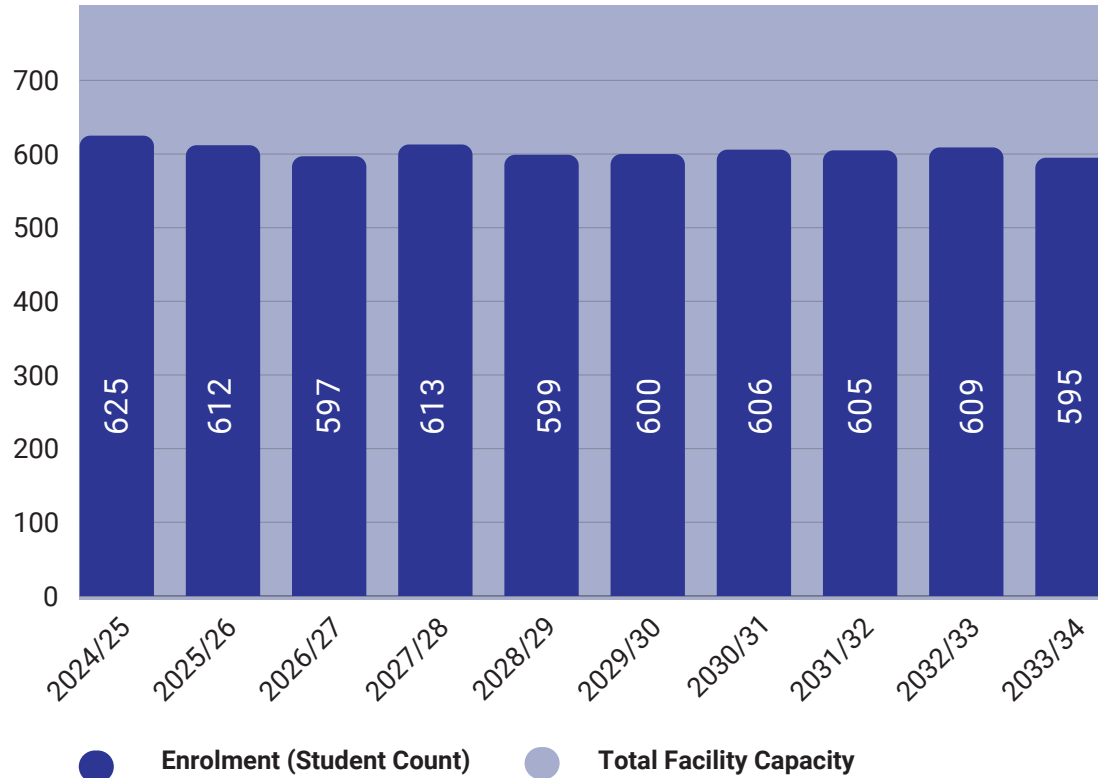


5.05km
Average
Student
Travel
Distance



Holy Cross Family of Schools - Secondary Panel

PROJECTED STUDENT ENROLMENT VERSUS CAPACITY



Projected 5-Year Enrolment Trend

↓ **8% Decrease**

Projected 10-Year Enrolment Trend

↓ **8% Decrease**

Projected Enrolment Pattern

↓ **Decreasing**

Expected Enrolment Peak

↗ **2024**

Total Existing Facility Capacity

🏫 **1,041 Pupil Places**



Holy Cross Family of Schools Outlook



STATUS QUO SCENARIO

The Status Quo Scenario reflects continuation of the existing accommodation situation without implementation of any recommendations.

ELEMENTARY PANEL

- The total facility utilization rate across elementary schools in the Holy Cross Family of Schools is projected to be approximately 88% by the end of the planning horizon. The total elementary pupil place surplus is expected to be 235 pupil places by 2033/34. Our Lady of Fatima CES is currently operating above 100% facility utilization and will continue to operate above 100% facility utilization. St. Michael CES is expected to operate above 100% by the 2030/2031 school year, while the other elementary schools in the Holy Cross Family of Schools are expected to operate below 100% facility utilization across the 10-Year planning horizon. Without an Attendance Area Review, the Holy Cross Family of Schools will continue to have imbalanced enrolments across elementary facilities.

SECONDARY PANEL

- The total facility utilization rate at Holy Cross CSS is projected to be approximately 63% with a surplus of 398 secondary pupil places by 2033/34. Without an Attendance Area Review between Holy Cross CSS and Saint Francis CSS, Holy Cross CSS will continue to operate well below capacity.



Holy Cross Family of Schools Recommendations

**TIMING &
TOOL**

ACTION

- GOAL

SHORT TERM RECOMMENDATION (1 - 2 YEARS)



STUDY

Action: Undertake a Site Review and classroom space audit at Holy Cross CSS.

- Goal: Undertake audit process to better understand potential opportunities, limitations and site constraints at Holy Cross CSS.

MEDIUM TERM RECOMMENDATIONS (3 - 5 YEARS)



STUDY

Action: Initiate a Grade Structure Review that analyzes and assesses potential alternative grade configuration at all or some of the schools within the Holy Cross Family of Schools.

- Goal: Undertake consultation and evaluation of alternative grade structure configurations to better understand potential opportunities and limitations of application within this Family of Schools.

Action: Initiate an Elementary and Secondary Attendance Area Review and include all schools within the Holy Cross Family of Schools.

- Goal: Better balance student enrolment across all school facilities within the Family of Schools, implement any potential grade structure changes, and reduce the need for interim accommodation measures.
- Goal: Better balance enrolment between Holy Cross CSS and Saint Francis CSS.



Short Term
(< 2 Years)



Medium Term
(2 -5 Years)



Long Term
(>5 Years)



Not Applicable



Holy Cross Family of Schools Recommendations

TIMING & TOOL

ACTION

- GOAL

LONG TERM RECOMMENDATIONS (BEYOND 5 YEARS)



PARTNER

Action: Explore local opportunities for partnership, collaboration, and cooperation.

- Goal: Engage with municipal partners, community organizations, and Parishes to identify opportunities for joint-use and co-location to better utilize surplus space within school facilities.



MONITOR

Action: Monitor the District Plan Area within the Holy Cross Family of Schools.

- Goal: Monitor strategic growth areas and, if required, develop action plans for student accommodation within the Holy Cross Family of Schools.



STUDY

Action: Undertake a Pupil Accommodation Review.

- Goal: Initiate a community consultation and review process to collect input and feedback on alternative options for secondary student accommodation within this Family of Schools.



Short Term
(< 2 Years)



Medium Term
(2 -5 Years)



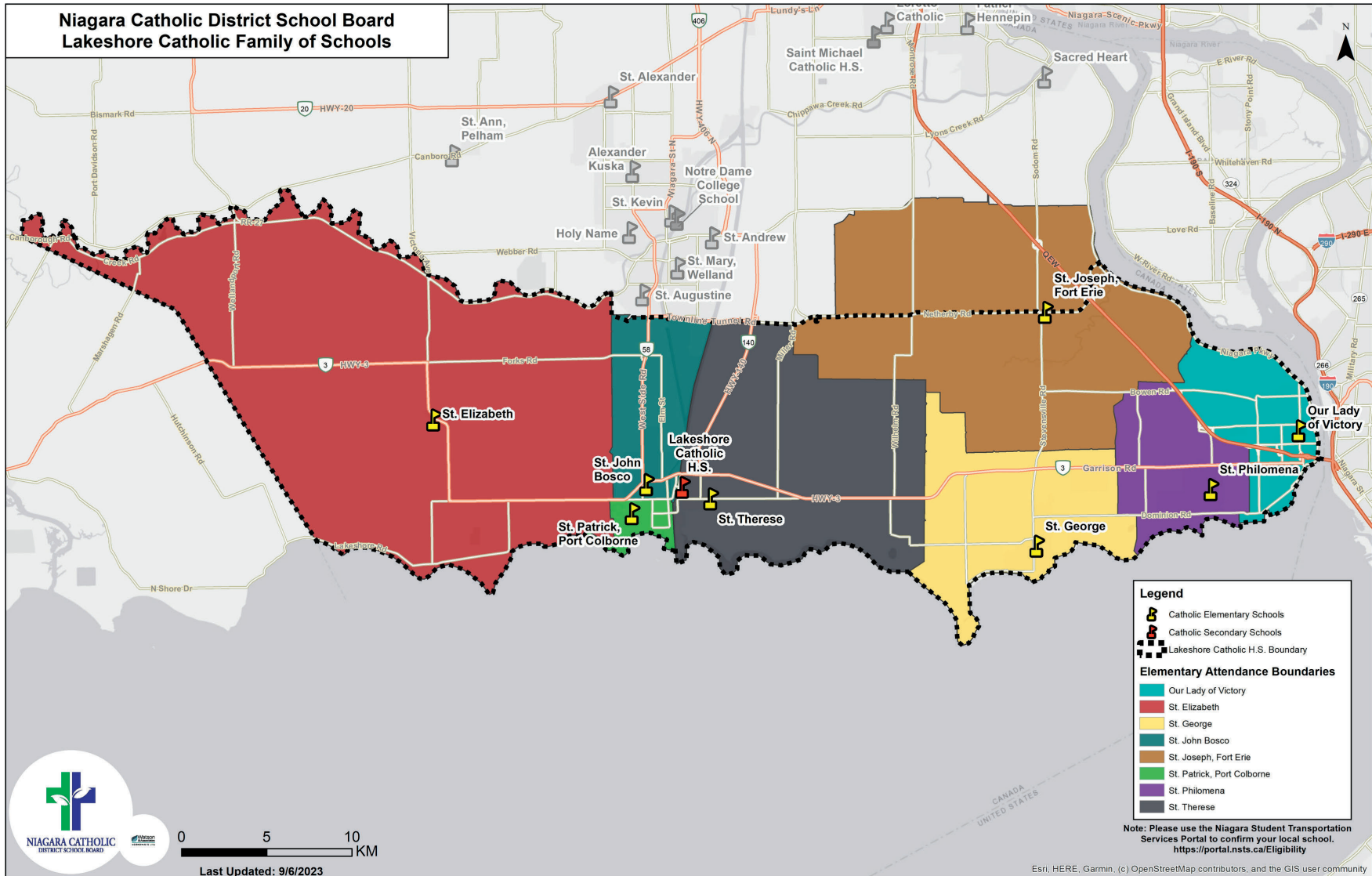
Long Term
(>5 Years)



Not Applicable



Lakeshore Catholic Family of Schools - Key Map





Overview

The Lakeshore Catholic Family of Schools includes the areas of Wainfleet, Port Colborne, and Fort Erie. There are eight (8) elementary schools in the Lakeshore Family of Schools and one (1) secondary school that all elementary schools feed into. St. Joseph CES in Fort Erie is a split feeder school, feeding into Lakeshore Catholic HS and Saint Michael CHS. Three of the schools fall within Port Colborne, four fall in Fort Erie, and one school falls in Wainfleet. All elementary schools offer Junior Kindergarten to Grade 8. Lakeshore CHS offers Grade 9 to Grade 12 programming.

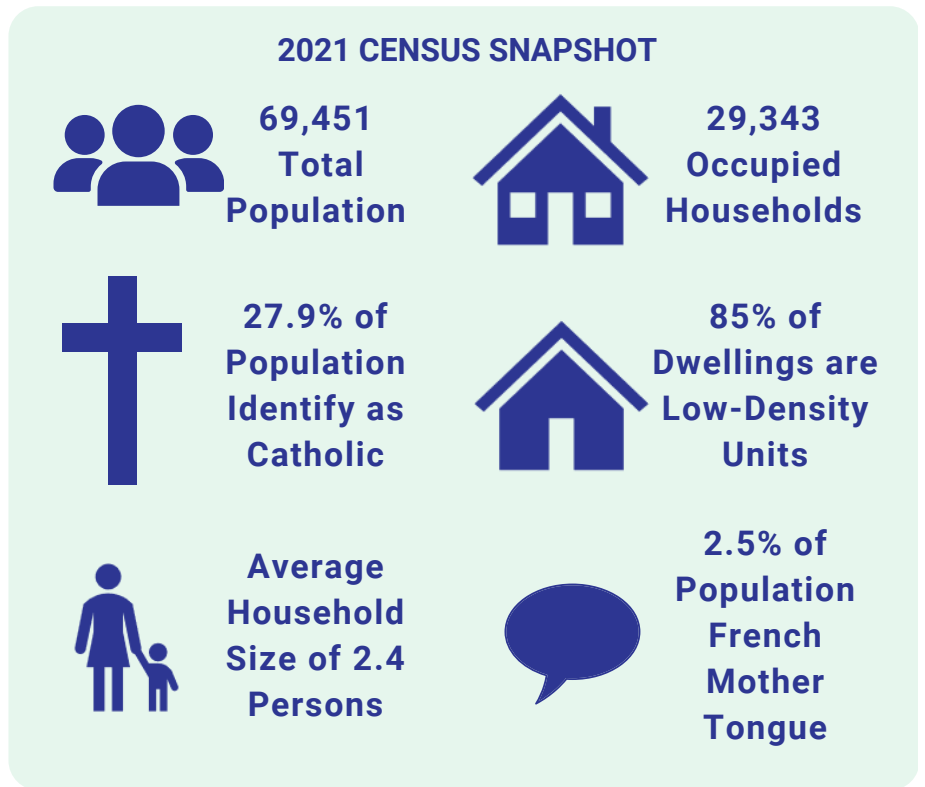
Enrolment Summary

Total elementary student enrolment in the Lakeshore Catholic Family of Schools was 1,480 as of October 31, 2023 and is expected to increase to 1,665 by 2028/29. There is one school (St. Philomena CES) where current enrolment exceeds facility capacity. Five schools (Our Lady of Victory CES, St. Elizabeth CES, St. John Bosco CES, St. Joseph CES, and St. Therese CES) are currently underutilized.

Lakeshore Catholic HS student enrolment was 657 as of October 31, 2023. Enrolment is expected to decline over the next 10 years.

Demographic Summary

The Lakeshore Catholic Family of Schools area has experienced growth over the last 10 year. The total population was 61,270 in 2021, an increase of 4,359 from 2016. The elementary aged population (4-13 years of age) accounts for 9.8% of the total area population (5,529) and the secondary aged population (14-18 years of age) accounts for 5.2% of the total area population (2,933).





Lakeshore Catholic Family of Schools - Elementary Panel

SNAPSHOT OF ENROLMENT PROJECTIONS

School	OTG	Historical 2022/23	Current 2023/24	Year 1 2024/25	Year 5 2028/29	Year 10 2033/34
Our Lady of Victory CES	507	254	274	266	278	296
St. Elizabeth CES	187	86	92	96	107	111
St. George CES	282	219	221	229	230	233
St. John Bosco CES	259	182	176	191	235	300
St. Joseph, Fort Erie CES	187	103	117	118	124	135
St. Patrick CES	164	140	156	158	186	222
St. Philomena CES	236	259	255	259	300	320
St. Therese CES	282	180	189	194	204	218
Total Elementary	2,104	1,423	1,480	1,511	1,665	1,835

2023/2024 SNAPSHOT



1,480
Elementary
Students



70%
Facility
Utilization



2
Portables



2,104
Pupil Places
in School
Facilities



French
Immersion
Program Not
Offered



33%
Students
Walking



55%
Students
Bussed

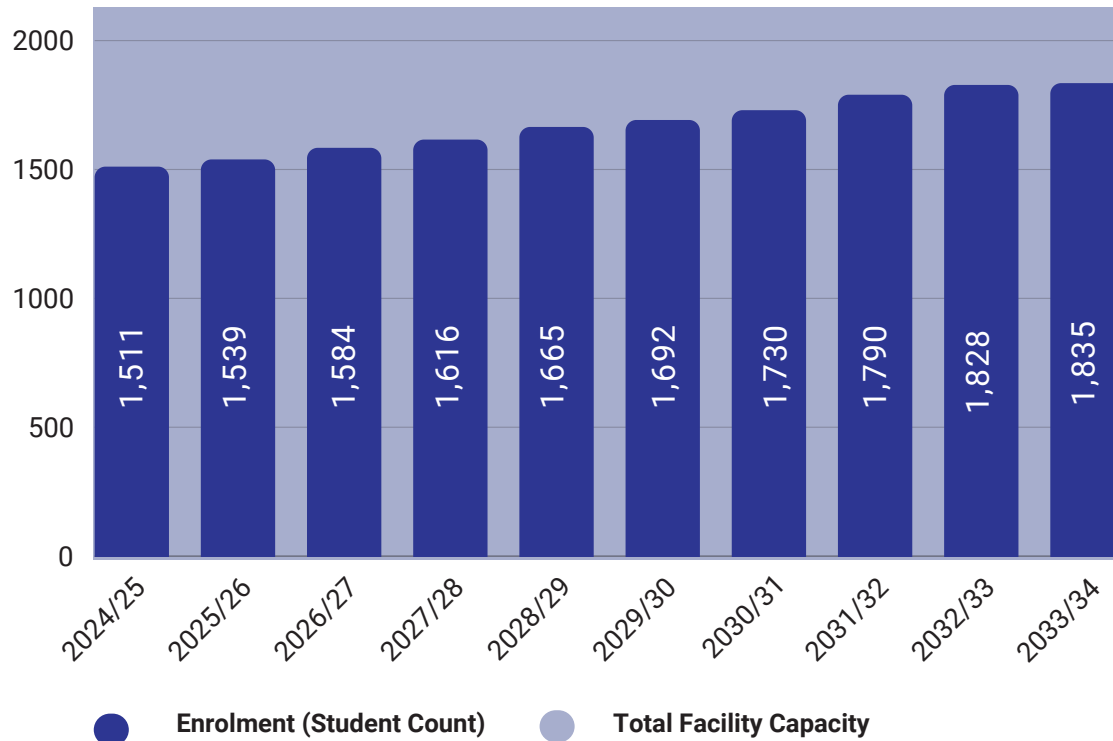


4.03km
Average
Travel
Distance



Lakeshore Catholic Family of Schools - Elementary Panel

PROJECTED STUDENT ENROLMENT VERSUS CAPACITY



Projected 5-Year Enrolment Trend

12% Increase

Projected 10-Year Enrolment Trend

24% Increase

Projected Enrolment Pattern

Increasing

Expected Enrolment Peak

2033

Total Existing Facility Capacity

2,104 Pupil Places



Lakeshore Catholic Family of Schools - Secondary Panel

SNAPSHOT OF ENROLMENT PROJECTIONS

School	OTG	Historical 2022/23	Current 2023/24	Year 1 2024/25	Year 5 2028/29	Year 10 2033/34
Lakeshore CHS	1,062	674	657	634	622	665

2023/2024 SNAPSHOT



657
Secondary
Students



62%
Facility
Utilization



2
Portables



1,062
Pupil Places
in School
Facility



French
Immersion
Program Not
Offered



8%
Students
Walking



84%
Students
Bussed

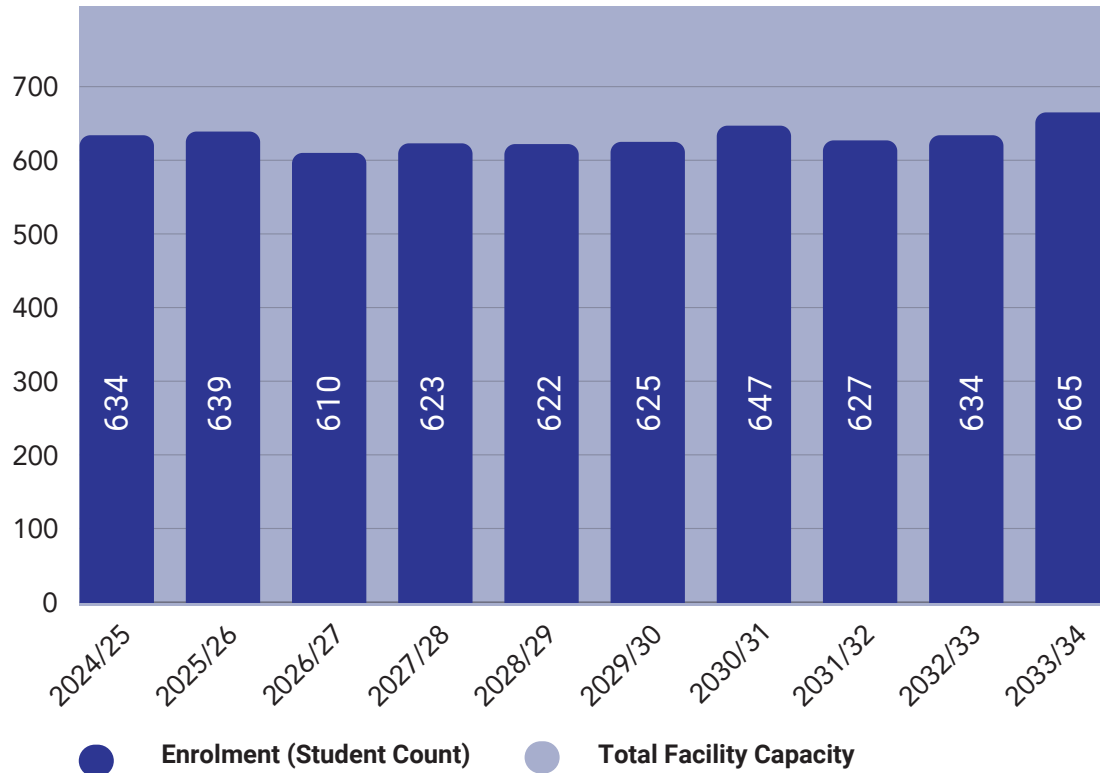


17.4km
Average
Student
Travel
Distance



Lakeshore Catholic Family of Schools - Secondary Panel

PROJECTED STUDENT ENROLMENT VERSUS CAPACITY



Projected 5-Year Enrolment Trend

↓ **5% Decrease**

Projected 10-Year Enrolment Trend

↑ **1% Increase**

Projected Enrolment Pattern

↑ **Increasing**

Expected Enrolment Peak

↗ **2033**

Total Existing Facility Capacity

🏫 **1,062 Pupil Places**



Lakeshore Catholic Family of Schools Outlook



STATUS QUO SCENARIO

The Status Quo Scenario reflects continuation of the existing accommodation situation without implementation of any recommendations.

ELEMENTARY PANEL

- The total facility utilization rate across elementary schools in the Lakeshore Catholic Family of Schools is projected to be approximately 87% by the end of the planning horizon. The total elementary pupil place surplus is expected to be 269 pupil places by 2033/34. St. Philomena CES is currently and will continue to operate above 100% facility utilization, St. Patrick CES and St. John Bosco CES are expected to operate above 100% over the 10-year planning horizon, while the other elementary schools in the Lakeshore Catholic Family of Schools are expected to operate below 100% facility utilization. Without an Attendance Area Review, the Lakeshore Catholic Family of Schools will continue to have imbalanced enrolments across elementary facilities.
- Grade 8 cohorts from St. Joseph CES would continue to be split by geography with students designated to attend either Lakeshore Catholic HS or Saint Michael CHS depending on place of residence.

SECONDARY PANEL

- The total facility utilization rate at Lakeshore Catholic HS is projected to be approximately 63% with a surplus of 397 secondary pupil places by 2033/34. Without an Attendance Area Review between Lakeshore Catholic HS and Saint Michael CHS, Lakeshore Catholic HS will continue to operate well below capacity.



Lakeshore Catholic Family of Schools Recommendations

**TIMING &
TOOL**

ACTION

- GOAL

MEDIUM TERM RECOMMENDATIONS (3 - 5 YEARS)



STUDY

Action: Initiate a Grade Structure Review that analyzes and assesses potential alternative grade configuration at all or some of the schools within the Lakeshore Catholic Family of Schools.

- Goal: Undertake consultation and evaluation of alternative grade structure configurations to better understand potential opportunities and limitations of application within this Family of Schools.



STUDY

Action: Initiate an Elementary and Secondary Attendance Area Review and include all schools within the Lakeshore Catholic Family of Schools.

- Goal: Better balance student enrolment across all school facilities within the Family of Schools, implement any potential grade structure changes, and reduce the need for interim accommodation measures.
- Goal: Better balance enrolment between Lakeshore Catholic HS and Saint Michael CHS.



PARTNER

Action: Explore local opportunities for partnership, collaboration, and cooperation.

- Goal: Engage with municipal partners, community organizations, and Parishes to identify opportunities for joint-use and co-location to better utilize surplus space within school facilities.



Short Term
(< 2 Years)



Medium Term
(2 - 5 Years)



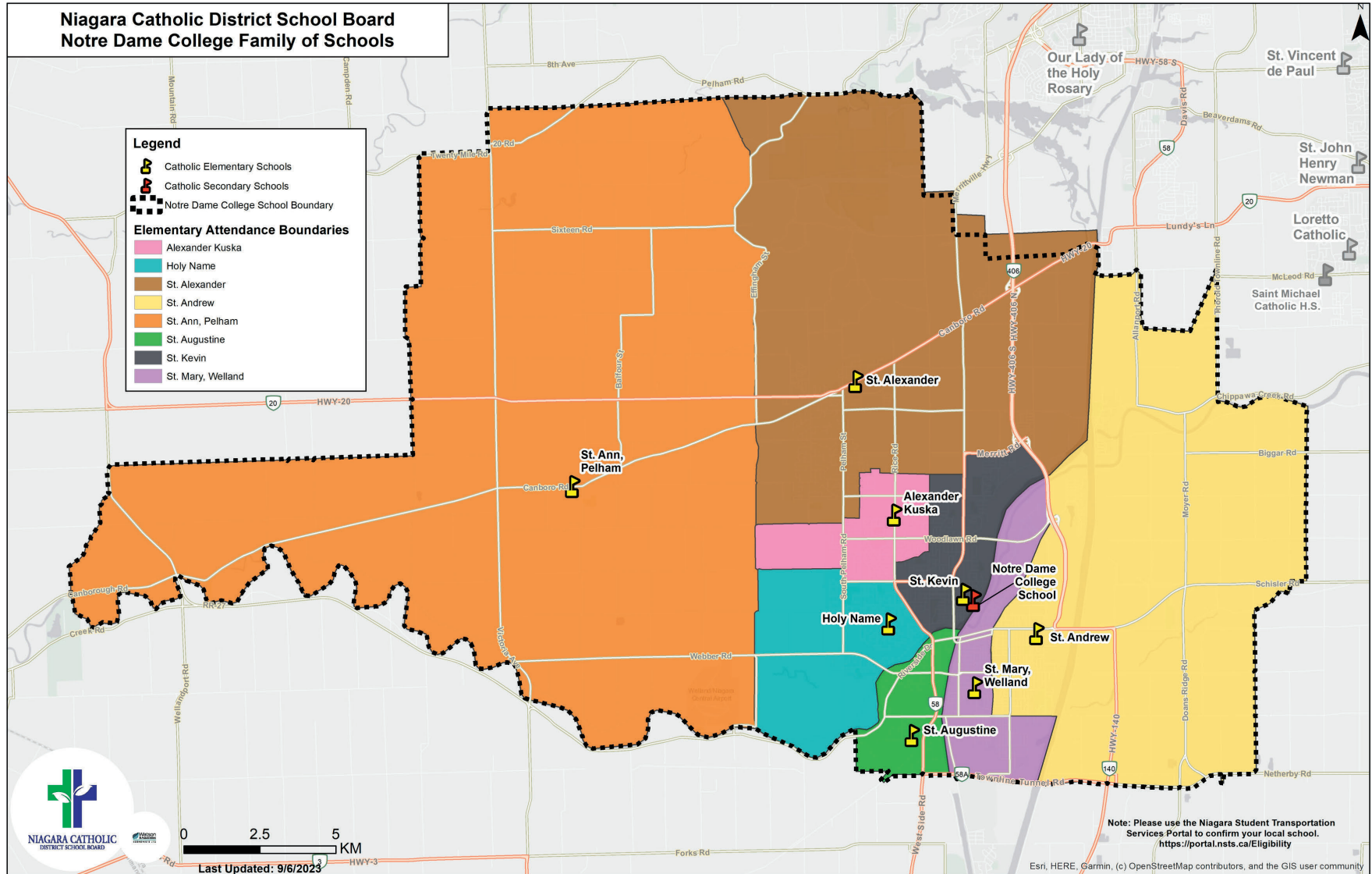
Long Term
(> 5 Years)



Not Applicable



Notre Dame Family of Schools - Key Map





Overview

The Notre Dame Family of Schools includes the areas of Pelham and Welland. There are eight (8) elementary schools in the Notre Dame Family of Schools and one (1) secondary school that all elementary schools feed into. Six of the schools fall within Welland and the remaining two schools fall in Pelham. All elementary schools offer Junior Kindergarten to Grade 8. Notre Dame CS offers Grade 9 to Grade 12 programming. There is one regional growth area located within the Notre Dame Family of Schools geography.

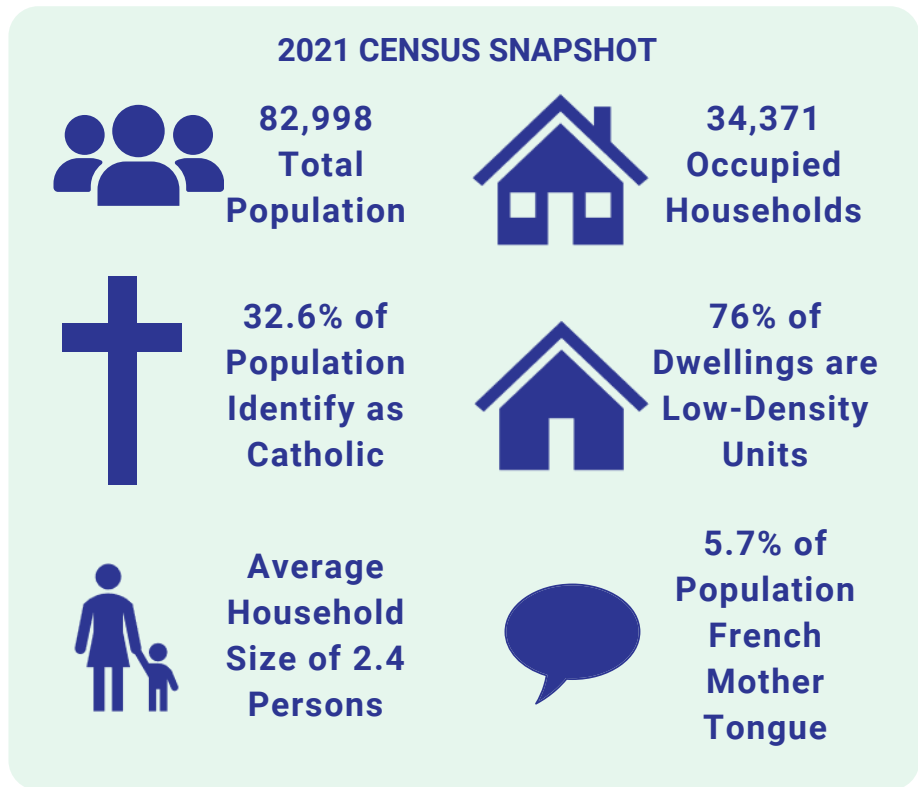
Enrolment Summary

Total elementary student enrolment in the Notre Dame Family of Schools was 2,551 as of October 31, 2023 and is expected to increase to 2,936 by 2028/29. There are two schools (Alexander Kuska CES and St. Alexander CES) where current enrolment exceeds facility capacity and these pressures are expected to continue over the planning horizon. St. Mary CES is currently underutilized.

Notre Dame College student enrolment was 1,082 as of October 31, 2023. Enrolment is expected to increase slightly over the next 10 years.

Demographic Summary

The Notre Dame Family of Schools area has experienced growth over the last 10 years. The total population was 82,998 in 2021, an increase of 6,709 from 2016. The elementary-aged population (4-13 years of age) accounts for 9.9% of the total area population (8,232) and the secondary-aged population (14-18 years of age) accounts for 5.3% of the total area population (4,385).





Notre Dame Family of Schools - Elementary Panel

SNAPSHOT OF ENROLMENT PROJECTIONS

School	OTG	Historical 2022/23	Current 2023/24	Year 1 2024/25	Year 5 2028/29	Year 10 2033/34
Alexander Kuska CES	481	482	499	526	667	767
Holy Name CES	423	400	424	415	410	461
St. Alexander CES	423	455	461	489	595	718
St. Andrew CES	400	290	315	327	321	315
St Ann, Fenwick CES	144	132	121	117	117	131
St. Augustine CES	236	168	165	169	166	160
St. Kevin CES	423	335	371	380	428	497
St Mary, Welland CES	435	167	195	206	231	242
Total Elementary	2,965	2,429	2,551	2,628	2,936	3,291

2023/2024 SNAPSHOT



2,551
Elementary
Students



86%
Facility
Utilization



3
Portables



2,965
Pupil Places
in School
Facilities



196 French
Immersion
Students



7%
Students
Walking



58%
Students
Bussed

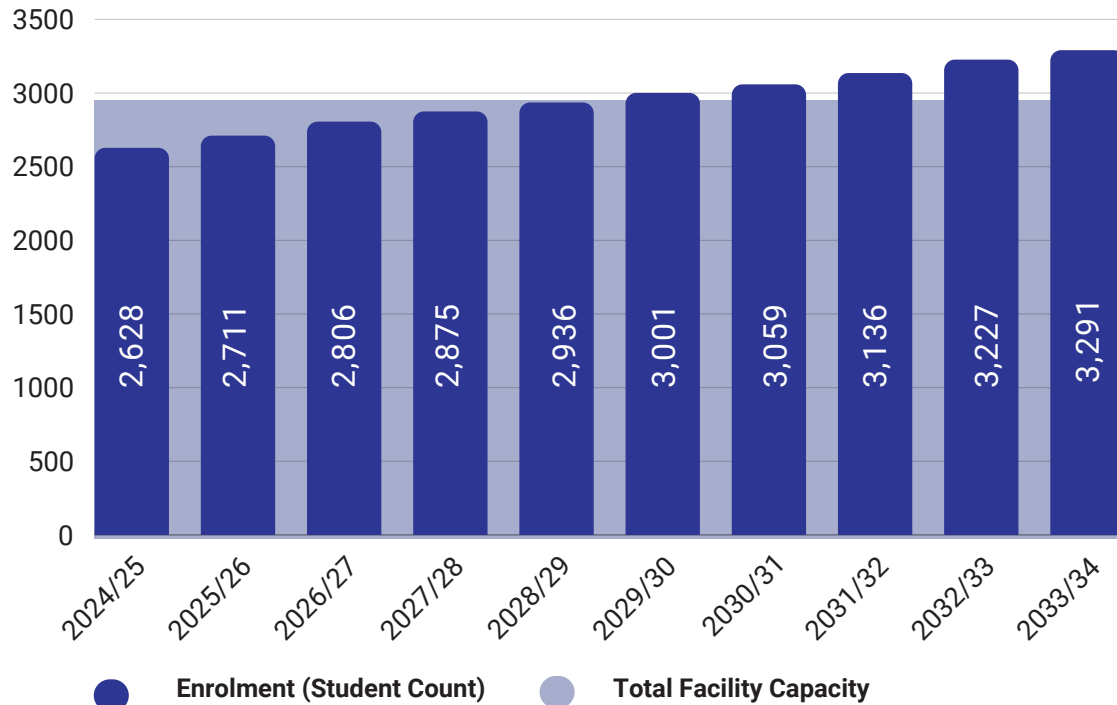


2.80km
Average
Travel
Distance



Notre Dame Family of Schools - Elementary Panel

PROJECTED STUDENT ENROLMENT VERSUS CAPACITY



Projected 5-Year Enrolment Trend

15% Increase

Projected 10-Year Enrolment Trend

29% Increase

Projected Enrolment Pattern

Increasing

Expected Enrolment Peak

2033

Total Existing Facility Capacity

2,965 Pupil Places



Notre Dame Family of Schools - Secondary Panel

SNAPSHOT OF ENROLMENT PROJECTIONS

School	OTG	Historical 2022/23	Current 2023/24	Year 1 2024/25	Year 5 2028/29	Year 10 2033/34
Notre Dame College	1,017	978	1,082	1,058	1,109	1,234

2023/2024 SNAPSHOT



1,082
Secondary
Students



106%
Facility
Utilization



5
Portables



1,017
Pupil Places
in School
Facility



16 French
Immersion
Students



11%
Students
Walking



82%
Students
Bussed

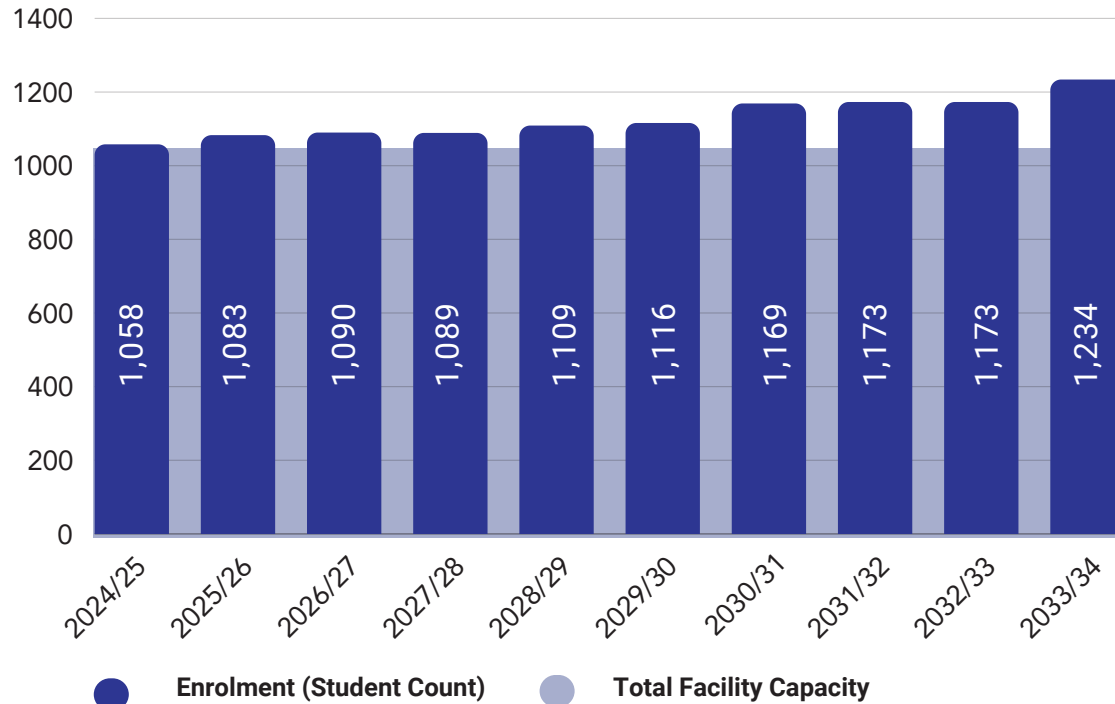


4.48km
Average
Travel
Distance



Notre Dame Family of Schools - Secondary Panel

PROJECTED STUDENT ENROLMENT VERSUS CAPACITY



Projected 5-Year Enrolment Trend

2% Increase

Projected 10-Year Enrolment Trend

14% Increase

Projected Enrolment Pattern

Increasing

Expected Enrolment Peak

2033

Total Existing Facility Capacity

1,017 Pupil Places



Notre Dame Family of Schools Outlook



STATUS QUO SCENARIO

The Status Quo Scenario reflects continuation of the existing accommodation situation without implementation of any recommendations.

ELEMENTARY PANEL

- The total facility utilization rate across elementary schools in the Notre Dame Family of Schools is projected to be approximately 111% by the end of the planning horizon. The total elementary pupil place deficit is expected to be 326 pupil places by 2033/34. Interim accommodation measures, such as portable classrooms, will be required to provide additional capacity.

SECONDARY PANEL

- The total facility utilization rate at Notre Dame College is projected to be approximately 120% with a deficit of 199 secondary pupil places by 2033/34. Interim accommodation measures, such as portable classrooms, will be required to provide additional capacity.



Notre Dame Family of Schools Recommendations

**TIMING &
TOOL**

ACTION

- GOAL

SHORT TERM RECOMMENDATION (1 - 2 YEARS)



CONSTRUCT

Action: Pursue funding to facilitate expansion of the existing Alexander Kuska CES or St. Alexander CES school facility.

- Goal: Secure resources to increase elementary school facility capacity in response to existing and projected enrolment pressures across the Notre Dame Family of Schools.

MEDIUM TERM RECOMMENDATION (3 - 5 YEARS)



PARTNER

Action: Explore local opportunities for partnership, collaboration, and cooperation.

- Goal: Engage with municipal partners, community organizations, and Parishes to identify future opportunities for joint-use, co-location, and co-building.



MONITOR

Action: Monitor the Regional Growth Area identified within the Notre Dame Family of Schools.

- Goal: Monitor strategic growth area and, if required, adjust action plans for student accommodation within the Notre Dame Family of Schools.

LONG TERM RECOMMENDATION (BEYOND 5 YEARS)



STUDY

Action: Undertake a Pupil Accommodation Review.

- Goal: Initiate a community consultation and review process to collect input and feedback on alternative options for student accommodation within this Family of Schools.



Short Term
(< 2 Years)



Medium Term
(2 -5 Years)



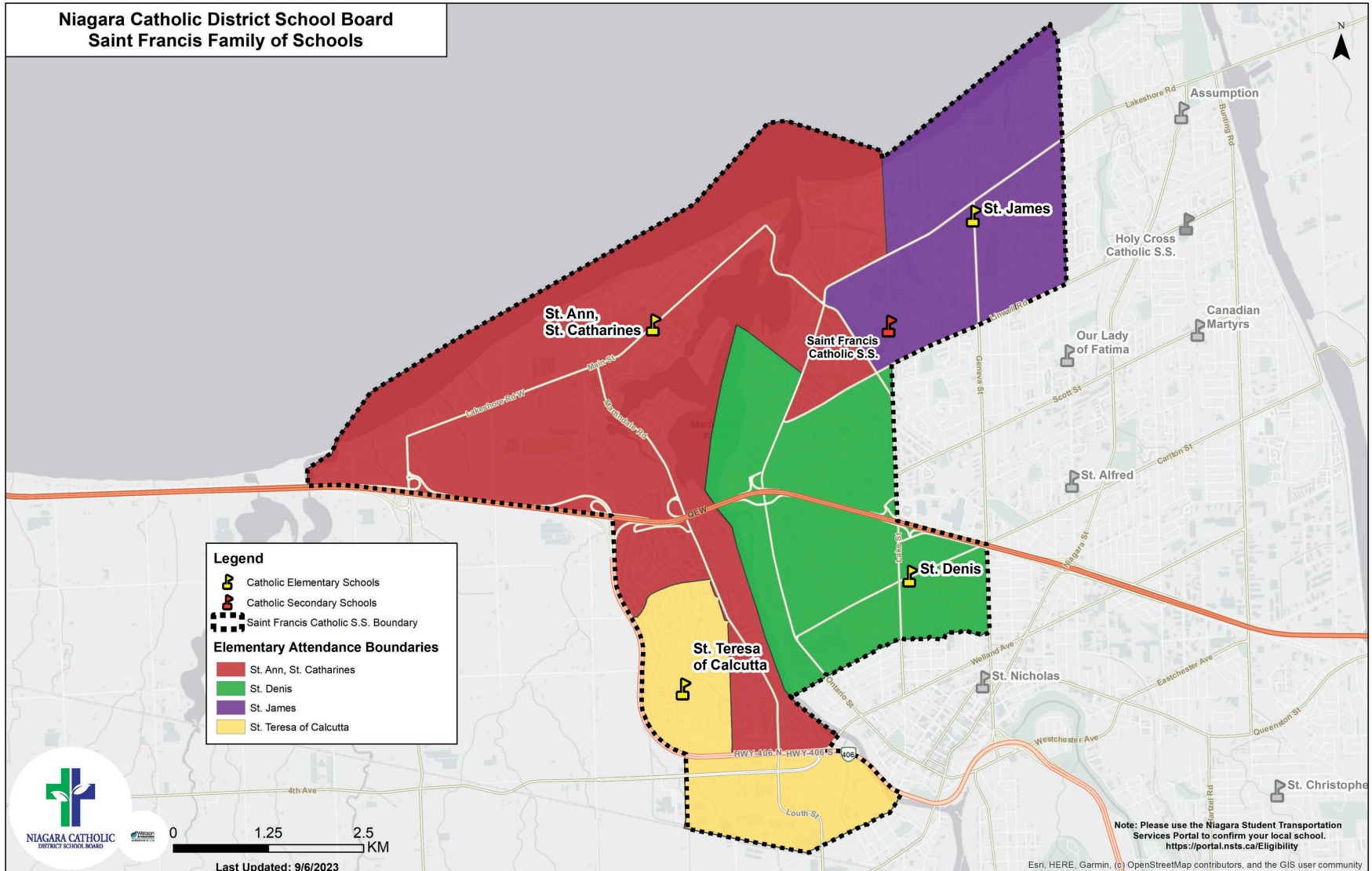
Long Term
(>5 Years)



Not Applicable



Saint Francis Family of Schools - Key Map





Overview

The Saint Francis Family of Schools includes the area of north St. Catharines. There are four (4) elementary schools in the Saint Francis Family of Schools and one (1) secondary school that all elementary schools feed into. All of the schools fall within the St. Catharines city boundary. All elementary schools offer Junior Kindergarten to Grade 8. Saint Francis CSS offers Grade 9 to Grade 12 programming. A Major Transit Station Area is located within this area of St.Catharines.

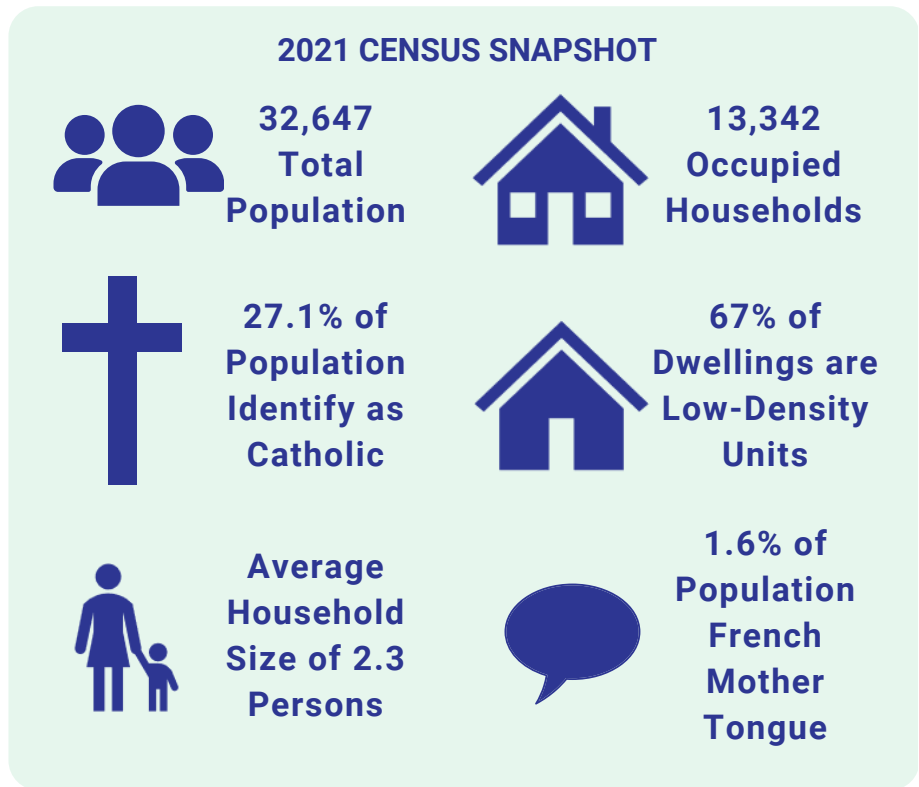
Enrolment Summary

Total elementary student enrolment in the Saint Francis Family of Schools was 1,037 as of October 31, 2023 and is expected to decrease to 1,002 by 2028/29. All elementary schools within this area are currently underutilized.

Saint Francis CSS' enrolment was 535 as of October 31, 2023 and enrolment is expected to decline to 479 students by 2028/29.

Demographic Summary

The Saint Francis Family of Schools area has remained stable over the last 20 years. The total population was 32,647 in 2021, a decrease of 562 from 2016. The elementary-aged population (4-13 years of age) accounts for 10.5% of the total area population (3,416) and the secondary-aged population (14-18 years of age) accounts for 5.1% of the total area population (1,679).





Saint Francis Family of Schools - Elementary Panel

SNAPSHOT OF ENROLMENT PROJECTIONS

School	OTG	Historical 2022/23	Current 2023/24	Year 1 2024/25	Year 5 2028/29	Year 10 2033/34
St Ann, St. Catharines CES	389	338	333	326	302	295
St. Denis CES	366	291	283	293	281	274
St. James CES	259	192	196	185	176	185
St. Teresa of Calcutta CES	329	227	225	225	243	246
Total Elementary	1,343	1,048	1,037	1,028	1,002	1,000

2023/2024 SNAPSHOT



1,037
Elementary
Students



77%
Facility
Utilization



1
Portable



1,343
Pupil Places
in School
Facilities



**French
Immersion
Program Not
Offered**



49%
Students
Walking



27%
Students
Bussed

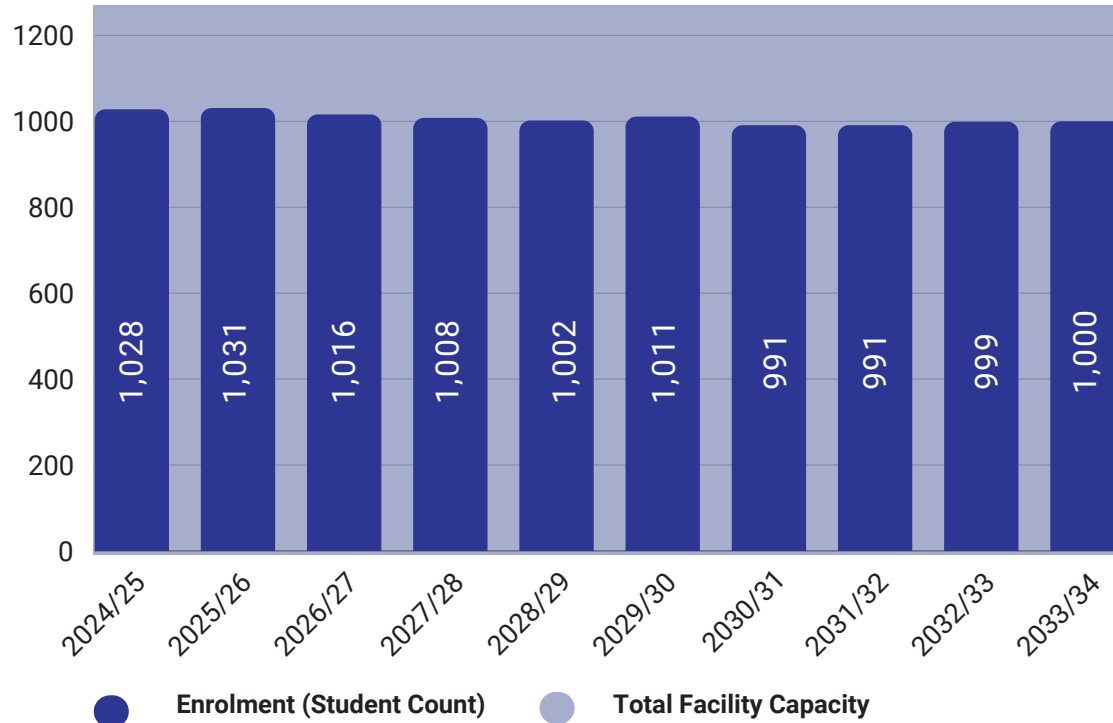


1.94km
Average
Student
Travel
Distance



Saint Francis Family of Schools - Elementary Panel

PROJECTED STUDENT ENROLMENT VERSUS CAPACITY



Projected 5-Year Enrolment Trend

↓ **3% Decrease**

Projected 10-Year Enrolment Trend

↓ **3% Decrease**

Projected Enrolment Pattern

↓ **Decreasing**

Expected Enrolment Peak

↗ **2025**

Total Existing Facility Capacity

 **1,343 Pupil Places**



Saint Francis Family of Schools - Secondary Panel

SNAPSHOT OF ENROLMENT PROJECTIONS

School	OTG	Historical 2022/23	Current 2023/24	Year 1 2024/25	Year 5 2028/29	Year 10 2033/34
St. Francis CSS	441	531	535	519	479	464

2023/2024 SNAPSHOT



535
Secondary
Students



121%
Facility
Utilization



7
Portables



441
Pupil Places
in School
Facility



French
Immersion
Program Not
Offered



27%
Students
Walking



51%
Students
Bussed

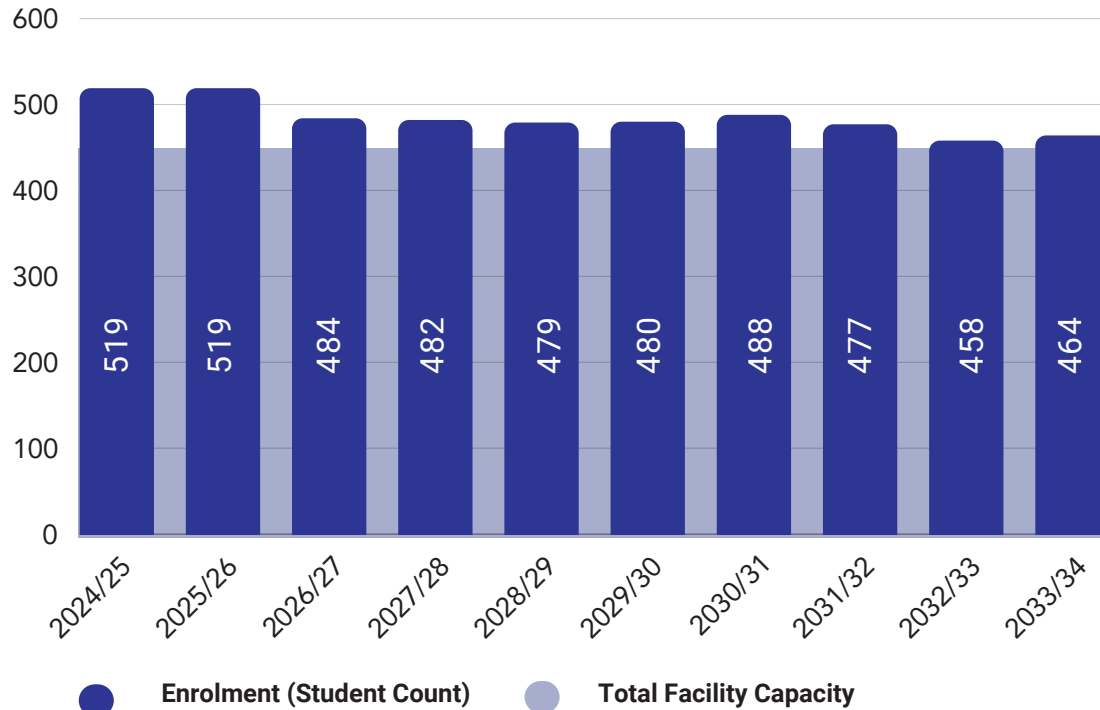


3.84km
Average
Student
Travel
Distance



Saint Francis Family of Schools - Secondary Panel

PROJECTED STUDENT ENROLMENT VERSUS CAPACITY



Projected 5-Year Enrolment Trend

↓ **10% Decrease**

Projected 10-Year Enrolment Trend

↓ **13% Decrease**

Projected Enrolment Pattern

↓ **Decreasing**

Expected Enrolment Peak

↗ **2024/2025**

Total Existing Facility Capacity

🏫 **441 Pupil Places**



Saint Francis Family of Schools Outlook



STATUS QUO SCENARIO

The Status Quo Scenario reflects continuation of the existing accommodation situation without implementation of any recommendations.

ELEMENTARY PANEL

- The total facility utilization rate across elementary schools in the Saint Francis Family of Schools is projected to be approximately 74% by the end of the planning horizon. A surplus of 343 elementary pupil places is expected by 2033/34.

SECONDARY PANEL

- The total facility utilization rate at Saint Francis CSS is projected to be approximately 105% with a deficit of 23 secondary pupil places by 2033/34. Without an Attendance Area Review between Saint Francis CSS and Holy Cross CSS, Saint Francis CSS will continue to operate above capacity.



Saint Francis Family of Schools Recommendations

**TIMING &
TOOL**

ACTION

- GOAL

SHORT TERM RECOMMENDATION (1 - 2 YEARS)



STUDY

Initiate a Secondary Attendance Area Review between Holy Cross CSS and Saint Francis CSS.

- Goal: Better balance student enrolment across both secondary school facilities.



MONITOR

Action: Monitor the Major Transit Station Area identified within the Saint Francis Family of Schools.

- Goal: Monitor this strategic growth area and, if required, adjust action plans for student accommodation within the Saint Francis Family of Schools.

LONG TERM RECOMMENDATION (BEYOND 5 YEARS)



STUDY

Action: Undertake a Pupil Accommodation Review.

- Goal: Initiate a community consultation and review process to collect input and feedback on alternative options for secondary student accommodation within this Family of Schools.



Short Term
(< 2 Years)



Medium Term
(2 -5 Years)



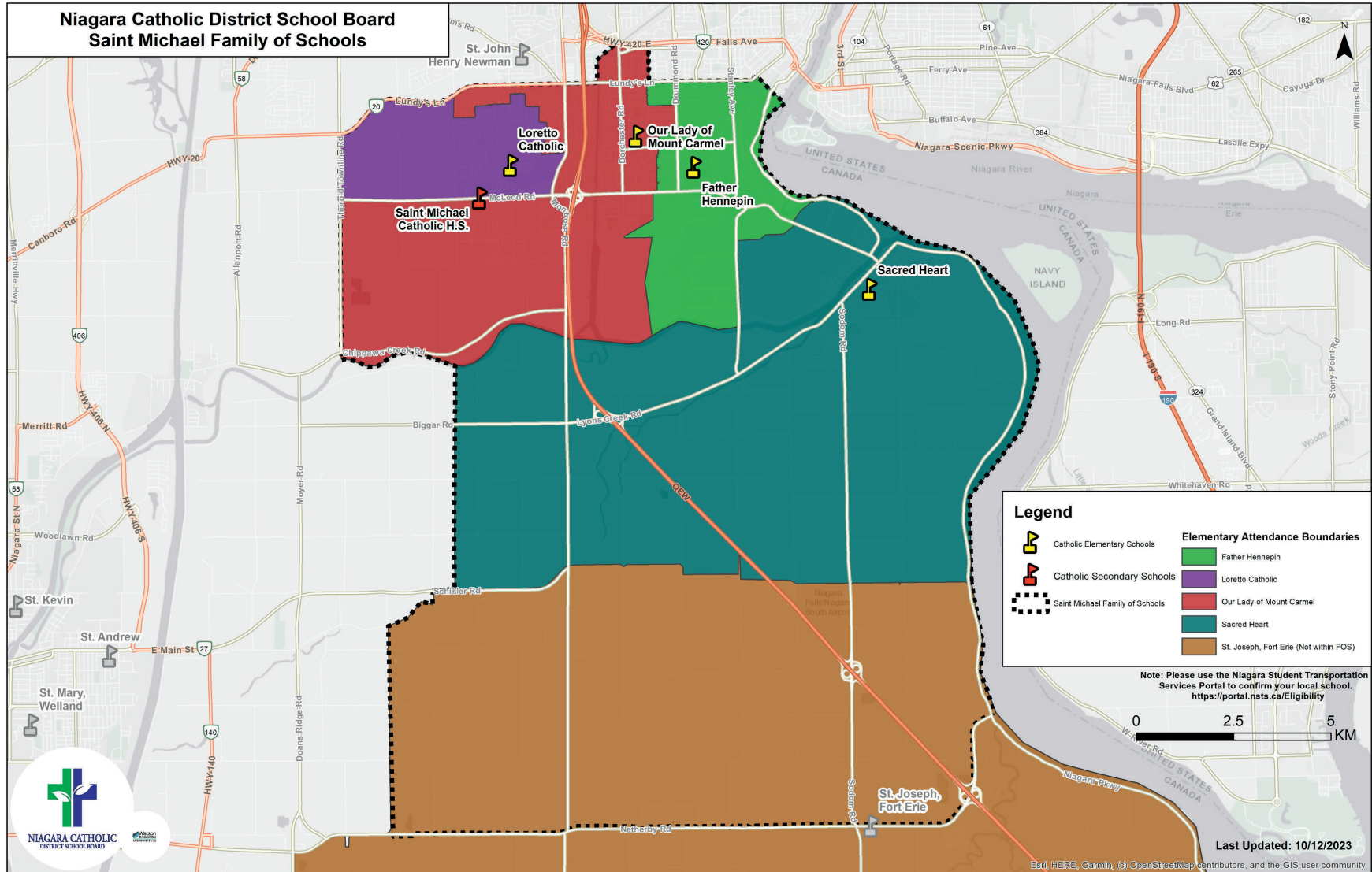
Long Term
(>5 Years)



Not Applicable



Saint Michael Family of Schools - Key Map





Overview

The Saint Michael Family of Schools includes the area of south Niagara Falls. There are four (4) elementary schools in the Saint Michael Family of Schools and one (1) secondary school that all elementary schools feed into. St. Joseph CES in Fort Erie is a split feeder school, feeding into Lakeshore Catholic HS and Saint Michael CHS. All of the schools fall within the Niagara Falls city boundary. All elementary schools offer Junior Kindergarten to Grade 8. Saint Michael CHS offers Grade 9 to Grade 12 programming. There is one regional growth area identified within this area of Niagara Falls.

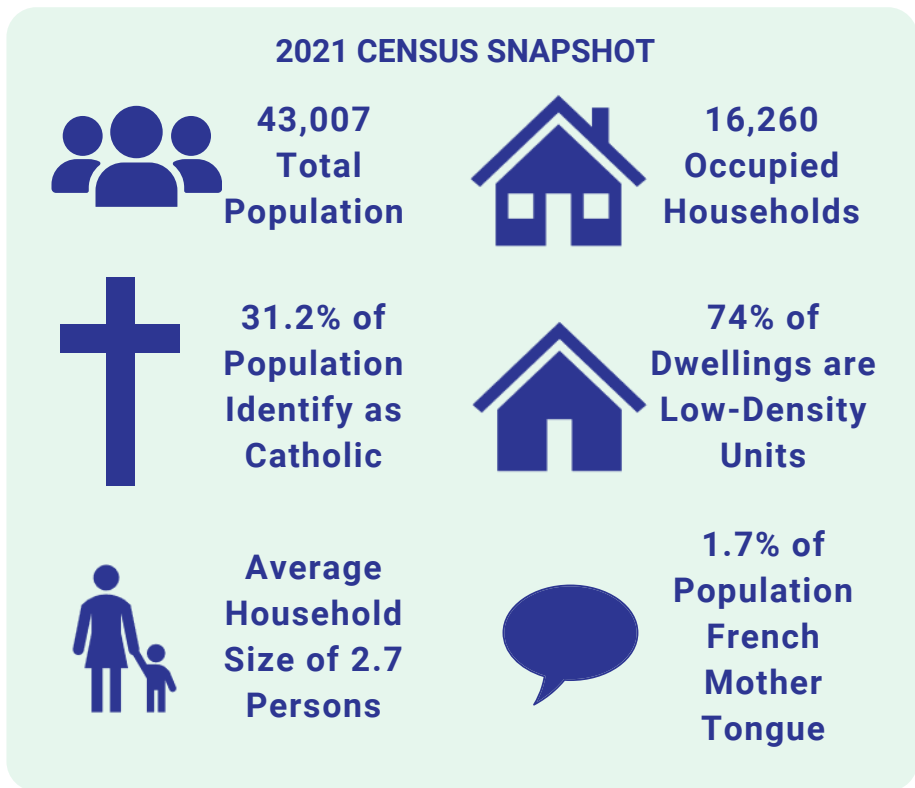
Enrolment Summary

Total elementary student enrolment in the Saint Michael Family of Schools was 1,792 as of October 31, 2023 and is expected to increase to 2,284 by 2028/29. There are three schools (Father Hennepin CES, Loretto Catholic CES, and Our Lady of Mount Carmel CES) where current enrolment exceeds school facility capacity and these pressures are expected to be sustained over the planning horizon.

Saint Michael CHS student enrolment was 1,105 as of October 31, 2023. Enrolment is expected to increase over the next 10 years.

Demographics Summary

The Saint Michael Family of Schools area has experienced growth over the last 10-year. Total population was 43,007 in 2021, an increase of 5,812 from 2016. The elementary-aged population (4-13 years of age) accounts for 11.4% of the total area population (4,910) and the secondary-aged population (14-18 years of age) accounts for 5.9% of the total area population (2,519).





Saint Michael Family of Schools - Elementary Panel

SNAPSHOT OF ENROLMENT PROJECTIONS

School	OTG	Historical 2022/23	Current 2023/24	Year 1 2024/25	Year 5 2028/29	Year 10 2033/34
Father Hennepin CES	282	296	305	338	472	579
Loretto CES	392	441	410	392	376	450
Our Lady of Mount Carmel CES	550	725	776	832	1,025	1,074
Sacred Heart CES	305	285	301	325	411	507
Total Elementary	1,529	1,747	1,792	1,887	2,284	2,611

2023/2024 SNAPSHOT



1,792
Elementary
Students



117%
Facility
Utilization



17
Portables



1,529
Pupil Places
in School
Facilities



177 French
Immersion
Students



38%
Students
Walking



47%
Students
Bussed

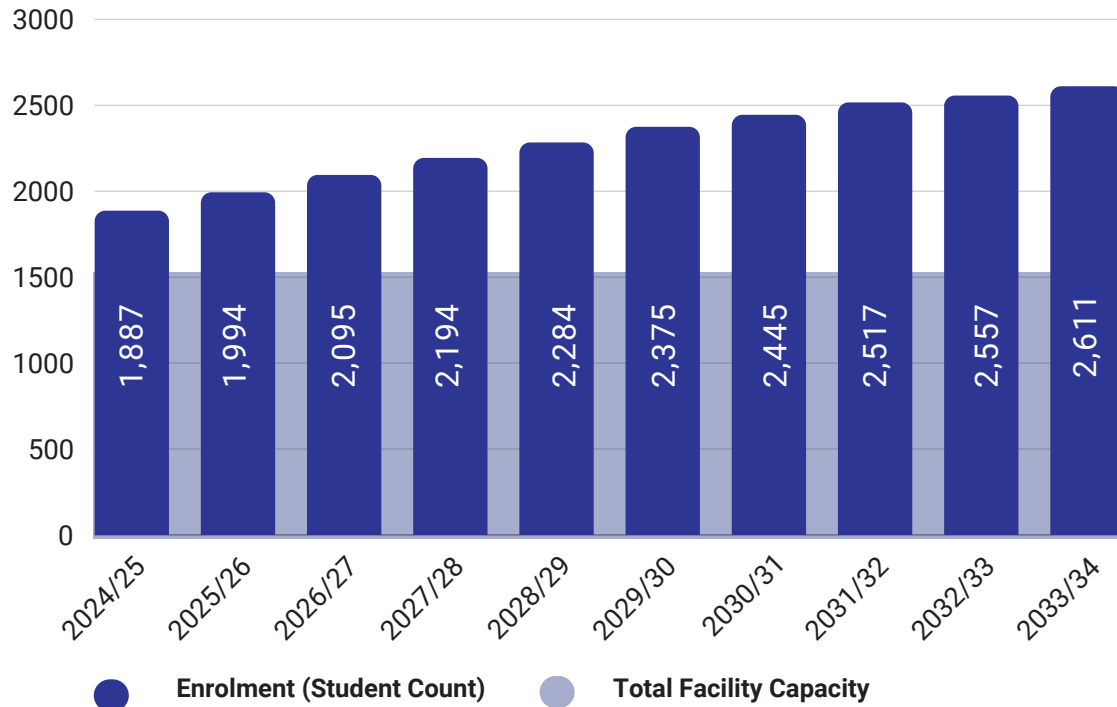


2.24km
Average
Travel
Distance



Saint Michael Family of Schools - Elementary Panel

PROJECTED STUDENT ENROLMENT VERSUS CAPACITY



Projected 5-Year Enrolment Trend

27% Increase

Projected 10-Year Enrolment Trend

46% Increase

Projected Enrolment Pattern

Increasing

Expected Enrolment Peak

2033

Total Existing Facility Capacity

1,529 Pupil Places



Saint Michael Family of Schools - Secondary Panel

SNAPSHOT OF ENROLMENT PROJECTIONS

School	OTG	Historical 2022/23	Current 2023/24	Year 1 2024/25	Year 5 2028/29	Year 10 2033/34
Saint Michael CHS	954	1,030	1,105	1,158	1,432	1,623

2023/2024 SNAPSHOT



1,105
Secondary
Students



116%
Facility
Utilization



4
Portables



954
Pupil Places
in School
Facility



**French
Immersion
Program Not
Offered**



45%
Students
Walking



49%
Students
Bussed

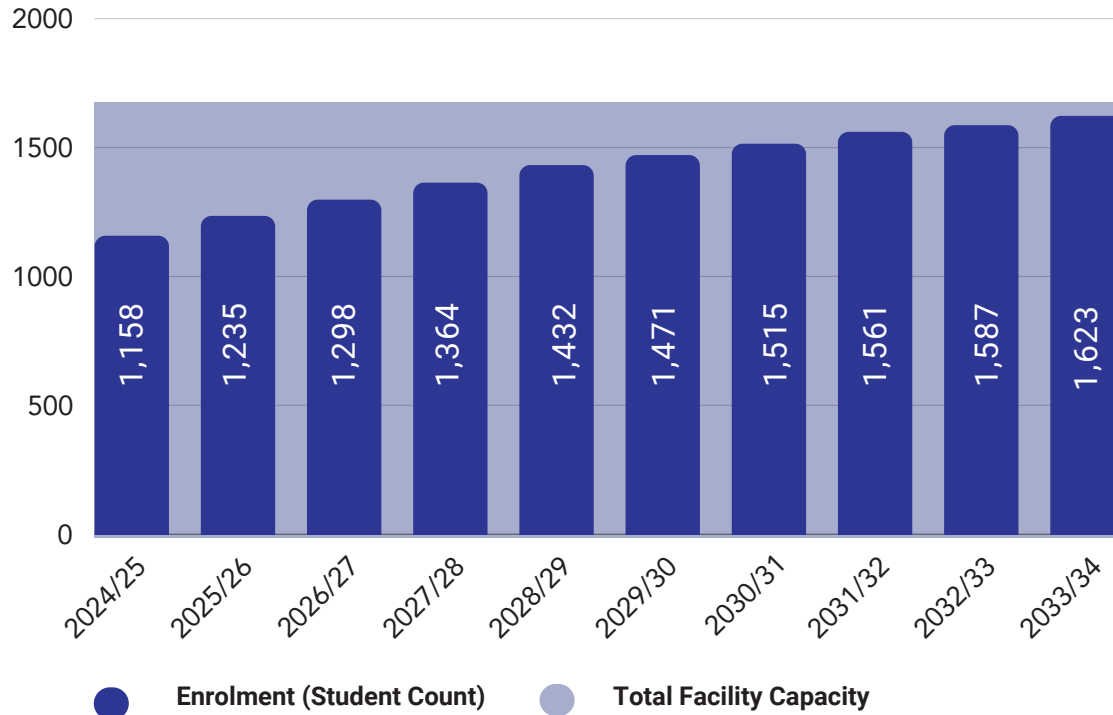


3.94km
Average
Travel
Distance



Saint Michael Family of Schools - Secondary Panel

PROJECTED STUDENT ENROLMENT VERSUS CAPACITY



Projected 5-Year Enrolment Trend

30% Increase

Projected 10-Year Enrolment Trend

47% Increase

Projected Enrolment Pattern

Increasing

Expected Enrolment Peak

2033

Total Existing Facility Capacity

954 Pupil Places



Saint Michael Family of Schools Outlook



STATUS QUO SCENARIO

The Status Quo Scenario reflects continuation of the existing accommodation situation without implementation of any recommendations.

ELEMENTARY PANEL

- The total facility utilization rate across elementary schools in the Saint Michael Family of Schools is projected to be approximately 171% by the end of the planning horizon. The total elementary pupil place deficit is expected to be 1,082 pupil places by 2033/34. Interim accommodation measures, such as portable classrooms, will be required to provide additional capacity. Without approval and construction of a new elementary school facility and/or the Niagara Falls-wide Attendance Area Review, interim accommodation measures, such as portable classrooms, will be required to provide additional capacity.
- Grade 8 cohorts from St. Joseph CES would continue to be split by geography with students designed to attend either Saint Michael CHS or LakeShore Catholic HS depending on place of residence.

SECONDARY PANEL

- The total facility utilization rate at Saint Michael CHS is projected to be approximately 170% with a deficit of 669 secondary pupil places by 2033/34. Without approval and construction of an addition to Saint Michel CSS and/or an secondary attendance area review, interim accommodation measures, such as portable classrooms, will be required to provide additional capacity.



Saint Michael Family of Schools Recommendations

**TIMING &
TOOL**

ACTION

- GOAL

SHORT TERM RECOMMENDATION (1 - 2 YEARS)



CONSTRUCT

Action: Pursue funding to facilitate construction of a new elementary school facility and an addition to the existing Saint Michael CSS facility.

- Goal: Secure resources to increase elementary and secondary school facility capacities in response to existing and projected enrolment pressures.



STUDY

Action: Initiate an Niagara Falls-wide Elementary Attendance Area Review and include all elementary schools within the Saint Michael Family of Schools and the Saint Paul Family of Schools.

- Goal: Better balance student enrolment across elementary school facilities within the City of Niagara Falls.
- Goal: Establish a future elementary attendance area for a new South Niagara Falls Catholic Elementary School.



MONITOR

Action: Monitor the Regional Growth Area identified within the Saint Michael Family of Schools.

- Goal: Monitor this strategic growth area and, if required, adjust action plans for student accommodation within the Saint Michael Family of Schools.



PARTNER

Action: Explore local opportunities for partnership, collaboration, and cooperation.

- Goal: Engage with municipal partners, community organizations, and Parishes to identify future opportunities for joint-use, co-location, and co-building.



Short Term
(< 2 Years)



Medium Term
(2 -5 Years)



Long Term
(>5 Years)



Not Applicable



Saint Michael Family of Schools Recommendations

**TIMING &
TOOL**

ACTION

- GOAL

MEDIUM TERM RECOMMENDATIONS (3 - 5 YEARS)



STUDY

Action: Initiate a Secondary Attendance Area Review between Lakeshore Catholic HS and Saint Michael CHS.

- Goal: Capture St. Joseph CES within one secondary attendance area.
- Goal: Better balance student enrolment across both secondary school facilities.



Overview

The Saint Paul Family of Schools includes the area of south Niagara Falls. There are seven (7) elementary schools in the Saint Paul Family of Schools and one (1) secondary school that all elementary schools feed into. All of the schools fall within the Niagara Falls city boundary. All elementary schools offer Junior Kindergarten to Grade 8. Saint Paul CHS offers Grade 9 to Grade 12 programming. There is one regional growth area identified within this area of Niagara Falls.

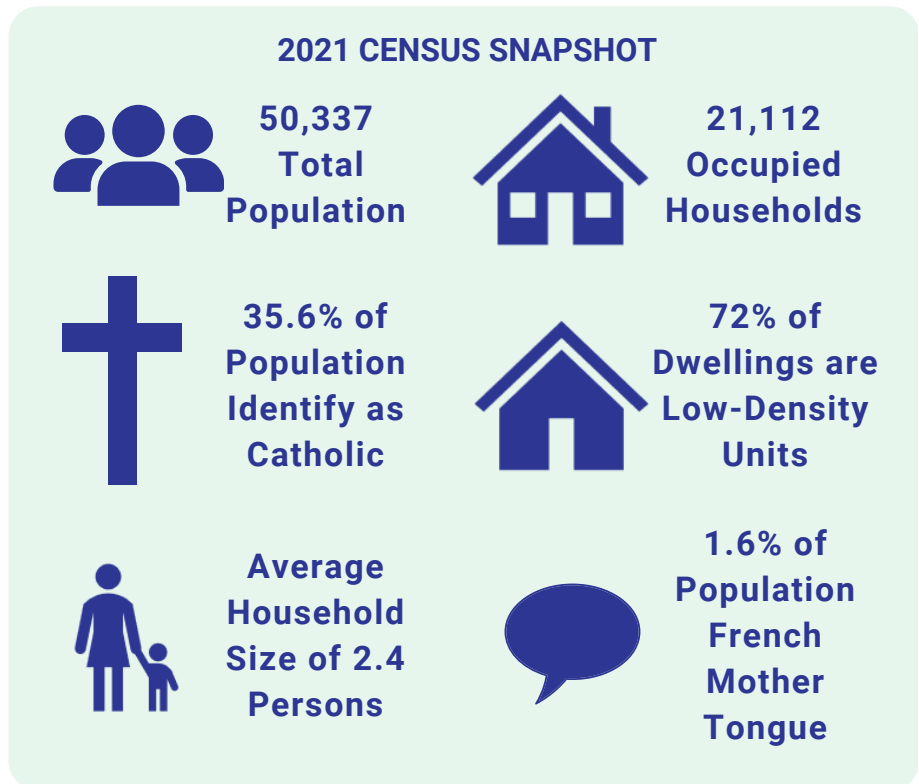
Enrolment Summary

Total elementary student enrolment in the Saint Paul Family of Schools was 2,026 as of October 31, 2023 and is expected to increase to 2,185 by 2028/29. There is one school (Notre Dame CES) where current enrolment exceeds school facility capacity and this pressure is expected to be sustained over the planning horizon. Two schools (St. Gabriel Lalemant CES and St. Patrick CES) are currently underutilized.

Saint Paul CHS student enrolment was 740 in as of October 31, 2023. Enrolment is expected to decline over the next 10 years.

Demographics Summary

The Saint Paul Family of Schools area has remained stable stagnant 10 year. The total population was 50,337 in 2021, an increase of 584 from 2016. The elementary-aged population (4-13 years of age) accounts for 9.1% of the total area population (4,605) and the secondary-aged population (14-18 years of age) accounts for 4.9% of the total area population (2,480).





Saint Paul Family of Schools - Elementary Panel

SNAPSHOT OF ENROLMENT PROJECTIONS

School	OTG	Historical 2022/23	Current 2023/24	Year 1 2024/25	Year 5 2028/29	Year 10 2033/34
Mary Ward CES	426	381	362	377	395	448
Notre Dame CES	259	311	366	407	538	608
St. Gabriel Lalemant CES	236	151	163	165	162	147
St. John Henry Newman CES	518	479	485	465	390	300
St Mary, Niagara Falls CES	236	222	235	237	252	238
St Patrick, Niagara Falls CES	305	173	180	177	192	199
St. Vincent de Paul CES	331	208	235	250	256	248
Total Elementary	2,311	1,925	2,026	2,078	2,185	2,188

2023/2024 SNAPSHOT




2,026
Elementary
Students



88%
Facility
Utilization



8
Portables



2,311
Pupil Places
in School
Facilities



158 French
Immersion
Students



37%
Students
Walking



33%
Students
Bussed

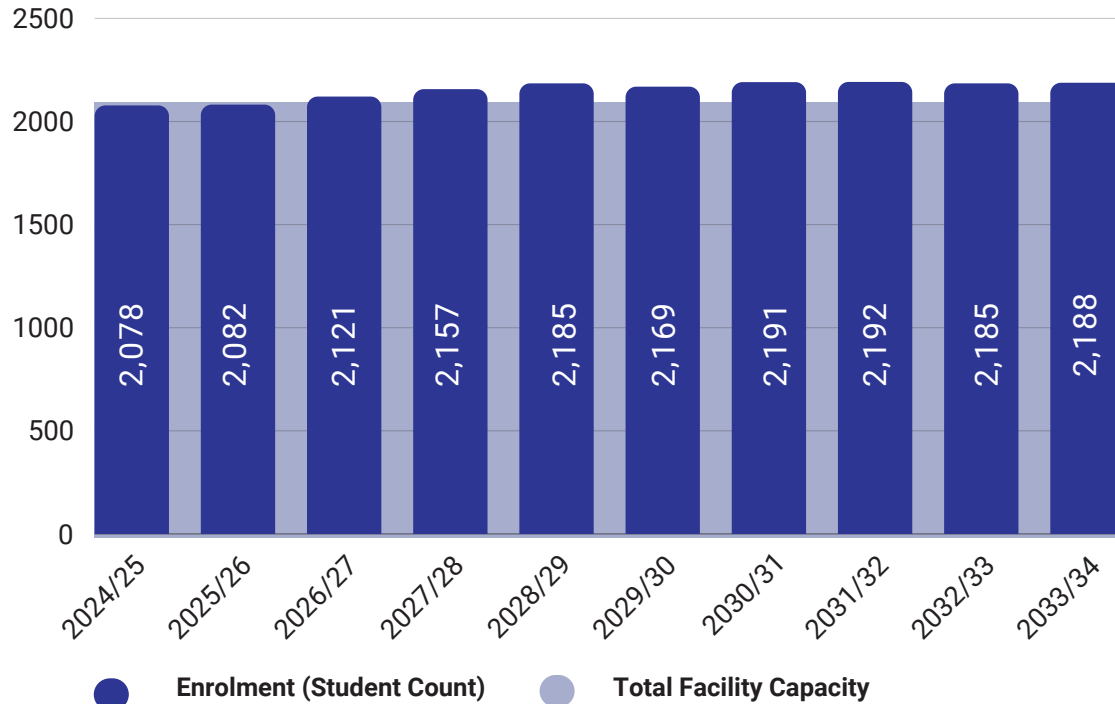


2.78km
Average
Student
Travel
Distance



Saint Paul Family of Schools - Elementary Panel

PROJECTED STUDENT ENROLMENT VERSUS CAPACITY



Projected 5-Year Enrolment Trend

8% Increase

Projected 10-Year Enrolment Trend

8% Increase

Projected Enrolment Pattern

Stable

Expected Enrolment Peak

2031

Total Existing Facility Capacity

2,311 Pupil Places



Saint Paul Family of Schools - Secondary Panel

SNAPSHOT OF ENROLMENT PROJECTIONS

School	OTG	Historical 2022/23	Current 2023/24	Year 1 2024/25	Year 5 2028/29	Year 10 2033/34
Saint Paul CHS	795	643	740	739	794	872

2023/2024 SNAPSHOT



740
Secondary
Students



93%
Facility
Utilization



1
Portable



795
Pupil Places
in School
Facility



46 French
Immersion
Students



25%
Students
Walking



62%
Students
Bussed

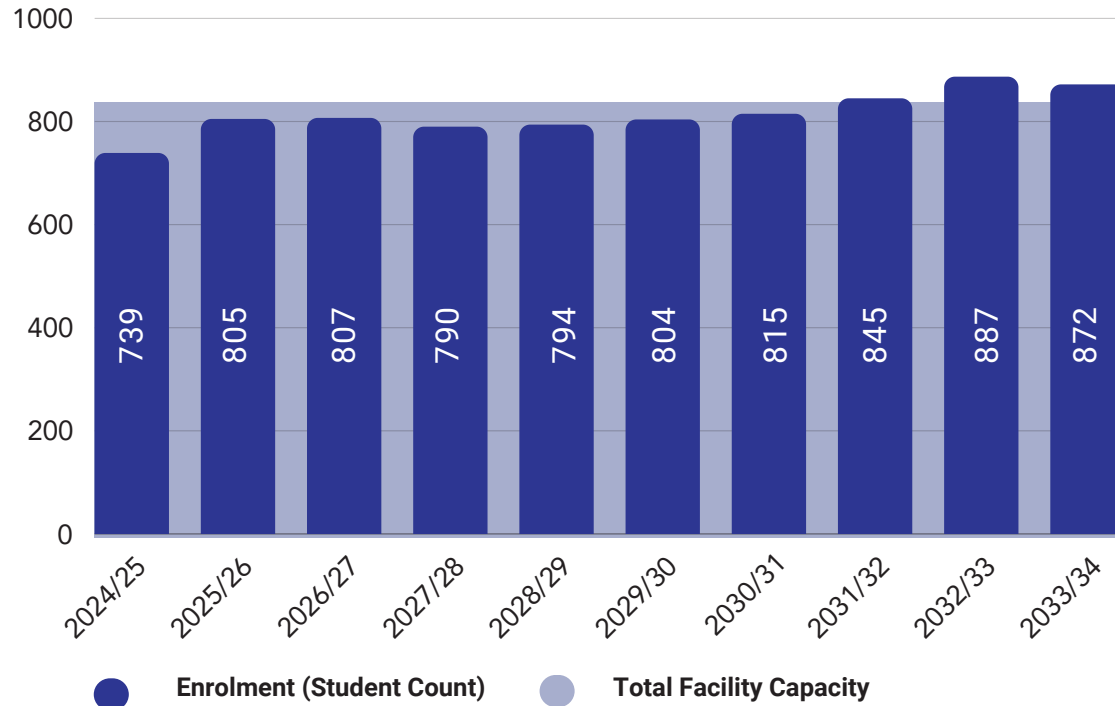


3.82km
Average
Travel
Distance



Saint Paul Family of Schools - Secondary Panel

PROJECTED STUDENT ENROLMENT VERSUS CAPACITY



Projected 5-Year Enrolment Trend

7% Increase

Projected 10-Year Enrolment Trend

18% Increase

Projected Enrolment Pattern

Increasing

Expected Enrolment Peak

2032

Total Existing Facility Capacity

795 Pupil Places



Saint Paul Family of Schools Outlook



STATUS QUO SCENARIO

The Status Quo Scenario reflects continuation of the existing accommodation situation without implementation of any recommendations.

ELEMENTARY PANEL

- The total facility utilization rate across elementary schools in the Saint Paul Family of Schools is projected to be approximately 95% by the end of the planning horizon. The total elementary pupil place surplus is expected to be 123 pupil places by 2033/34. Notre Dame CES and St. Mary CES are operating above 100% facility and expected to continue to operate above facility capacity. Mary Ward CES is also expected to operate above 100% facility capacity by the 2033/34 school year. Without the Niagara Falls-wide Attendance Area Review, interim accommodation measures, such as portable classrooms, will be required to provide additional capacity.

SECONDARY PANEL

- The total facility utilization rate at Saint Paul CHS is projected to be approximately 110% with a deficit of 77 secondary pupil places by 2033/34.



Saint Paul Family of Schools Recommendations

**TIMING &
TOOL**

ACTION

- GOAL

SHORT TERM RECOMMENDATIONS (1 - 2 YEARS)



STUDY

Action: Initiate an Niagara Falls-wide Elementary Attendance Area Review and include all elementary schools within the Saint Paul and Saint Michael Family of Schools.

- Goal: Better balance student enrolment across elementary school facilities within the City of Niagara Falls.
- Goal: Establish a future elementary attendance area for a new South Niagara Falls Catholic Elementary School.



MONITOR

Action: Monitor the Regional Growth Area identified within the Saint Paul Family of Schools.

- Goal: Monitor this strategic growth area and, if required, adjust action plans for student accommodation within the Saint Michael Family of Schools.

MEDIUM TERM RECOMMENDATION (3 - 5 YEARS)



PARTNER

Action: Explore local opportunities for partnership, collaboration, and cooperation.

- Goal: Engage with municipal partners, community organizations, and Parishes to identify future opportunities for joint-use, co-location, and co-building.



Short Term
(< 2 Years)



Medium Term
(2 - 5 Years)



Long Term
(> 5 Years)



Not Applicable



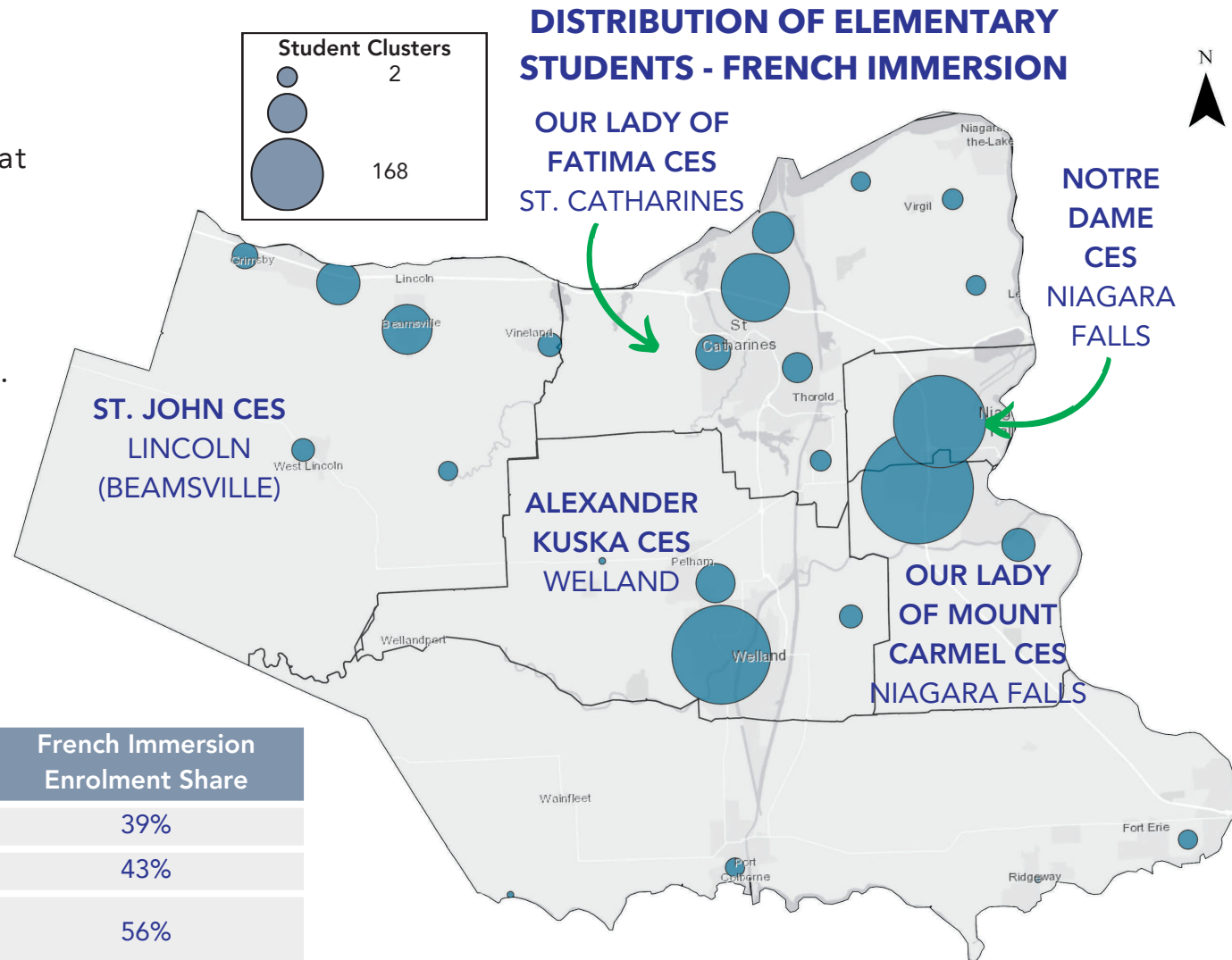
French Immersion Programming

ELEMENTARY PANEL

The Niagara Catholic District School Board offers French Immersion programming (K-8) at the following five elementary schools:

- Alexander Kuska CES
- Notre Dame CES
- Our Lady of Fatima CES (St. Catharines)
- Our Lady of Mount Carmel CES
- St. John CES

Currently, all five schools are operating over capacity.



School	French Immersion Enrolment Share
Alexander Kuska CES	39%
Notre Dame CES	43%
Our Lady of Fatima CES (St. Catharines)	56%
Our Lady of Mount Carmel CES	23%
St. John CES	38%
Average FI Share	40%



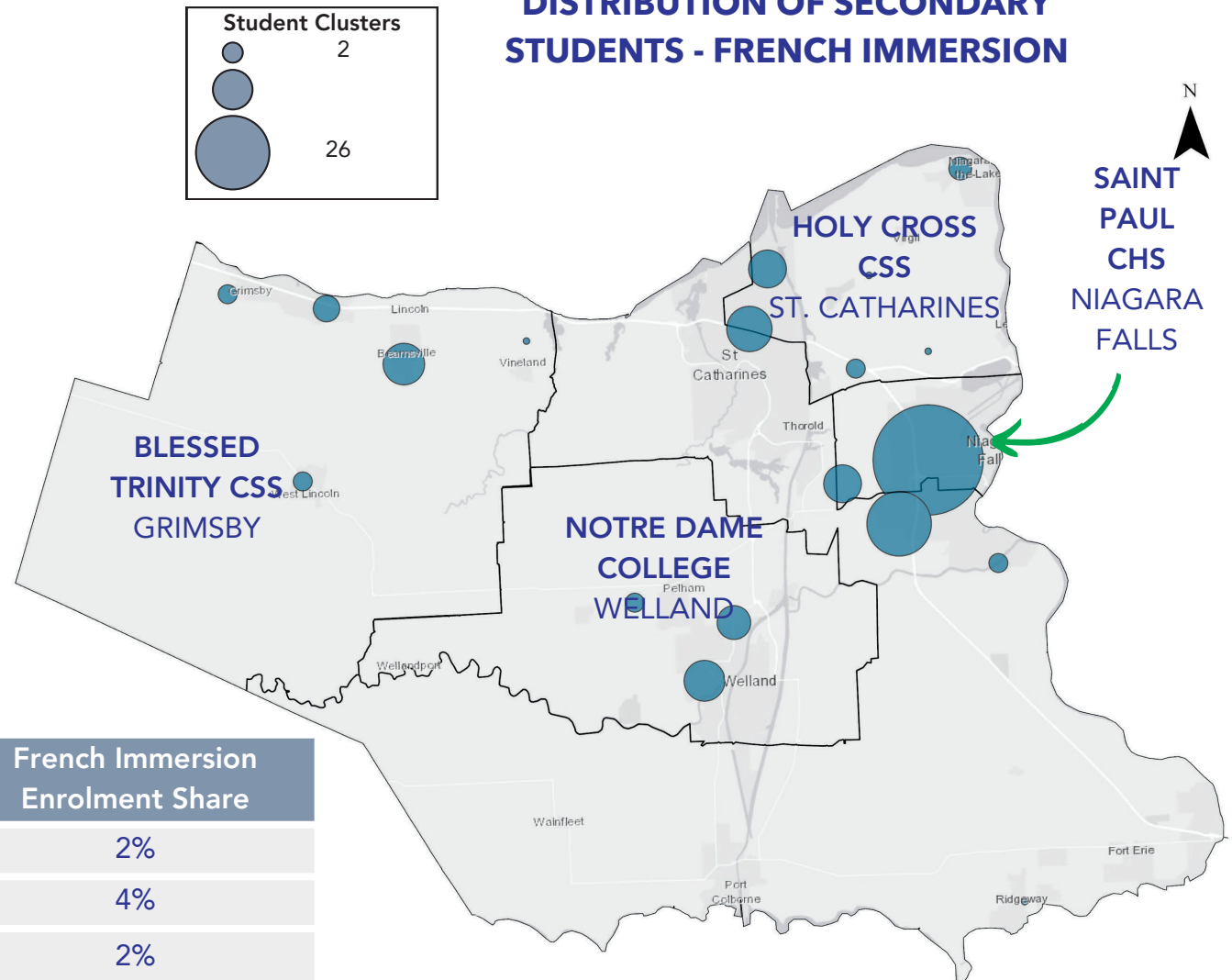
French Immersion Programming

SECONDARY PANEL

As of 2021, French Immersion programming has been offered at four Niagara Catholic District School Board secondary schools:

- Blessed Trinity CSS
- Holy Cross CSS
- Notre Dame CHS
- Saint Paul CHS

DISTRIBUTION OF SECONDARY STUDENTS - FRENCH IMMERSION



School	French Immersion Enrolment Share
Blessed Trinity CSS	2%
Holy Cross CSS	4%
Notre Dame CS	2%
Saint Paul CHS	6%
Average FI Share	4%



French Immersion Programming Recommendations

**TIMING &
TOOL**

ACTION

- GOAL

SHORT TERM RECOMMENDATION (1 - 2 YEARS)



STUDY

Action: Initiate a board-wide elementary French Immersion program delivery audit and French Immersion Attendance Area Review.

- Goal: Evaluate student distribution and program locations, delivery model (dual track and single track), retention, pathway connections, and sustainability of program offerings in existing locations.



Short Term
(< 2 Years)



Medium Term
(2 -5 Years)



Long Term
(>5 Years)



Not Applicable



RECOMMENDATIONS

The Recommendations section provides a summary of recommendations of the Long Term Accommodation Plan by Family of Schools.





Action	Blessed Trinity Family of Schools	Denis Morris Family of Schools	Holy Cross Family of Schools	Lakeshore Catholic Family of Schools
Construct	Short Term (S)	Not Applicable	Not Applicable	Not Applicable
Attendance Area Review (AAR) or Pupil Accommodation Review (PAR)	Short Term (S-AAR)	Short Term (A-AAR)	Medium Term (A-AAR) Long Term (S-PAR)	Medium Term (A-AAR)
Program Delivery Review	Short Term Elementary Board-wide French Immersion Program Delivery Review			
Grade Structure Review	Not Applicable	Not Applicable	Medium Term (A)	Medium Term (A)
Site Review	Short Term (S)	Not Applicable	Short Term (S)	Not Applicable
Monitor	Short Term (A)	Medium Term (A)	Long Term (A)	Not Applicable
Partner	Short Term (A)	Not Applicable	Long Term (A)	Medium Term

Notes: (A) - All Elementary and Secondary (E) - Elementary Only (S) - Secondary Only
Timing may change based on enrolment/accommodation pressures.





Action	Notre Dame Family of Schools	Saint Francis Family of Schools	Saint Michael Family of Schools	Saint Paul Family of Schools
Construct	Short Term (E)	Not Applicable	Short Term (A)	Not Applicable
Attendance Area Review (AAR) or Pupil Accommodation Review (PAR)	Long Term (E-PAR)	Short Term (S-AAR) Long Term (S-PAR)	Short Term (E-AAR)	
			Medium Term (S-AAR)	Not Applicable
Program Delivery Review	Short Term Elementary Board-wide French Immersion Program Delivery Review			
Grade Structure Review	Not Applicable	Not Applicable	Not Applicable	Not Applicable
Site Review	Not Applicable	Not Applicable	Not Applicable	Not Applicable
Monitor	Medium Term (A)	Short Term (A)	Short Term (A)	Short Term (A)
Partner	Medium Term (A)	Not Applicable	Short Term (A)	Medium Term (A)

Notes: (A) - All Elementary and Secondary (E) - Elementary Only (S) - Secondary Only
Timing may change based on enrolment/accommodation pressures.



IMPLEMENTATION

The Implementation section outlined the process for advancing the recommendations of the Long Term Accommodation Plan and outlines the next steps for implementation.





Implementation

ADVANCING RECOMMENDATIONS

Advancing the recommendations of the Long Term Accommodation Plan is a multi-year exercise where actions and outcomes are inter-related, and subject to external factors. Planning for student accommodation is an iterative, and at times, an incremental process. Because of these considerations, advancement of the Long Term Accommodation Plan recommendations have been focused on facilitating implementation of short term priorities and actions within the 2024/25 and 2025/26 school years.

Following advancement and/or completion of short term priorities, the Long Term Accommodation Plan should be reviewed and priorities assessed to ensure that the medium and long term recommendations remain representative of needs and opportunities for student accommodation. Adjustments or wholesale revisions to recommendations may be required depending on the outcome of accommodation planning exercises, as well as impacts resulting from other external factors.

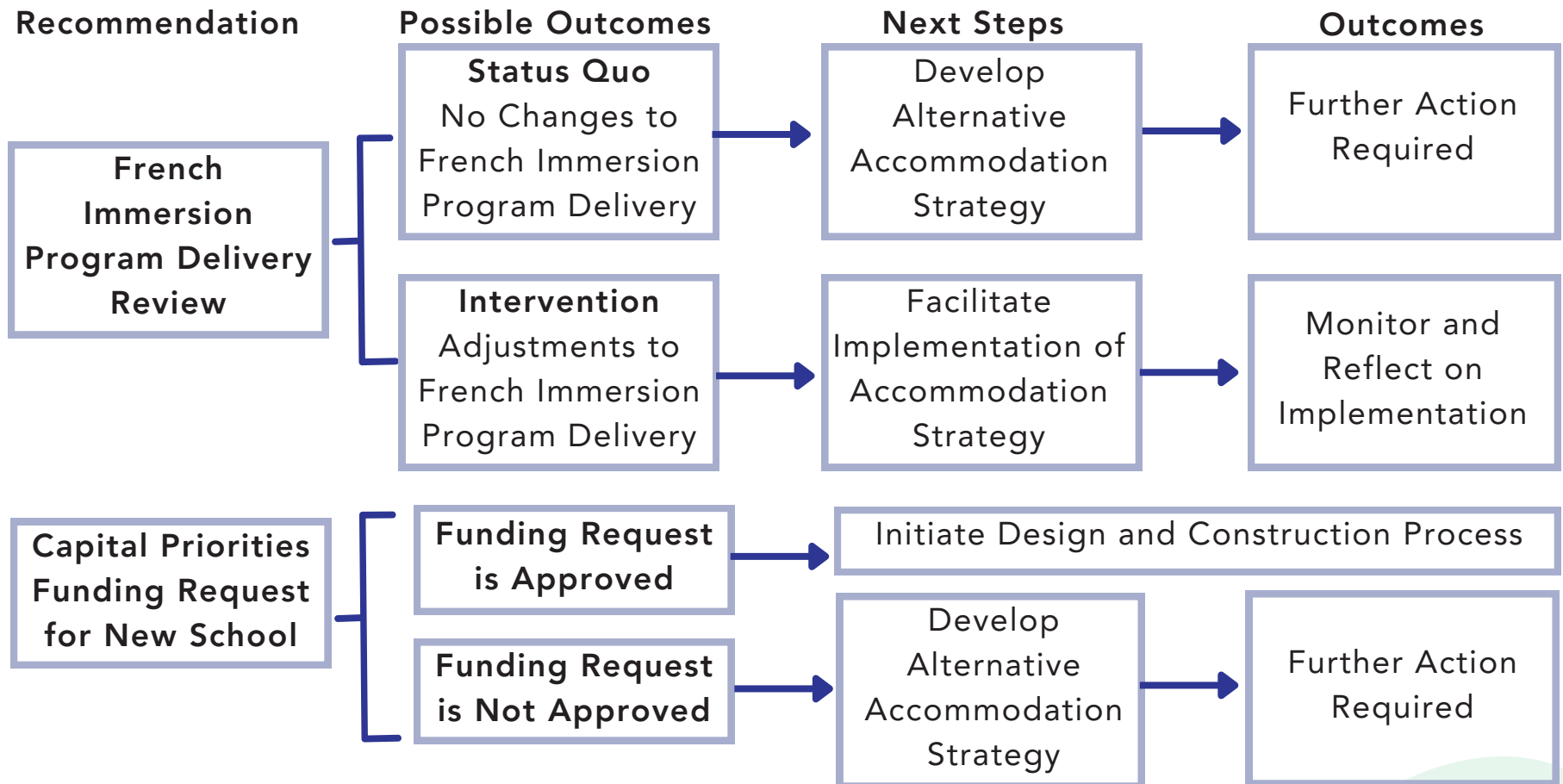


Implementation

ADVANCING RECOMMENDATIONS

The recommendations of the Plan are based on a sequential series of activities, where specific outcomes may impact the approach or goal of subsequent recommendations. For these reasons, the short-term recommendations have been presented in a specific order. The table below provides an example of the relationships between short-term recommendations and the next steps.

EXAMPLES





Implementation

ADVANCING SHORT TERM RECOMMENDATIONS

Constructing New School Facilities or Additions to Existing School Facilities



CONSTRUCT

Applicable Schools

Blessed Trinity CSS (Addition)

Saint Michael FOS (New South Niagara Falls Catholic Elementary School)

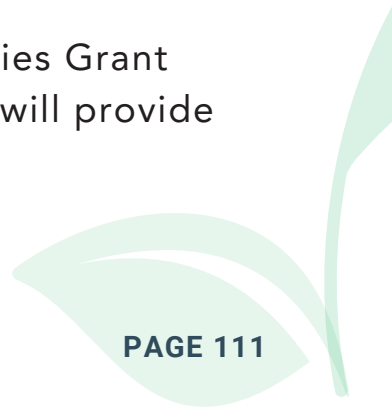
Saint Michael CHS (Addition)

Process Overview

New school facilities and additions to existing school facilities are funded by the Ministry of Education through the Capital Priorities Grant Program. This is a competitive, submission-based process where funding is not guaranteed and timing and sequence of approvals is unknown. School board administration will continue to submit requests for the above noted projects, in addition to any other projects that align with annual submission criteria.

The timing or sequence of recommendation implementation, as outlined within the Long Term Accommodation may need to be adjusted depending on outcomes or feedback received from the Ministry of Education.

Once available, the outcome of the funding requests made under the Capital Priorities Grant Program will be shared with the Board of Trustees and school board administration will provide an overview of next steps.





Implementation

ADVANCING SHORT TERM RECOMMENDATIONS

Administrative Attendance Area Adjustments



STUDY

Applicable Schools

All Family of Schools

Elementary and Secondary Schools

Process Overview

An Administrative Attendance Area Adjustment process is a collaborative exercise undertaken in coordination between student transportation services and school board administration. The purpose of this exercise is to identify minor adjustments to existing school attendance areas where there would be minimal impacts or no impacts to existing students. Administrative attendance area adjustments may be used for technical purposes or to help achieve transportation efficiencies.

Where adjustments are identified that would exceed the test of minimal to no impacts, school board administration would seek direction from the Board of Trustees regarding a modified Attendance Area Review process until such time that an Administrative Operating Policy is established.



Implementation

ADVANCING SHORT TERM RECOMMENDATIONS

Attendance Area Reviews



STUDY

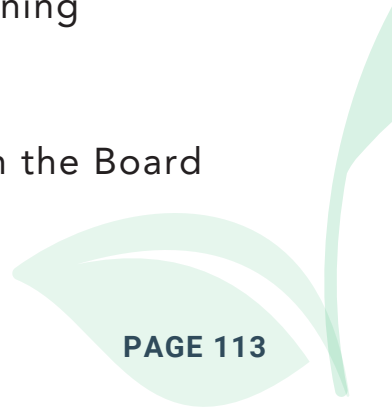
Applicable Schools

- Blessed Trinity Family of Schools - Elementary (In Progress)
- Blessed Trinity and Denis Morris Family of Schools - Secondary
- Saint Michael and Saint Paul Family of Schools - Elementary
- Holy Cross Family of Schools - Elementary
- Saint Francis Family of Schools - Elementary

Process Overview

The recommendations of the Long Term Accommodation Plan include elementary, secondary and/or all schools Attendance Area Reviews in the select Family of Schools noted above and detailed within summaries. With the exception of the Attendance Area Reviews intended to define a new attendance area (Blessed Trinity FOS and potentially Saint Michael and Saint Paul FOS), Attendance Area Reviews are intended to evaluate and identify measures or solutions to mitigate current and future accommodation challenges. These challenges may include both enrolment pressures where enrolment exceeds school facility capacity and underutilization where facility capacity exceeds enrolment. The intended outcomes of Attendance Area Reviews are to identify and implement accommodation solutions that balance enrolment across school facilities, optimize the use of existing resources and assets, and support quality learning environments.

Attendance Area Reviews will proceed in accordance with [AOP301.3](#). Approval from the Board of Trustees is required to initiate an Attendance Area Review.





Implementation

ADVANCING SHORT TERM RECOMMENDATIONS

French Immersion Program Delivery Review



STUDY

Applicable Schools

All Family of Schools
Elementary Schools

Process Overview

A French Immersion Program Delivery Review is a system-wide evaluation and analysis of an existing French Immersion program as it relates to student accommodation and program delivery locations. The French Immersion Program Delivery Review will analyze delivery considerations such as program entry point, delivery model, program locations, and program pathways between elementary and secondary grades in addition to reviewing or establishing program Attendance Areas.

The French Immersion Program Delivery Review will proceed in a two-phased approach. The first phase will include an audit of the existing French Immersion program, which will be used to guide strategy. The second phase will be the development and presentation of the French Immersion Program Delivery strategy with recommendations.

Approval from the Board of Trustees is required to initiate a French Immersion Program Delivery Review.



Implementation

ADVANCING SHORT TERM RECOMMENDATIONS

Administrative Recommendations



PARTNER

Applicable Schools

Blessed Trinity FOS
Saint Michael FOS



MONITOR

Applicable Schools

Blessed Trinity FOS
Saint Francis FOS
Saint Michael FOS
Saint Paul FOS

Process Overview

Recommendations to explore partnership opportunities and to monitor strategic growth areas are administrative in nature. Through the Community Planning and Partnership meeting hosted by the Niagara Catholic District School Board, current and future opportunities for joint-use, co-location, and co-building will be shared with municipal partners, community organizations, Parishes, and other stakeholders.

As part of an on-going commitment to relationship-building and information sharing with municipal partners across Niagara Region, school board administration receive and provide comments (where appropriate) on planning and development circulations. Through this circulation and review process, school board administration are kept apprised of activity within strategic growth areas across the district.

No action is required from the Board of Trustees to advance administrative recommendations.





Implementation

ADVANCING MEDIUM TERM RECOMMENDATIONS

Action	Applicable School(s)	Activities	Intended Outcomes
Attendance Area Review	Lakeshore Catholic HS Saint Michael CHS	Following the outcome of the capital request for an addition at Saint Michael CHS, undertake an attendance area review	Balance enrolment between both secondary schools; align elementary and secondary attendance area boundaries
Grade Structure Review	Lakeshore Catholic HS and Lakeshore Catholic FOS	Initiate a grade structure review for Lakeshore Catholic HS and Lakeshore Catholic FOS with a focus on the viability and benefits of introducing alternative grade structures	Identify alternative grade structures for potential implementation where space use, program offerings, and efficiencies would be optimized
Grade Structure Review	Holy Cross CSS and Holy Cross FOS	Initiate a grade structure review for Holy Cross CSS and Holy Cross FOS with a focus on the viability and benefits of introducing alternative grade structures	Identify alternative grade structures for potential implementation where space use, program offerings, and efficiencies would be optimized





Implementation

ADVANCING MEDIUM TERM RECOMMENDATIONS

Action	Applicable School(s)	Activities	Intended Outcomes
Site Review	Holy Cross CSS	Conduct a site review and classroom use audit at Holy Cross CSS	Identify site constraints and determine functional capacity of the existing school facility
Monitor	Denis Morris FOS Lakeshore Catholic FOS Notre Dame FOS	Monitor the Major Transit Station Areas (MTSA) within the Review Areas and associated future growth	Position the Board to proactively plan for future growth
Partner	Holy Cross FOS Lakeshore Catholic FOS Notre Dame FOS	Review partnership opportunities at underutilized schools within the Holy Cross FOS, Lakeshore Catholic FOS and Notre Dame FOS	Offer surplus capacity at underutilized schools to municipal and community partners





Implementation

ADVANCING LONG TERM RECOMMENDATIONS

Action	Applicable School(s)	Activities	Intended Outcomes
Public Accommodation Reviews	Notre Dame FOS Saint Francis FOS	Conduct an elementary attendance area review for all schools within the Notre Dame FOS	Balance enrolment across all elementary schools in the FOS
Monitor	Holy Cross FOS	Monitor the Strategic Growth Areas within Family of Schools	Position the Board to proactively plan for future growth





Implementation

NEXT STEPS

This Plan summarizes student accommodation challenges and opportunities, and provides scenarios for consideration. The Niagara Catholic District School Board should prioritize recommendations and initiate advancement of detailed work plans, consultation, or further review as required.

The Niagara Catholic District School Board should continue to monitor all schools and undertake regular reviews to proactively consider and adjust for changes and impacts from external factors.

COMMUNICATION

The Niagara Catholic District School Board commits to communicating with school and neighbourhood communities regarding student accommodation planning matters.

CONSULTATION

The Niagara Catholic District School Board commits to consulting with school and neighbourhood communities prior to proceeding with decision-making processes regarding student accommodation and capital planning.

REFLECTION

The Niagara Catholic District School Board commits to internal and external reflection in advance and as part of any decision-making process relating to the provision of student accommodation.





NIAGARA CATHOLIC DISTRICT SCHOOL BOARD 2023-2028 LONG TERM ACCOMMODATION PLAN



APPENDICES

The appendices serve as a supplementary resource to the document's primary content, comprising various elements such as definitions, Family of Schools maps, and school facility information.





Appendix A

DEFINITIONS

ATTENDANCE AREA REVIEW

A review undertaken to alter the existing boundary of a school or group of schools. This may occur in areas where enrolment distribution does not efficiently utilize available capacity or in an area with a new school opening. An Ad-Hoc Attendance Area Review Committee carries out the attendance area review process. Attendance area reviews follow a Board approved process outlined in the Attendance Areas Policy, 301.3, which includes a public consultation process when impacting existing students.

AVERAGE DAILY ENROLMENT

Unless otherwise indicated, average daily enrolment figures are used. Average daily enrolment is the average of the full-time equivalent students reported to the Ministry of Education on the reporting dates of October 31st and March 31st.

CAPITAL PRIORITIES BUSINESS CASES

Requests for funding from the Ministry of Education for projects that address the accommodation pressures, facility condition, and/or school consolidation needs.

DUAL TRACK

A school with both regular (English-language program) curriculum and French Immersion curriculum.



Appendix A

DEFINITIONS

EDUCATION DEVELOPMENT CHARGE (EDC)

An EDC is a development charge that is imposed under a bylaw respecting growth-related net education land costs incurred or proposed to be incurred by a School Board. EDC's may be imposed if a Board will need to acquire new school sites to accommodate the students resulting from new residential development.

ENROLMENT SHARE

Enrolment share differs from participation share, in that, instead of examining the Board's share relative to the total population, the share is examined relative to the other English language public school boards in the jurisdiction.

JOINT USE FACILITY

A school currently operated in conjunction with our co-terminus public board.

ON THE GROUND CAPACITY (OTG)

The rated capacity (number of students that the permanent structure of a school can accommodate) for a facility as indicated on the Ministry of Education's School Facilities Inventory System which is a database containing facility-related data of all schools in Ontario. Some charts show a change in the OTG Capacity from year to year. Such fluctuations are reported when the type of room is altered through renovations or additions or use.



Appendix A

DEFINITIONS

PUPIL ACCOMMODATION REVIEW

A review of a school or group of schools where accommodation issues have been identified. Such accommodation issues may arise from enrolment pressures, excess surplus space, building condition concerns, program changes or changing demographics. Accommodation reviews follow the Pupil Accommodation Review Policy 701.2 which incorporates public consultation and input from the community.

REGULAR TRACK

Regular (English-language program) curriculum, with core French.

SINGLE TRACK

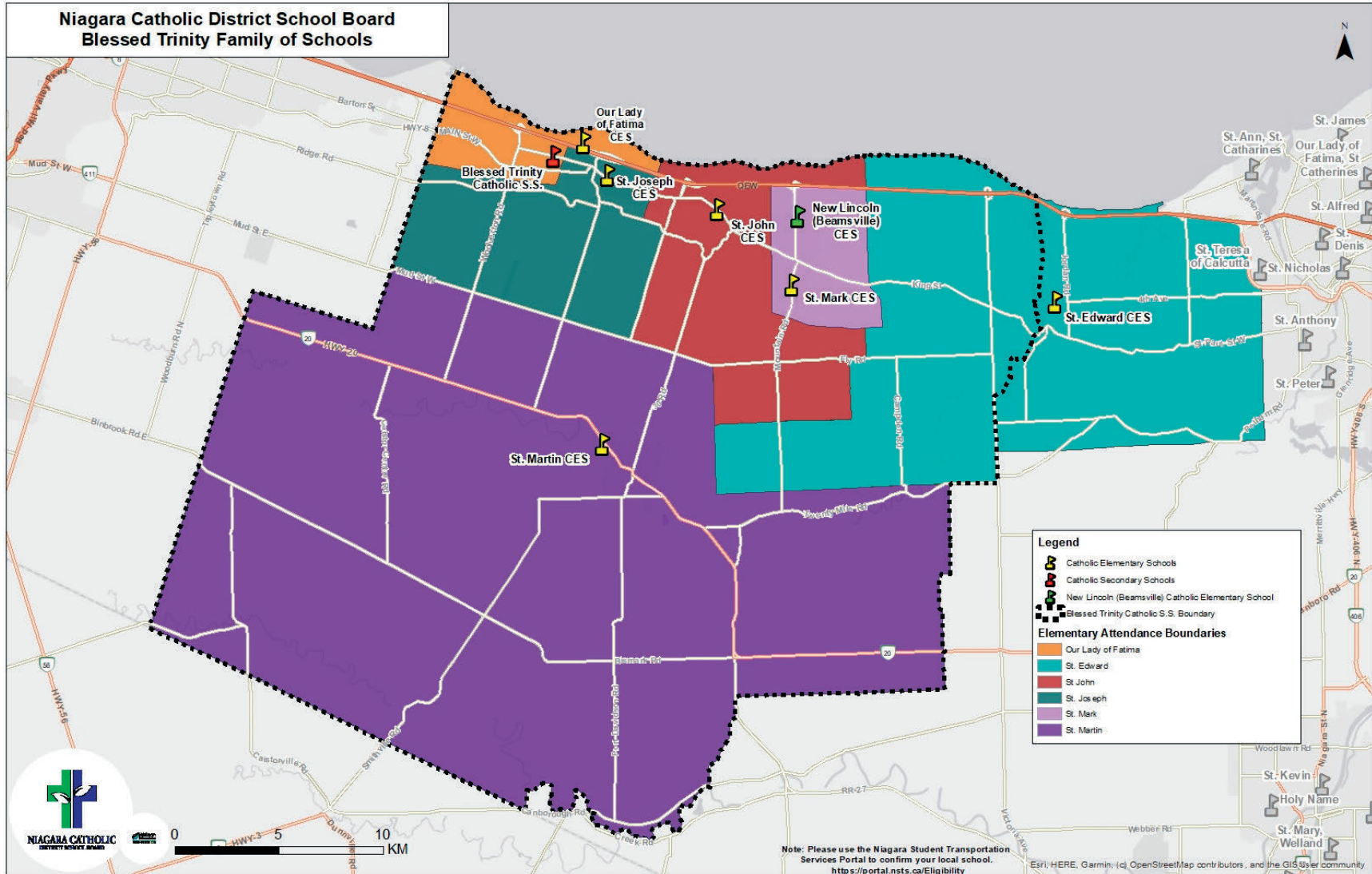
A school with only one stream of French Immersion curriculum.

UTILIZATION

The measurement of the physical use of the school facility based on the comparison of enrolment to the On-The-Ground (OTG) capacity of the school.



BLESSED TRINITY FAMILY OF SCHOOLS - ATTENDANCE AREAS





BLESSED TRINITY FAMILY OF SCHOOLS - PROFILE

School Name	Panel	Address	Municipality	Site Size (Acres)	Original Building Year	Additions
Blessed Trinity CSS	Secondary	145 Livingston Avenue	Grimsby	16.8	1999	2001, 2012
Our Lady of Fatima CES	Elementary	69 Olive Street	Grimsby	4	2010	-
St. Edward CES	Elementary	2807 4th Avenue	Lincoln (Jordan Station)	6.86	1963	1996
St. Joseph CES	Elementary	5 Robinson Street North	Grimsby	3.96	2010	-
St. John CES	Elementary	5684 King Street	Lincoln (Beamsville)	9.27	1958	1967, 1973, 2013
St. Mark CES	Elementary	4114 Mountain Street	Lincoln (Beamsville)	5.42	2001	2012
St. Martin CES	Elementary	18 Streamside Drive	Smithville	6.13	2017	-



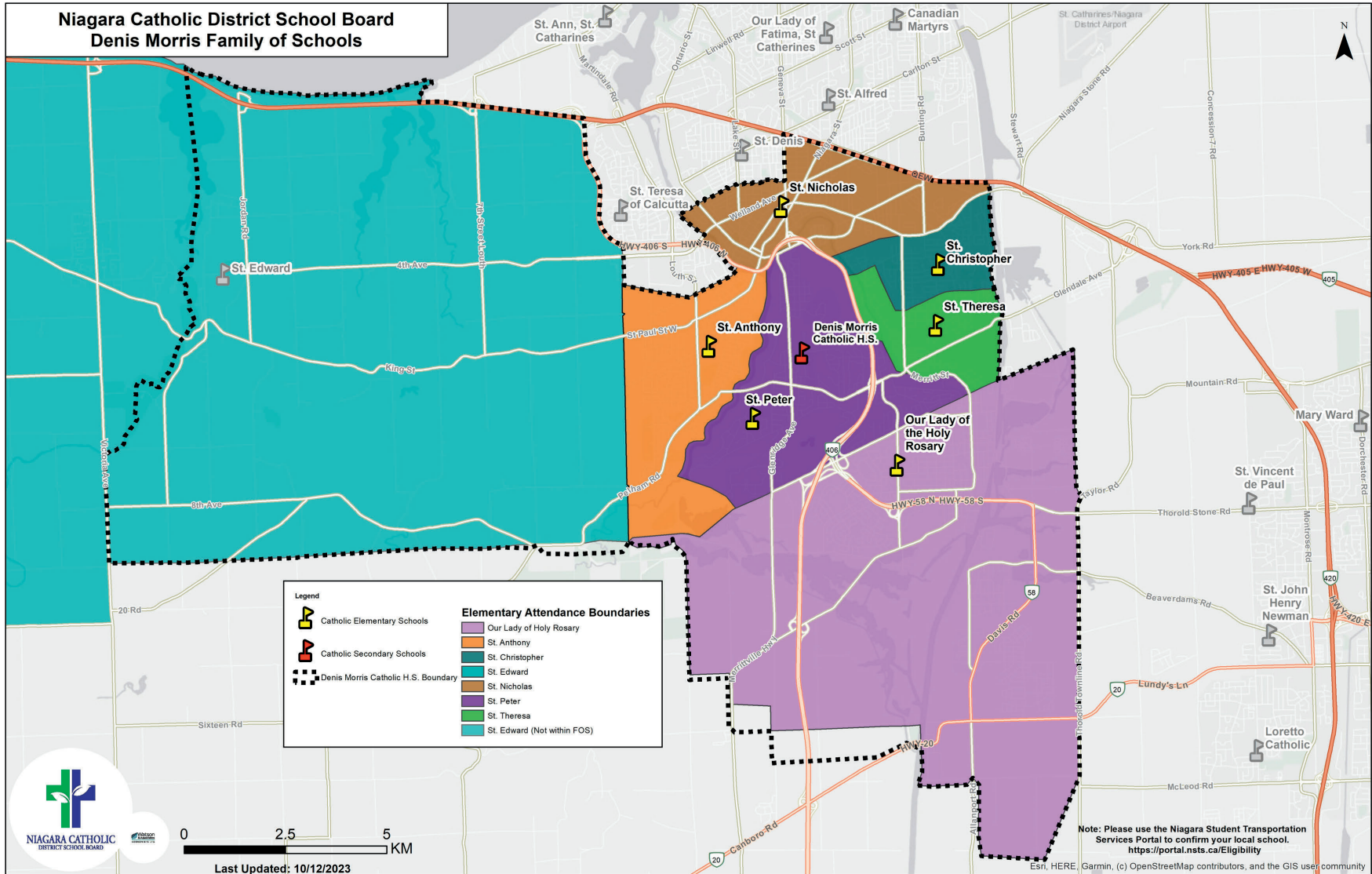
BLESSED TRINITY FAMILY OF SCHOOLS - 10-YEAR ENROLMENT PROJECTIONS

School	OTG	Current 2023/24	Year 1 2024/25	Year 2 2025/26	Year 3 2026/27	Year 4 2027/28	Year 5 2028/29	Year 6 2029/30	Year 7 2030/31	Year 8 2031/32	Year 9 2032/33	Year 10 2033/34
Our Lady Of Fatima, Grimsby CES	541	529	539	544	561	557	576	610	642	668	698	729
St Edward CES	190	112	110	108	112	114	116	120	122	131	137	143
St John Lincoln CES	329	356	352	357	368	378	391	407	425	449	465	486
St Joseph, Grimsby CES	262	229	234	229	234	237	246	244	256	259	261	261
St Mark CES	507	694	708	714	711	716	713	707	721	734	744	758
St Martin CES	495	525	536	544	560	566	571	582	597	617	640	668
Total Elementary	2,324	2,445	2,478	2,497	2,546	2,568	2,613	2,669	2,764	2,859	2,945	3,045
Blessed Trinity CSS	1,005	1,126	1,127	1,146	1,161	1,226	1,225	1,241	1,254	1,227	1,240	1,221

School	OTG	Current 2023/24	Year 1 2024/25	Year 2 2025/26	Year 3 2026/27	Year 4 2027/28	Year 5 2028/29	Year 6 2029/30	Year 7 2030/31	Year 8 2031/32	Year 9 2032/33	Year 10 2033/34
Our Lady Of Fatima, Grimsby CES	541	98%	100%	101%	104%	103%	107%	113%	119%	123%	129%	135%
St Edward CES	190	59%	58%	57%	59%	60%	61%	63%	64%	69%	72%	75%
St John Lincoln CES	329	108%	107%	109%	112%	115%	119%	124%	129%	137%	141%	148%
St Joseph, Grimsby CES	262	87%	89%	87%	89%	90%	94%	93%	98%	99%	100%	100%
St Mark CES	507	137%	140%	141%	140%	141%	141%	139%	142%	145%	147%	149%
St Martin CES	495	106%	108%	110%	113%	114%	115%	118%	121%	125%	129%	135%
Total Elementary	2,324	105%	107%	107%	110%	110%	112%	115%	119%	123%	127%	131%
Blessed Trinity CSS	1,005	112%	112%	114%	116%	122%	122%	123%	125%	122%	123%	121%



DENIS MORRIS FAMILY OF SCHOOLS - ATTENDANCE AREAS





DENIS MORRIS FAMILY OF SCHOOLS - PROFILE

School Name	Panel	Address	Municipality	Site Size (Acres)	Original Building Year	Additions
Denis Morris CHS	Secondary	40 Glen Morris Drive	St. Catharines	7.67	1954	1958, 1961, 1970, 1990, 2001
Our Lady of the Holy Rosary CES	Elementary	41 Collier Road South	Thorold	11.49	1964	1967, 1990, 2021
St. Anthony CES	Elementary	81 Rykert Street	St. Catharines	5.52	1954	1957, 1964, 1966, 1995, 2011
St. Christopher CES	Elementary	33 Woodrow Avenue	St. Catharines	6.3	1955	1998





DENIS MORRIS FAMILY OF SCHOOLS - PROFILE

School Name	Panel	Address	Municipality	Site Size (Acres)	Original Building Year	Additions
St. Nicholas CES	Elementary	149 Church Street	St. Catharines	3.35	1956	1965, 1975
St. Peter CES	Elementary	7 Aberdeen Circle	St. Catharines	3.85	1965	1990
St. Theresa CES	Elementary	58 Seymour Avenue	St. Catharines	5.61	1971	1991





DENIS MORRIS FAMILY OF SCHOOLS - 10-YEAR ENROLMENT PROJECTIONS

School	OTG	Current 2023/24	Year 1 2024/25	Year 2 2025/26	Year 3 2026/27	Year 4 2027/28	Year 5 2028/29	Year 6 2029/30	Year 7 2030/31	Year 8 2031/32	Year 9 2032/33	Year 10 2033/34
Our Lady Of Holy Rosary CES	717	722	717	717	707	707	707	704	711	713	722	731
St Anthony CES	530	383	368	359	359	354	357	351	347	341	347	347
St Christopher CES	190	195	197	201	203	212	216	217	223	222	223	227
St Nicholas CES	259	202	211	224	230	231	241	250	249	246	253	255
St Peter CES	236	240	249	250	253	255	257	270	275	283	295	302
St Theresa CES	225	212	216	222	230	249	251	263	273	282	296	298
Total Elementary	2,157	1,954	1,959	1,973	1,981	2,008	2,028	2,056	2,077	2,087	2,137	2,159
Denis Morris CSS	906	889	878	894	898	872	880	873	868	901	884	909

School	OTG	Current 2023/24	Year 1 2024/25	Year 2 2025/26	Year 3 2026/27	Year 4 2027/28	Year 5 2028/29	Year 6 2029/30	Year 7 2030/31	Year 8 2031/32	Year 9 2032/33	Year 10 2033/34
Our Lady Of Holy Rosary CES	602	101%	100%	100%	99%	99%	99%	98%	99%	99%	101%	102%
St Anthony CES	530	72%	69%	68%	68%	67%	67%	66%	65%	64%	66%	65%
St Christopher CES	190	103%	104%	106%	107%	111%	113%	114%	117%	117%	117%	120%
St Nicholas CES	259	78%	81%	87%	89%	89%	93%	97%	96%	95%	98%	98%
St Peter CES	236	102%	106%	106%	107%	108%	109%	115%	116%	120%	125%	128%
St Theresa CES	225	94%	96%	99%	102%	111%	112%	117%	121%	126%	132%	132%
Total Elementary	2,042	91%	91%	91%	92%	93%	94%	95%	96%	97%	99%	100%
Denis Morris CSS	906	98%	97%	99%	99%	96%	97%	96%	96%	99%	98%	100%



HOLY CROSS FAMILY OF SCHOOLS - PROFILE

School Name	Panel	Address	Municipality	Site Size (Acres)	Original Building Year	Additions
Holy Cross CSS	Secondary	460 Linwell Road	St. Catharines	8.1	1954	1968, 1994
Assumption CES	Elementary	225 Parnell Road	St. Catharines	4.94	1955	1965, 1975, 2001, 2005
Canadian Martyrs CES	Elementary	502 Scott Street	St. Catharines	7.91	1954	1958, 1961, 1964, 1967, 1988, 2014
Our Lady of Fatima CES	Elementary	439 Vine Street	St. Catharines	5.46	1954	-
St. Alfred CES	Elementary	280 Vine Street	St. Catharines	6.84	1957	1958, 21961, 1966, 1995, 2012
St. Michael CES	Elementary	387 Line 3, R.R. #2, Virgil	Niagara-on-the-Lake	6.45	1962	2001, 2012



HOLY CROSS FAMILY OF SCHOOLS - 10-YEAR ENROLMENT PROJECTIONS

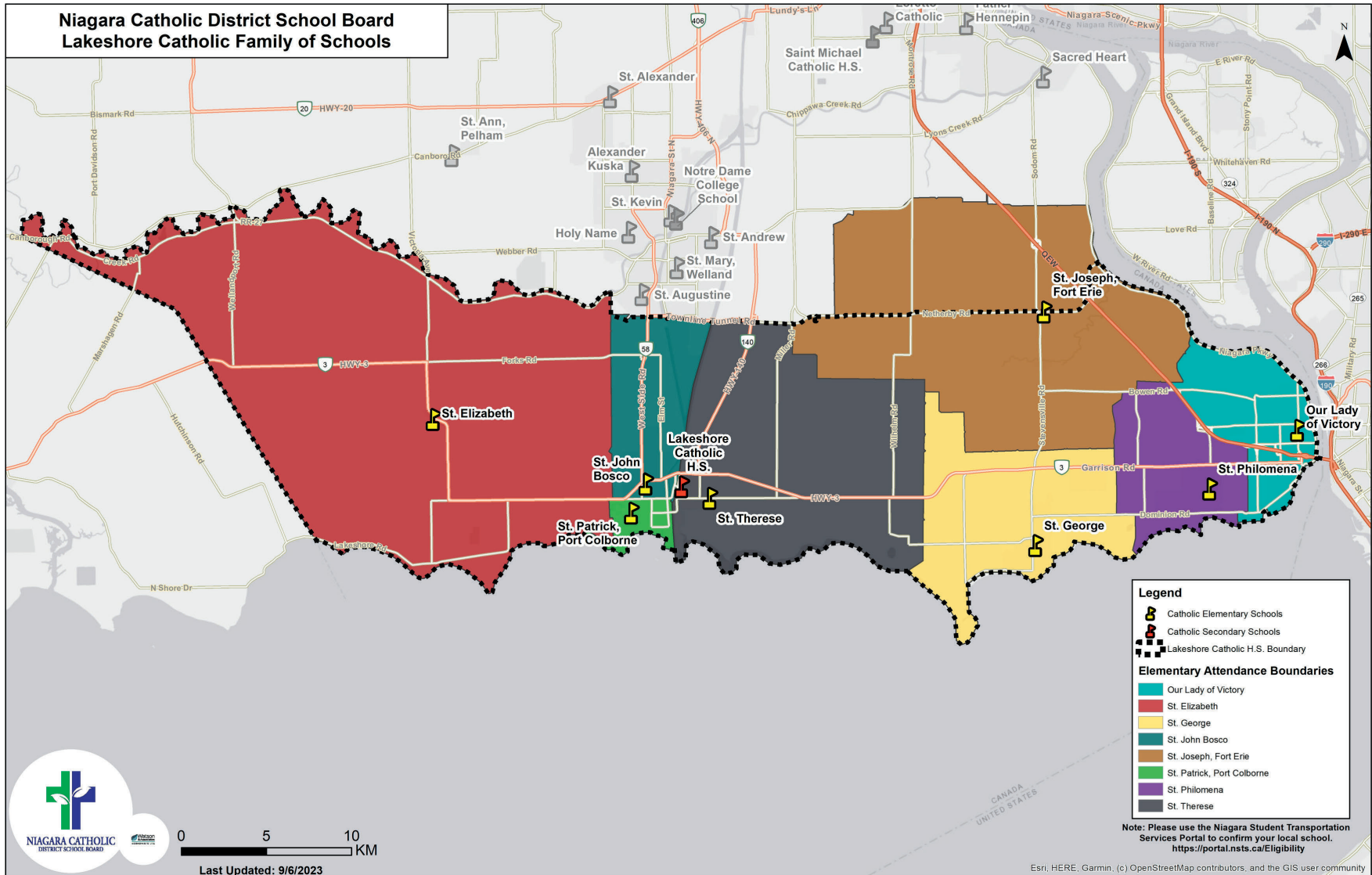
School	OTG	Current 2023/24	Year 1 2024/25	Year 2 2025/26	Year 3 2026/27	Year 4 2027/28	Year 5 2028/29	Year 6 2029/30	Year 7 2030/31	Year 8 2031/32	Year 9 2032/33	Year 10 2033/34
Assumption CES	340	167	163	161	157	150	146	144	140	141	140	140
Canadian Martyrs CES	515	490	483	473	468	462	466	468	465	457	450	454
Our Lady Of Fatima, St. Catherines CES	282	349	354	361	364	365	369	372	374	383	388	402
St Alfred CES	472	369	375	369	361	355	354	352	346	341	347	349
St Michael CES	305	270	270	273	275	284	291	295	306	312	322	334
Total Elementary	1,914	1,645	1,645	1,637	1,626	1,617	1,627	1,632	1,632	1,634	1,648	1,679
Holy Cross CSS	1,041	649	625	612	597	613	599	600	606	605	609	595

School	OTG	Current 2023/24	Year 1 2024/25	Year 2 2025/26	Year 3 2026/27	Year 4 2027/28	Year 5 2028/29	Year 6 2029/30	Year 7 2030/31	Year 8 2031/32	Year 9 2032/33	Year 10 2033/34
Assumption CES	340	49%	48%	47%	46%	44%	43%	42%	41%	42%	41%	41%
Canadian Martyrs CES	515	95%	94%	92%	91%	90%	91%	91%	90%	89%	87%	88%
Our Lady Of Fatima, St. Catherines CES	282	124%	125%	128%	129%	129%	131%	132%	133%	136%	138%	142%
St Alfred CES	472	78%	80%	78%	77%	75%	75%	75%	73%	72%	74%	74%
St Michael CES	305	89%	88%	90%	90%	93%	96%	97%	100%	102%	106%	110%
Total Elementary	1,914	86%	86%	86%	85%	84%	85%	85%	85%	85%	86%	88%
Holy Cross CSS	1,041	62%	60%	59%	57%	59%	58%	58%	58%	58%	58%	57%





LAKESHORE CATHOLIC FAMILY OF SCHOOLS - ATTENDANCE AREAS





LAKESHORE CATHOLIC FAMILY OF SCHOOLS - PROFILE

School Name	Panel	Address	Municipality	Site Size (Acres)	Original Building Year	Additions
Lakeshore Catholic HS	Secondary	150 Janet Street	Port Colborne	14.45	1968	1993, 1994, 2015
St. George CES	Elementary	3800 Wellington Road	Fort Erie (Crystal Beach)	7.85	2001	-
St. Elizabeth CES	Elementary	31950 Sugarloaf Street	Wainfleet	8.01	1959	1964, 1965, 1967, 1978
St. John Bosco CES	Elementary	191 Highland Avenue	Port Colborne	11	1967	1999, 2013
St. Joseph CES	Elementary	3650 Netherby Road	Fort Erie (Stevensville)	9.88	1954	1959, 1972, 2003





LAKESHORE CATHOLIC FAMILY OF SCHOOLS - PROFILE

School Name	Panel	Address	Municipality	Site Size (Acres)	Original Building Year	Additions
St. Patrick CES	Elementary	266 Rosemount Avenue	Port Colborne	1.88	1959	1997
St. Philomena CES	Elementary	1332 Phillips Street	Fort Erie	10.55	1968	1983
St. Therese CES	Elementary	530 Killaly Street East	Port Colborne	15	1965	1968, 1972
Our Lady of Victory CES	Elementary	300 Central Avenue	Fort Erie	9.5	1956	1959, 1967, 2011





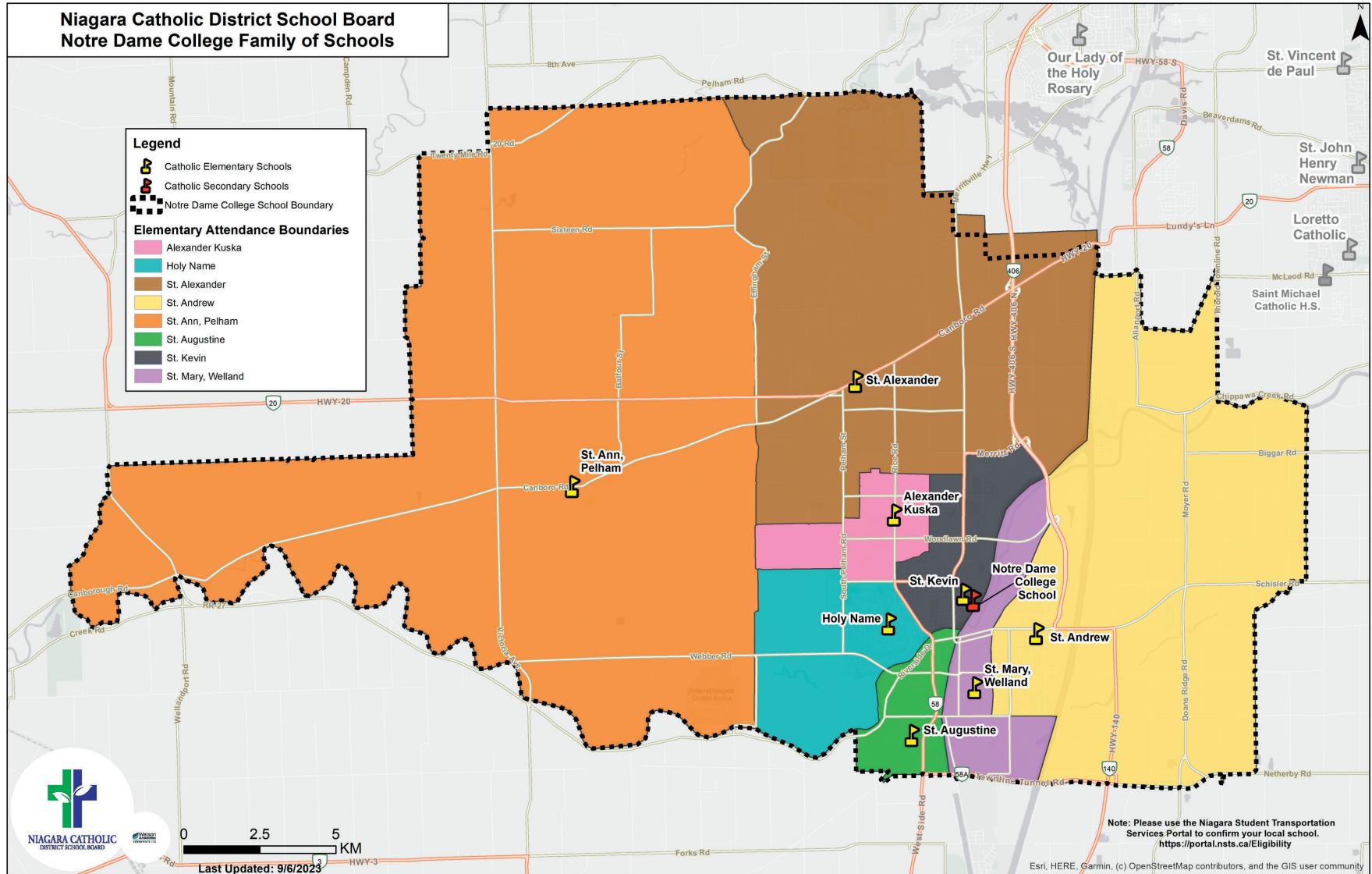
LAKESHORE CATHOLIC FAMILY OF SCHOOLS - 10-YEAR ENROLMENT PROJECTIONS

School	OTG	Current 2023/24	Year 1 2024/25	Year 2 2025/26	Year 3 2026/27	Year 4 2027/28	Year 5 2028/29	Year 6 2029/30	Year 7 2030/31	Year 8 2031/32	Year 9 2032/33	Year 10 2033/34
Our Lady Of Victory CES	507	274	266	260	269	276	278	285	283	296	295	296
St Elizabeth CES	187	92	96	99	105	105	107	106	114	115	114	111
St George CES	282	221	229	231	222	222	230	226	223	227	241	233
St John Bosco CES	259	176	191	206	217	231	235	242	262	273	286	300
St Joseph, Fort Erie CES	187	117	118	119	122	121	124	120	124	128	130	135
St Patrick, Port Colborne CES	164	156	158	161	172	171	186	191	200	211	218	222
St Philomena CES	236	255	259	266	279	288	300	309	306	314	321	320
St Therese CES	282	189	194	199	199	203	204	213	219	226	222	218
Total Elementary	2,104	1,480	1,511	1,539	1,584	1,616	1,665	1,692	1,730	1,790	1,828	1,835
Lakeshore CHS	1,062	657	634	639	610	623	622	625	647	627	634	665

School	OTG	Current 2023/24	Year 1 2024/25	Year 2 2025/26	Year 3 2026/27	Year 4 2027/28	Year 5 2028/29	Year 6 2029/30	Year 7 2030/31	Year 8 2031/32	Year 9 2032/33	Year 10 2033/34
Our Lady Of Victory CES	507	54%	52%	51%	53%	54%	55%	56%	56%	58%	58%	58%
St Elizabeth CES	187	49%	52%	53%	56%	56%	57%	56%	61%	62%	61%	60%
St George CES	282	78%	81%	82%	79%	79%	82%	80%	79%	80%	85%	83%
St John Bosco CES	259	68%	74%	79%	84%	89%	91%	93%	101%	105%	111%	116%
St Joseph, Fort Erie CES	187	63%	63%	63%	65%	64%	66%	64%	66%	68%	70%	72%
St Philomena CES	236	108%	110%	113%	118%	122%	127%	131%	130%	133%	136%	136%
St Patrick, Port Colborne CES	164	95%	96%	98%	105%	104%	113%	117%	122%	129%	133%	135%
St Therese CES	282	67%	69%	70%	70%	72%	72%	76%	78%	80%	79%	77%
Total Elementary	2,104	70%	72%	73%	75%	77%	79%	80%	82%	85%	87%	87%
Lakeshore CHS	1,062	62%	60%	60%	57%	59%	59%	59%	61%	59%	60%	63%



NOTRE DAME FAMILY OF SCHOOLS - ATTENDANCE AREAS





NOTRE DAME FAMILY OF SCHOOLS - PROFILE

School Name	Panel	Address	Municipality	Site Size (Acres)	Original Building Year	Additions
Notre Dame College	Secondary	64 Smith Street	Welland	11.09	1948	1959, 1961, 1962, 1973, 1995, 1996, 2004
Alexander Kuska CES	Elementary	333 Rice Road	Welland	14.01	1978	-
Holy Name CES	Elementary	290 Fitch Street	Welland	6.63	1963	1964, 1968, 1975
St. Alexander CES	Elementary	26 Highway 20 East	Pelham (Fonthill)	5.76	1958	1960, 1962, 1964, 1971, 1991, 2013
St. Andrew CES	Elementary	16 St. Andrews Avenue	Welland	4.6	1957	1961, 1962, 1965, 2010





NOTRE DAME FAMILY OF SCHOOLS - PROFILE

School Name	Panel	Address	Municipality	Site Size (Acres)	Original Building Year	Additions
St. Ann CES	Elementary	832 Canboro Road	Pelham (Fenwick)	8.9	1958	1962, 1965, 1968, 2002
St. Augustine CES	Elementary	300 Santone Avenue	Welland	5.66	1956	1957, 1960, 1963, 2003, 2010
St. Kevin CES	Elementary	182 Aqueduct Street	Welland	4.2	1949	1961, 1995
St. Mary CES	Elementary	120 Plymouth Road	Welland	6.62	1956	1957, 1960, 1968





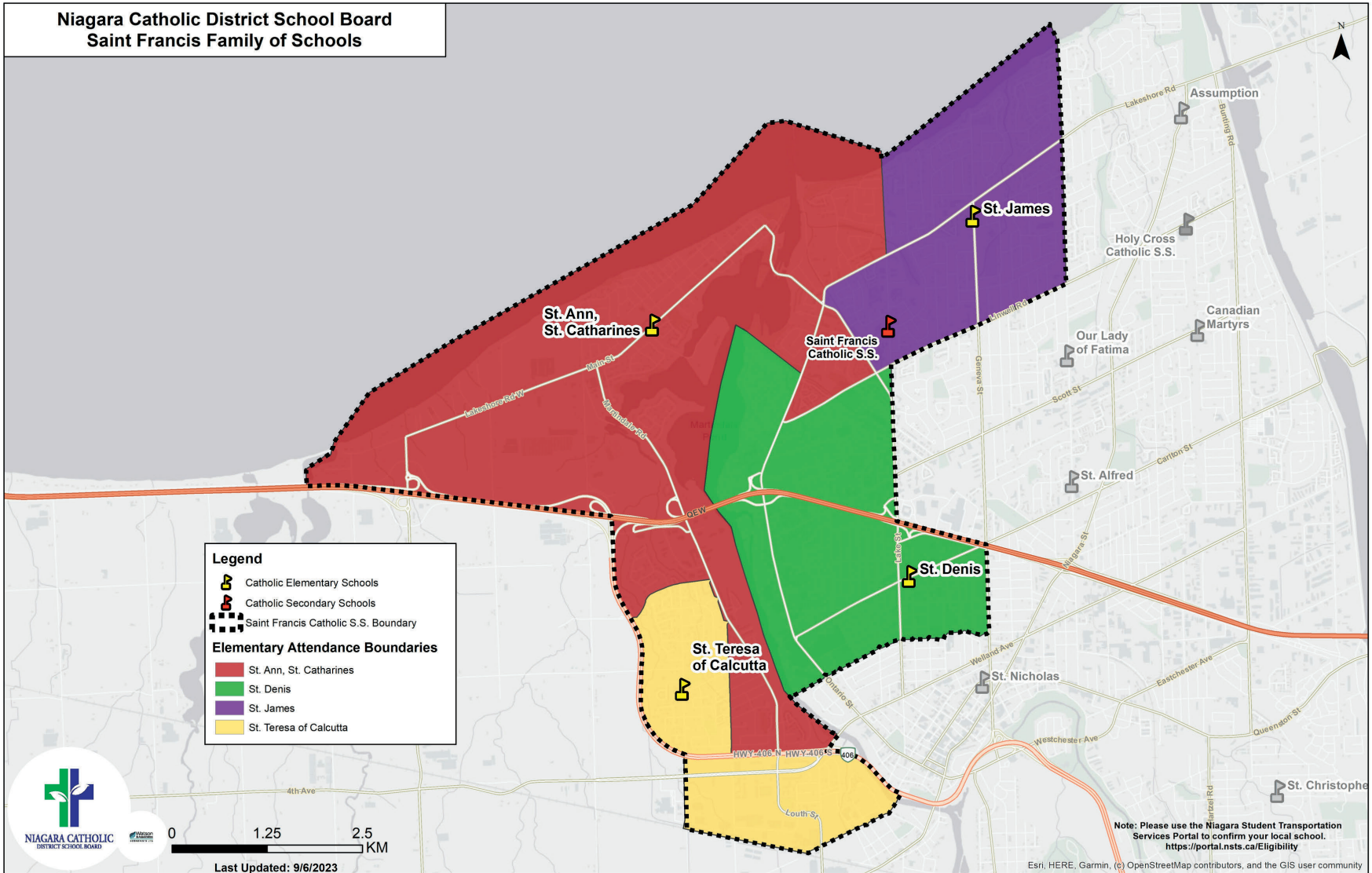
NOTRE DAME FAMILY OF SCHOOLS - 10-YEAR ENROLMENT PROJECTIONS

School	OTG	Current 2023/24	Year 1 2024/25	Year 2 2025/26	Year 3 2026/27	Year 4 2027/28	Year 5 2028/29	Year 6 2029/30	Year 7 2030/31	Year 8 2031/32	Year 9 2032/33	Year 10 2033/34
Alexander Kuska CES	481	499	526	556	593	630	667	685	700	728	750	767
Holy Name CES	423	424	415	411	420	415	410	412	424	436	449	461
St Alexander CES	423	461	489	509	544	567	595	621	647	677	696	718
St Andrew CES	400	315	327	332	333	326	321	321	318	308	314	315
St Ann, Fenwick CES	144	121	117	121	115	118	117	120	123	122	125	131
St Augustine CES	236	165	169	175	165	166	166	166	156	149	152	160
St Kevin CES	423	371	380	395	421	426	428	445	461	484	502	497
St Mary, Welland CES	435	195	206	211	216	226	231	231	232	232	239	242
Total Elementary	2,965	2,551	2,628	2,711	2,806	2,875	2,936	3,001	3,059	3,136	3,227	3,291
Notre Dame CSS	1,017	1,082	1,058	1,083	1,090	1,089	1,109	1,116	1,169	1,173	1,173	1,234

School	OTG	Current 2023/24	Year 1 2024/25	Year 2 2025/26	Year 3 2026/27	Year 4 2027/28	Year 5 2028/29	Year 6 2029/30	Year 7 2030/31	Year 8 2031/32	Year 9 2032/33	Year 10 2033/34
Alexander Kuska CES	481	104%	109%	116%	123%	131%	139%	142%	145%	151%	156%	160%
Holy Name CES	423	100%	98%	97%	99%	98%	97%	97%	100%	103%	106%	109%
St Alexander CES	423	109%	116%	120%	128%	134%	141%	147%	153%	160%	165%	170%
St Andrew CES	400	79%	82%	83%	83%	82%	80%	80%	79%	77%	79%	79%
St Ann, Fenwick CES	144	84%	81%	84%	80%	82%	82%	83%	85%	85%	87%	91%
St Augustine CES	236	70%	72%	74%	70%	70%	70%	70%	66%	63%	64%	68%
St Kevin CES	423	88%	90%	93%	99%	101%	101%	105%	109%	114%	119%	118%
St Mary, Welland CES	435	45%	47%	48%	50%	52%	53%	53%	53%	53%	55%	56%
Total Elementary	2,965	86%	89%	91%	95%	97%	99%	101%	103%	106%	109%	111%
Notre Dame CSS	1,017	106%	104%	107%	107%	107%	109%	110%	115%	115%	115%	121%




SAINT FRANCIS FAMILY OF SCHOOLS - ATTENDANCE AREAS





SAINT FRANCIS FAMILY OF SCHOOLS - PROFILE

School Name	Panel	Address	Municipality	Site Size (Acres)	Original Building Year	Additions
Saint Francis CSS	Secondary	541 Lake Street	St. Catharines	7.86	1968	1970, 1978, 1995
St. Ann CES	Elementary	218 Main Street	St. Catharines	3.93	1992	-
St. Denis CES	Elementary	175 Carlton Street	St. Catharines	4.32	1952	1955, 1996
St. James CES	Elementary	615 Geneva Street	St. Catharines	5.79	1962	1974, 2009, 2014
St. Teresa of Calcutta CES	Elementary	125 First Street Louth	St. Catharines	4.55	2005	-





SAINT FRANCIS FAMILY OF SCHOOLS - 10-YEAR ENROLMENT PROJECTIONS

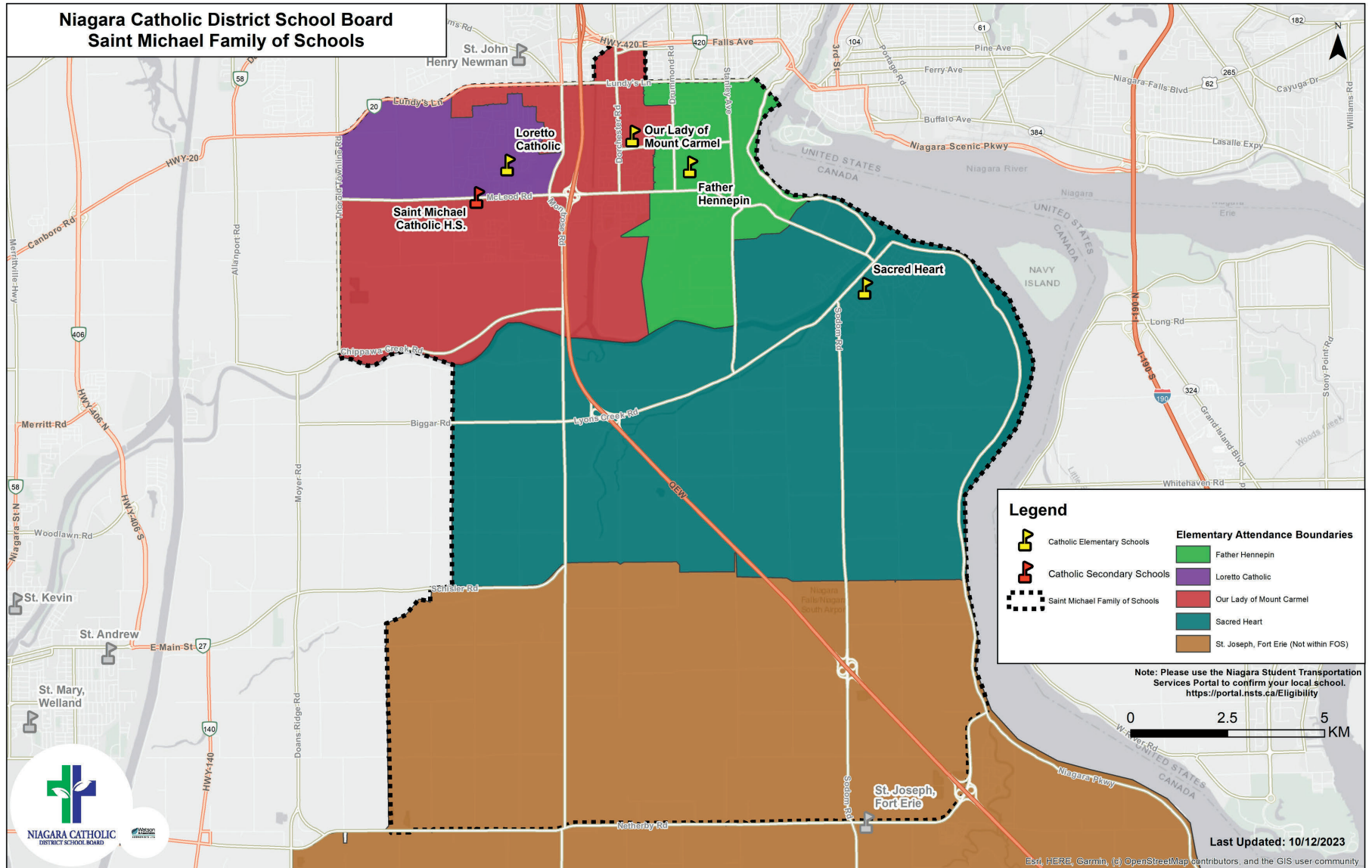
School	OTG	Current 2023/24	Year 1 2024/25	Year 2 2025/26	Year 3 2026/27	Year 4 2027/28	Year 5 2028/29	Year 6 2029/30	Year 7 2030/31	Year 8 2031/32	Year 9 2032/33	Year 10 2033/34
St Ann, St. Catherines CES	389	333	326	312	309	302	302	305	297	291	292	295
St Denis CES	366	283	293	291	285	281	281	273	268	268	271	274
St James CES	259	196	185	192	184	179	176	179	176	180	178	185
St. Teresa of Calcutta CES	329	225	225	237	238	246	243	254	250	252	258	246
Total Elementary	1,343	1,037	1,028	1,031	1,016	1,008	1,002	1,011	991	991	999	1,000
Saint Francis CSS	441	535	519	519	484	482	479	480	488	477	458	464

School	OTG	Current 2023/24	Year 1 2024/25	Year 2 2025/26	Year 3 2026/27	Year 4 2027/28	Year 5 2028/29	Year 6 2029/30	Year 7 2030/31	Year 8 2031/32	Year 9 2032/33	Year 10 2033/34
St Ann, St. Catherines CES	389	86%	84%	80%	79%	78%	78%	78%	76%	75%	75%	76%
St Denis CES	366	77%	80%	79%	78%	77%	77%	75%	73%	73%	74%	75%
St James CES	259	76%	71%	74%	71%	69%	68%	69%	68%	70%	69%	71%
St. Teresa of Calcutta CES	329	68%	68%	72%	72%	75%	74%	77%	76%	77%	78%	75%
Total Elementary	1,343	77%	77%	77%	76%	75%	75%	75%	74%	74%	74%	74%
Saint Francis CSS	441	121%	118%	118%	110%	109%	109%	109%	111%	108%	104%	105%





SAINT MICHAEL FAMILY OF SCHOOLS - ATTENDANCE AREAS





SAINT MICHAEL FAMILY OF SCHOOLS - PROFILE

School Name	Panel	Address	Municipality	Site Size (Acres)	Original Building Year	Additions
Saint Michael CHS	Secondary	8699 McLeod Road	Niagara Falls	16.03	2003	2014
Father Hennepin CES	Elementary	6032 Churchill Street	Niagara Falls	9.49	1956	1956, 1993
Loretto Catholic CES	Elementary	6855 Kalar Road	Niagara Falls	15	1999	2014
Our Lady of Mount Carmel CES	Elementary	6525 Carlton Avenue	Niagara Falls	5.77	1964	1968, 2021
Sacred Heart CES	Elementary	8450 Oliver Street	Niagara Falls	5.2	1957	1959, 1963, 1965, 2003, 2012





SAINT MICHAEL FAMILY OF SCHOOLS - 10-YEAR ENROLMENT PROJECTIONS

School	OTG	Current 2023/24	Year 1 2024/25	Year 2 2025/26	Year 3 2026/27	Year 4 2027/28	Year 5 2028/29	Year 6 2029/30	Year 7 2030/31	Year 8 2031/32	Year 9 2032/33	Year 10 2033/34
Father Hennepin CES	282	305	338	373	413	448	472	497	525	550	569	579
Loretto Catholic CES	392	410	392	378	369	368	376	382	401	413	428	450
Our Lady Of Mount Carmel CES	550	776	832	896	947	991	1,025	1,068	1,076	1,088	1,079	1,074
Sacred Heart CES	305	301	325	347	367	387	411	428	443	466	481	507
Total Elementary	1,529	1,792	1,887	1,994	2,095	2,194	2,284	2,375	2,445	2,517	2,557	2,611
Saint Michael CHS	954	1,105	1,158	1,235	1,298	1,364	1,432	1,471	1,515	1,561	1,587	1,623

School	OTG	Current 2023/24	Year 1 2024/25	Year 2 2025/26	Year 3 2026/27	Year 4 2027/28	Year 5 2028/29	Year 6 2029/30	Year 7 2030/31	Year 8 2031/32	Year 9 2032/33	Year 10 2033/34
Father Hennepin CES	282	108%	120%	132%	147%	159%	167%	176%	186%	195%	202%	205%
Loretto Catholic CES	392	105%	100%	97%	94%	94%	96%	97%	102%	105%	109%	115%
Our Lady Of Mount Carmel CES	550	141%	151%	163%	172%	180%	186%	194%	196%	198%	196%	195%
Sacred Heart CES	305	99%	106%	114%	120%	127%	135%	140%	145%	153%	158%	166%
Total Elementary	1,529	117%	123%	130%	137%	143%	149%	155%	160%	165%	167%	171%
Saint Michael CHS	954	116%	121%	129%	136%	143%	150%	154%	159%	164%	166%	170%



SAINT PAUL CATHOLIC FAMILY OF SCHOOLS - PROFILE

School Name	Panel	Address	Municipality	Site Size (Acres)	Original Building Year	Additions
Saint Paul CHS	Secondary	3834 Windermere Road	Niagara Falls	9.4	1967	1989, 1997, 2002
Mary Ward CES	Elementary	2999 Dorchester Road	Niagara Falls	4	1955	1974, 1977, 1987, 2013
Notre Dame CES	Elementary	6559 Caswell Street	Niagara Falls	5.14	1952	1953, 1954, 1967, 2003
St. Gabriel Lalemant CES	Elementary	6121 Vine Street	Niagara Falls	6.94	1958	1975, 1995, 2005





SAINT PAUL CATHOLIC FAMILY OF SCHOOLS - PROFILE

School Name	Panel	Address	Municipality	Site Size (Acres)	Original Building Year	Additions
St. John Henry Newman CES	Elementary	8120 Beaverdams Road	Niagara Falls	4.73	1956	1956, 1977, 2002, 2010, 2011
St. Patrick CES	Elementary	4653 Victoria Avenue	Niagara Falls	1.5	1966	-
St. Vincent CES	Elementary	3900 Kalar Road	Niagara Falls	5.04	2004	-





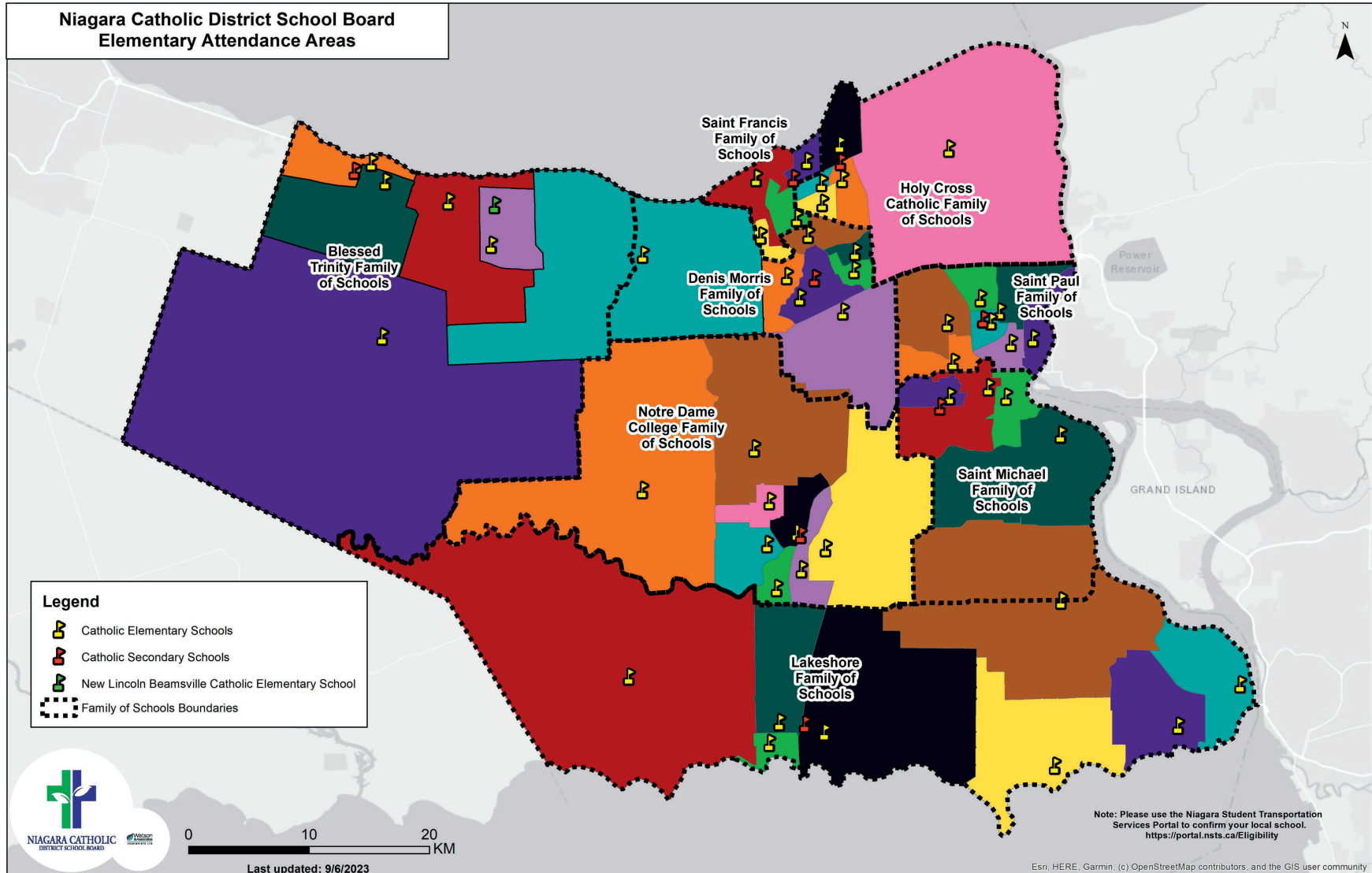
SAINT PAUL FAMILY OF SCHOOLS - 10-YEAR ENROLMENT PROJECTIONS

School	OTG	Current 2023/24	Year 1 2024/25	Year 2 2025/26	Year 3 2026/27	Year 4 2027/28	Year 5 2028/29	Year 6 2029/30	Year 7 2030/31	Year 8 2031/32	Year 9 2032/33	Year 10 2033/34
Mary Ward CES	426	362	377	369	379	385	395	405	408	419	423	448
Notre Dame CES	259	366	407	448	478	512	538	564	587	602	616	608
St Gabriel Lalemant CES	236	163	165	160	160	161	162	155	155	158	150	147
St. John Henry Newman CES	518	485	465	437	423	405	390	354	344	318	312	300
St Mary, Niagara Falls CES	236	235	237	238	243	254	252	244	243	248	235	238
St Patrick, Niagara Falls CES	305	180	177	179	181	189	192	189	199	197	195	199
St Vincent De Paul, Niagara Falls CES	331	235	250	252	257	251	256	258	255	252	254	248
Total Elementary	2,311	2,026	2,078	2,082	2,121	2,157	2,185	2,169	2,191	2,192	2,185	2,188
Saint Paul CHS	795	740	739	805	807	790	794	804	815	845	887	872

School	OTG	Current 2023/24	Year 1 2024/25	Year 2 2025/26	Year 3 2026/27	Year 4 2027/28	Year 5 2028/29	Year 6 2029/30	Year 7 2030/31	Year 8 2031/32	Year 9 2032/33	Year 10 2033/34
Mary Ward CES	426	85%	88%	87%	89%	90%	93%	95%	96%	98%	99%	105%
Notre Dame CES	259	141%	157%	173%	185%	198%	208%	218%	227%	232%	238%	235%
St Gabriel Lalemant CES	236	69%	70%	68%	68%	68%	69%	66%	66%	67%	63%	62%
St. John Henry Newman CES	518	94%	90%	84%	82%	78%	75%	68%	66%	61%	60%	58%
St Mary, Niagara Falls CES	236	100%	100%	101%	103%	108%	107%	103%	103%	105%	100%	101%
St Patrick, Niagara Falls CES	305	59%	58%	59%	59%	62%	63%	62%	65%	65%	64%	65%
St Vincent De Paul, Niagara Falls CES	331	71%	76%	76%	78%	76%	77%	78%	77%	76%	77%	75%
Total Elementary	2,311	88%	90%	90%	92%	93%	95%	94%	95%	95%	95%	95%
Saint Paul CHS	795	93%	93%	101%	102%	99%	100%	101%	103%	106%	112%	110%

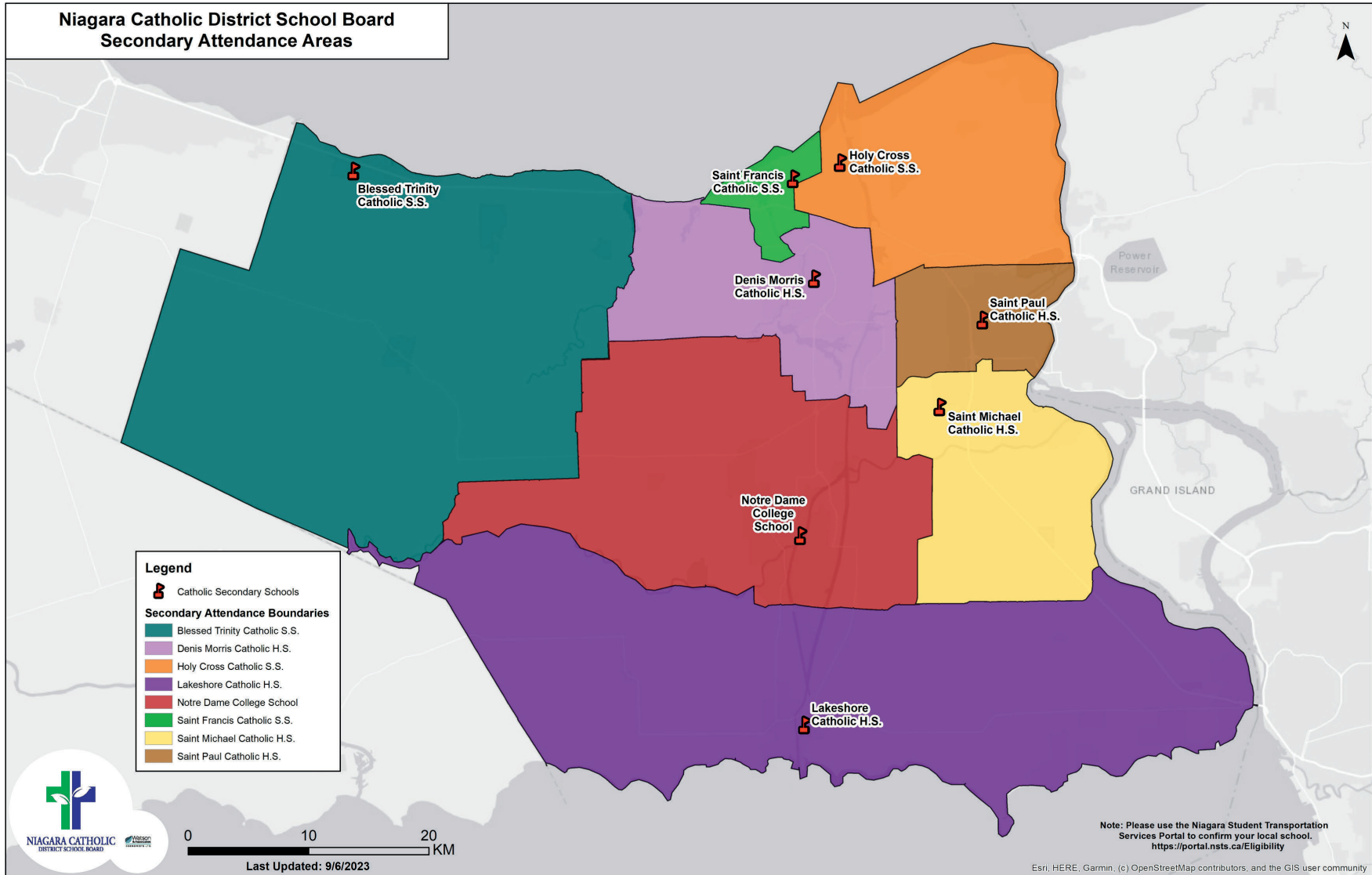


NCDSB FAMILY OF SCHOOLS - ELEMENTARY ATTENDANCE AREAS





NCDSB FAMILY OF SCHOOLS - SECONDARY ATTENDANCE AREAS



**TO: NIAGARA CATHOLIC DISTRICT SCHOOL BOARD
BOARD MEETING
FEBRUARY 27, 2024**

PUBLIC SESSION

TITLE: COMMUNICATIONS UPDATE – WEBSITE PROGRESS

The Communications Update – Website Progress report is presented for information.

Prepared by: Camillo Cipriano, Director of Education/Secretary-Treasurer
Jennifer Pellegrini, Communications Officer

Presented by: Camillo Cipriano, Director of Education/Secretary-Treasurer
Jennifer Pellegrini, Communications Officer

Approved by: Camillo Cipriano, Director of Education/Secretary-Treasurer

Date: February 27, 2024



REPORT TO THE BOARD FEBRUARY 27, 2024

COMMUNICATIONS UPDATE – WEBSITE PROGRESS

BACKGROUND INFORMATION

For the past several months, the Communications Department has held regular meetings with Powerschool (formerly known as School Messenger) to complete our new corporate website.

We are pleased to advise trustees that the launch date for the new corporate website is Monday, March 18, 2024, the day we return from the March Break.

The new site will include updated images and graphics, a modern layout, it will be fully responsive for mobile users, which is the way most members of the public access our site.

The content of our current site has been migrated to the new one. We are updating the language on the site to ensure it meets accessibility standards and is easier for people to understand. This includes:

- Shorter sentences
- Writing in active voice instead of passive
- Choosing simple words whenever possible

Rewriting the content also increases Niagara Catholic's ranking on search engines so that when people search specific keywords Niagara Catholic comes up at or near the top.

Last week, much of the new content was written and delivered to senior staff for review. It will be delivered to the website designers by the end of February. This includes images for the new site.

The next steps are:

- Staff who will use the website regularly – the Communications Department and some Administrative Assistants – will have a two-hour training session on February 29. Further training will take place as get closer to the launch date.
- IT Services is working with the developer to take care of the technical aspects of launching the new website.
- Working with Powerschool, the Communications team will spend the next several weeks before the site goes live curating photos and uploading content as we familiarize ourselves with the new content management system.
- A final review will take place during the March Break to ensure it functions properly before it goes live on March 18. During the March Break we will tease the launch of the new site on social media.

Elementary and secondary sites will follow in the spring. There is some work being done on the elementary sites right now, with the hope that they will launch in May. Secondary sites will be completed by the end of the school year.

The Communications Update – Website Progress report is presented for information.

Prepared by: Camillo Cipriano, Director of Education/Secretary-Treasurer
Jennifer Pellegrini, Communications Officer

Presented by: Camillo Cipriano, Director of Education/Secretary-Treasurer
Jennifer Pellegrini, Communications Officer

Approved by: Camillo Cipriano, Director of Education/Secretary-Treasurer

Date: February 27, 2024

**TO: NIAGARA CATHOLIC DISTRICT SCHOOL BOARD
BOARD MEETING
FEBRUARY 27, 2024**

PUBLIC SESSION

**TITLE: TRUSTEE INFORMATION
CALENDAR OF EVENTS – MARCH 2024**

MARCH 2024

SUN	MON	TUE	WED	THU	FRI	SAT
					1	2
3	4	5 Committee of the Whole Meeting	6 SEAC Meeting	7 NCPIC Meeting	8 Audit Committee Meeting	9
10	11	12	13	14	15	16
MARCH BREAK						
17	18	19 SAL Meeting Board Meeting	20	21 Niagara Foundation for Catholic Education Annual Benefit Gala	22	23
24	25	26	27	28 Holy Thursday	29 Good Friday	30 Holy Saturday
31 Easter Sunday	HOLY WEEK					