



*The Niagara Catholic District School Board through
the charisms of faith, social justice, support and leadership,
nurtures an enriching Catholic learning community for all
to reach their full potential and become living witnesses of Christ.*

AGENDA AND MATERIAL

SPECIAL BOARD MEETING

MONDAY, MAY 29, 2017
7:00 P.M.



MONSIGNOR CLANCY CATHOLIC ELEMENTARY SCHOOL

A. ROUTINE MATTERS

1. Opening Prayers – Trustee Fera -
2. Roll Call -
3. Approval of the Agenda -
4. Declaration of Conflict of Interest -
5. Overview of Special Board Meeting Procedures -

B. COMMITTEE AND STAFF REPORTS

1. Interim Final Staff Report B1.1
Ted Farrell, Superintendent of Education
2. Correspondence B2.1
2.1 Kim Freeman

C. DELEGATIONS

PUPIL ACCOMMODATION REVIEW (PAR) PUBLIC PRESENTATIONS
None Received by the deadline of 4:00 p.m. on May 18, 2017

D. MOMENT OF SILENT REFLECTION FOR LIFE

E. ADJOURNMENT

BOARD BY-LAWS EXCERPT

Special Meetings of the Board

Special meetings of the Board shall be held by order of the Board, on the written request of three (3) trustees, to the Chairperson or the Director, on the call of the Chairperson, or at the request of the Director of Education. The trustees shall be given a twenty four (24) hour notice for special meetings except in emergency situations. Such meetings shall be called for specific reasons. Such subjects shall be stated in the notice calling the meeting. Notwithstanding any other provisions to the Board's By-Laws, no other business shall be considered at a special meeting other than the subjects stated in the notice.

**TO: NIAGARA CATHOLIC DISTRICT SCHOOL BOARD
SPECIAL BOARD MEETING
MAY 29, 2017**

PUBLIC SESSION

**TOPIC: INTERIM FINAL STAFF REPORT FOR THE MONSIGNOR
CLANCY CATHOLIC ELEMENTARY SCHOOL AND ST.
CHARLES CATHOLIC ELEMENTARY SCHOOL MODIFIED
PUPIL ACCOMMODATION REVIEW**

The Interim Final Staff Report for the Monsignor Clancy Catholic Elementary School and St. Charles Catholic Elementary School Modified Pupil Accommodation Review is presented for information.

Prepared by: Ted Farrell, Superintendent of Education
Kathy Levinski, Administrator of Facilities Services
Scott Whitwell, Controller of Facilities Services

Presented by: Ted Farrell, Superintendent of Education
Kathy Levinski, Administrator of Facilities Services
Scott Whitwell, Controller of Facilities Services

Recommended by: John Crocco, Director of Education

Date: May 29, 2017



INTERIM FINAL STAFF REPORT FOR THE MONSIGNOR CLANCY CATHOLIC ELEMENTARY SCHOOL AND ST. CHARLES CATHOLIC ELEMENTARY SCHOOL MODIFIED PUPIL ACCOMMODATION REVIEW

BACKGROUND INFORMATION

The Niagara Catholic District School Board, approved at the February 28, 2017 Board Meeting the initiation of a Modified Pupil Accommodation Review for Monsignor Clancy Catholic Elementary and St. Charles Catholic Elementary Schools in accordance with the Pupil Accommodation Review Policy 701.2

As part of the open and transparent process, the Interim Final Staff Report for the Monsignor Clancy Catholic Elementary School Catholic Elementary School and St. Charles Catholic Elementary School Modified Pupil Accommodation Review is provided to Trustees with:

- i. an update on the process to date and
- ii. information obtained through community consultation that formed the basis for the final staff recommended accommodation option.

A copy of the Interim Final Staff Report is provided as Appendix A.

The public continues to have the opportunity to provide input on the final staff recommended option, via public delegations, to be considered by the Trustees at a Special Board Meeting to be held at Monsignor Clancy Catholic Elementary School on Monday, May 29, 2017, at 7 p.m.

Input provided at the meeting may result in changes to the Interim Final Staff Report. The Final Staff Report will include the input provided by the public through delegations at the Special Board Meeting and be provided to Trustees for their consideration at the June 13, 2017, Committee of the Whole Meeting prior to the June 20, 2017, Board Meeting at the Catholic Education Centre.

A copy of a report prepared in partnership with Brock University and the Niagara Workforce Planning Board entitled GROWING NIAGARA: A closer look at Niagara's aging population by Carol Phillips and Adam Durrant has been provided as Appendix B. This report provides a regional perspective into the changing demographics of the Niagara Region.

The Interim Final Staff Report for the Monsignor Clancy Catholic Elementary School and St. Charles Catholic Elementary School Modified Pupil Accommodation Review is presented for information.

Prepared by: Ted Farrell, Superintendent of Education
Kathy Levinski, Administrator of Facilities Services
Scott Whitwell, Controller of Facilities Services

Presented by: Ted Farrell, Superintendent of Education
Kathy Levinski, Administrator of Facilities Services
Scott Whitwell, Controller of Facilities Services

Recommended by: John Crocco, Director of Education

Date: May 9, 2017



Interim Final Staff Report

Monsignor Clancy Catholic Elementary School and St. Charles Catholic Elementary School Modified Pupil Accommodation Review



Mission Statement

The Niagara Catholic District School Board through the charisms of faith, social justice, support and leadership, nurtures an enriching Catholic learning community for all to reach their full potential and become living witnesses of Christ.

TABLE OF CONTENTS

1.0	INTRODUCTION	1
2.0	BACKGROUND	2
3.0	MODIFIED PUPIL ACCOMMODATION REVIEW PROCESS	3
4.0	COMMUNICATION PLAN	4
5.0	COMMUNITY CONSULTATION	4
5.1	Combined Catholic School Council Meeting – March 28, 2017	4
5.2	Online Feedback via the Board Website/Email	5
5.3	Public Meeting – April 20, 2017	5
5.4	Municipality/Community Partner Feedback	5
6.0	STAFF RECOMMENDATION	5
6.1	Accommodation Plan	6
7.0	NEXT STEPS	6

APPENDICES

Appendix A – Online Feedback

Appendix B – Minutes of Meeting April 20, 2017 and Feedback Collected Through The Process

1.0 INTRODUCTION

In accordance with the Pupil Accommodation Review Policy 701.2, this Interim Final Staff Report is provided to Trustees as part of the ongoing Modified Pupil Accommodation Review process for Monsignor Clancy Catholic Elementary School and St. Charles Catholic Elementary School.

The purpose of the Interim Final Staff Report is to update Trustees on the process to date and information obtained through community consultation that formed the basis for the final staff recommended accommodation option.

The public continues to have the opportunity to provide input on the final staff recommended option, via public delegations, to be considered by the Trustees at a Special Board Meeting to be held at Monsignor Clancy Catholic Elementary School on Monday, May 29, 2017, at 7 p.m. Input provided at the meeting may result in changes to the Interim Final Staff Report. The Final Staff Report will include the input provided by the public through delegations at the Special Board Meeting and be provided to Trustees for their consideration at the June 13, 2017, Committee of the Whole Meeting prior to the June 20, 2017, Board Meeting.

2.0 BACKGROUND

On February 28, 2017, the Niagara Catholic District School Board approved a Modified Pupil accommodation review process for Monsignor Clancy Catholic Elementary School and St. Charles Catholic Elementary School based on the Initial Staff Report prepared, and presented, by Board Staff. The recommended accommodation option, proposed by Board staff, was to consolidate Monsignor Clancy Catholic Elementary School and St. Charles Catholic Elementary School at Monsignor Clancy Catholic Elementary School, following any required renovations or addition, and close St. Charles Catholic Elementary School.

The Notice of Initiation of a Modified Pupil Accommodation Review was provided to the community within the five-day time frame prescribed by Pupil Accommodation Review Policy 701.2 and the Ministry of Education's Pupil Accommodation Review Guideline. March 2015.

A presentation was made at a combined Catholic School Council Meeting of the two schools on Tuesday, March 28, 2017, at 6 p.m. at Monsignor Clancy Catholic Elementary School to introduce the process and to provide parents with the opportunity to ask questions and provide input. A verbal update about the meeting was provided to Trustees at the April 4, 2017, Committee of the Whole Meeting and approved as an information item at the April 25, 2017, Board Meeting.

3.0 MODIFIED PUPIL ACCOMMODATION REVIEW PROCESS

The proposed timeline for this Modified Pupil Accommodation Review is provided in Table 1 and is in full compliance with the Ministry of Education Pupil Accommodation Review Guidelines and Board's

Pupil Accommodation Review Policy, 701.2. An additional meeting was held with the Catholic School Councils on March 28, 2017, not required by Board policy.

Table 1

Date	Meeting	Expectation
February 14, 2017	Submission of Initial Staff Report to the Board (Committee of the Whole Meeting)	<ul style="list-style-type: none"> Initial Staff Report and School Information Profiles (SIPs) are presented to Board of Trustees with staff Accommodation Review Recommendation
February 28, 2017	Board Meeting	<ul style="list-style-type: none"> Approval by the Board to conduct Modified Pupil Accommodation Review
March 7, 2017	Notice of Initiation to public of Modified Accommodation Review Process	<ul style="list-style-type: none"> Notice of Initiation distributed within 5 business days of initiation of accommodation review (following approval at Board Meeting) Initial Staff Report and School Information Profiles will be made available to the public
March 28, 2017	Meeting of Catholic School Councils	<ul style="list-style-type: none"> Overview of process to Catholic School Councils
No later than April 4, 2017	Input to be received from single and upper-tier municipalities and community partners	<ul style="list-style-type: none"> A minimum of 10 business days prior to Public Meeting
April 20, 2017	Public Meeting held at Monsignor Clancy Catholic Elementary School	<ul style="list-style-type: none"> No sooner than 30 business days after Board approval to conduct modified ARC Review of Initial Staff Report Presentation of School Information Profile(s) Receive public input
May 10, 2017	Interim Final Staff Report posted on the Board Website	<ul style="list-style-type: none"> To be posted a minimum of 10 business days prior to Board Meeting for public input through public delegations
May 29, 2017	Special Board Meeting for Public Input through delegations at Monsignor Clancy Catholic Elementary School	<ul style="list-style-type: none"> Notice of Board Meeting for Public Input through Delegations

June 13, 2017	Final Staff Report to Committee of the Whole	<ul style="list-style-type: none"> ● To Board of Trustees through Committee of the Whole including public input from Delegations
June 20, 2017	Board Meeting to decide accommodation	<ul style="list-style-type: none"> ● No earlier than 10 business days after public delegations ● Public to be notified of meeting in advance
June 27, 2017	Notice of decision on accommodation	<ul style="list-style-type: none"> ● Public to be notified of decision of Board of Trustees within 5 business days of decision

This Interim Final Staff Report will be posted on the Board website, www.niagaracatholic.ca, on Wednesday, May 10, 2017, as part of an open and transparent process.

4.0 COMMUNICATION PLAN

The communication plan used throughout the process incorporated a variety of different strategies and involved the Communications Department of the Board and the Principals of the schools.

A dedicated page, and appropriate banner were posted on the Board website under the Accommodation Planning tab. The website was kept current.

The website included the:

- Initial Staff Report
- The Notice of Initiation to the public
- Letter to the community and guardians
- Online feedback form that permits the public to provide input into the process
- Modified Pupil Accommodation Review timelines
- Meeting Agendas, presentations and minutes
- A Frequently Asked Questions section that outlines general answers and responses that the public may have about the process.
- The Pupil Accommodation Review Policy, 701.2

The website also includes a section on Pupil Accommodation Reviews in general that contains information on:

- Niagara Catholic District School Board
 - Long Term Accommodation Plan, 2016-2021
 - The Pupil Accommodation Review Policy, 701.2
- Ministry of Education
 - Pupil Accommodation Review Guidelines, March 2015
 - Guide to Pupil Accommodation Reviews
 - Administrative Review of a Pupil Accommodation Review Process
 - Community Planning and Partnerships Guidelines, March 2015

An email account dedicated to the process, thoroldmpar@ncdsb.com was created and monitored by the Administrator of Facilities Services, Kathy Levinski. Each incoming email received a response.

The SchoolConnects system was used to inform the school communities via phone and/or email on March 1, 2017, that a Modified Pupil Accommodation Review Process was underway and advised the community of the combined meeting of the Catholic School Councils on March 28, 2017, and the Public Meeting on April 20, 2017. The system will also be used to inform the communities that the Interim Final Staff Report is available online and of upcoming meeting dates.

Letters were sent to all lower and upper-tier municipalities, the Bishop, local parish priest, Catholic School Council Chairs and Co-Chairs, the three coterminous school boards, childcare partner, and the Ministry of Education.

The broader community was informed that a Modified Pupil Accommodation Review was being conducted in the St. Catharines Standard, on Saturday March 5, 2017, in Niagara This Week (Thorold and St. Catharines) on Wednesday March 8 and Thursday March 9, 2017, and in the Thorold News on Thursday March 9, 2017.

Facebook and Twitter were used the day of the April 20, 2017, Public Meeting to remind the public of the meeting. Pictures were also posted, of attendees participating in the process, during the meeting.

The Principals of each of the schools also included updates on the process in the monthly Newsletters that went home with students.

5.0 COMMUNITY CONSULTATION

Members of the community have been provided an opportunity to provide feedback in a variety of ways, including meetings and via electronic means.

5.1 Combined Catholic School Council Meeting - March 28, 2017

This meeting was attended by 13 parents/guardians from the school community. Board staff in attendance outlined the Modified Pupil Accommodation Review process and responded to questions from those in attendance. Questions generated concerned the scope of renovations that would be required at Monsignor Clancy Catholic Elementary School and how renovations would be managed with students still attending the school, how student safety would be addressed during renovations and following consolidation, whether opening up school boundaries was considered, how school histories will be honoured, what would happen if funding was not granted and if there was a change in government.

One parent spoke against the consolidation and requested that the existing Principal of the school be appointed as the Principal of the consolidated school.

Parents also commented on the advantages of a consolidation for families and from a socialization perspective for students.

5.2 Online Feedback via the Board Website/Email

The Board website was an important part of the communication strategy. Two pieces of online feedback were received. (Appendix A)

One email was received at the thoroldmpar@ncdsb.com address that suggested the Board leave the two schools open in anticipation of future growth in the area.

One piece of online feedback was received using the website link that supported the recommendation to consolidate and renovate Monsignor Clancy Catholic Elementary School.

5.3 Public Meeting - April 20, 2017

The Public Meeting was attended by 22 people. Following a presentation, a facilitated feedback technique known as the Interview Matrix was used to get input on the recommended option proposed by Board staff. The technique facilitated 100% participation from those in attendance.

The minutes of the meeting and the feedback collected through the process have been provided to Trustees for their review. (Appendix B)

5.4 Municipality/Community Partner Feedback

The community feedback from the Community Partnerships Meeting, held on November 30, 2016, did not garner any interest from potential new partners in either Monsignor Clancy Catholic Elementary School and St. Charles Catholic Elementary School.

No feedback was received from any of the municipalities, either lower-tier or upper-tier, or potential community partners in response to the Notice of Initiation of the Modified Pupil Accommodation Review that they received.

The existing childcare provider, YMCA of Niagara at St. Charles Catholic Elementary School did express the desire to the Administrator of Facilities Services, Kathy Levinski to continue to provide service at a consolidated school.

6.0 STAFF RECOMMENDATION

The Initial Staff Report - Monsignor Clancy Catholic Elementary School and St. Charles Catholic Elementary School recommended, from among four options, that the schools be consolidated within the existing Monsignor Clancy Catholic Elementary School. Monsignor Clancy Catholic Elementary School would need to be renovated and an addition added if required. Renovations would be required to meet the needs of primary students. Kindergarten classrooms will also need to be renovated.

The rationale for the Board staff decision, in the Initial Staff Report, was based on:

- Program Benefits
- Social Benefits
- Co-Curricular Opportunities
- Staff Impact
- School boundaries do not need to change and the local parish, Holy Rosary Roman Catholic Church, remains the same
- Transportation Benefits.

Through the consultation process to date, and considering the feedback received, Board staff continues to recommend the recommended accommodation option presented in the Initial Staff Report.

6.1 Accommodation Plan

The recommended option, as initially proposed in the Initial Staff Report - Monsignor Clancy Catholic Elementary School and St. Charles Catholic Elementary School, is to renovate and/or add to Monsignor Clancy Catholic Elementary School and close St. Charles Catholic Elementary School and direct students to attend Monsignor Clancy Catholic Elementary School.

No boundary changes are required as a result of the consolidation of the schools.

7.0 NEXT STEPS

The Interim Final Staff Report will be available to the public on May 10, 2017, and posted on the Board's website, 14 days after the Public Meeting. This posting provides the public 12 business to review the report prior to public delegations. The link to the report, and how to delegate to the Board, will be provided to the Monsignor Clancy Catholic Elementary School and St. Charles Catholic Elementary School parents/guardians via the SchoolConnects system by email/phone.

Members of the public have the opportunity to provide feedback through public delegations to the Board of Trustees as per Board By-law 100.1 at a dedicated Board Meeting on Monday, May 29, 2017, at Monsignor Clancy Catholic Elementary School in the cafeteria at 7 p.m.

Board staff will compile feedback from the public delegations which will be presented to the Board of Trustees with the Final Staff Report at the Committee of the Whole Meeting on Tuesday, June 13, 2017, to be considered at the Board Meeting on Tuesday, June 20, 2017.

If the recommended accommodation option is not approved by the Board, the schools will continue to exist status quo.

If the recommended accommodation is approved by the Board, a funding application will be made through the School Consolidation Capital funding process. If unsuccessful, the Board will then apply through the next round of Capital Priority funding by the Ministry of Education. Until such time as funding is approved the schools will continue to exist, status quo.

From: Kathy.Levinski@ncdsb.com
Sent: March 3, 2017 9:13 AM
To: ashleyross0410@gmail.com; thoroldmpar@ncdsb.com
Subject: RE: Feedback Form

Good Morning Ms. Ross

Thank you for your interest in the Thorold Pupil Accommodation Review. Your comments will be included in staff reports provided to Trustees as part of our open and transparent consultation process.

No decision has been made yet regarding the outcome of the potential consolidation, however, Board staff were required by Policy to provide a preferred option to Trustees in our Initial Staff Report to Trustees on February 14, 2017.

Staff did consider building a new school as one of four options provided, however, our preferred option was to renovate and/or add to Monsignor Clancy Catholic Elementary School and direct students from St. Charles Catholic Elementary School to attend Monsignor Clancy CES.

The reorganization could enhance program and learning opportunities for students and savings could be achieved by eliminating empty spaces.

Please continue to follow the Pupil Accommodation Review process on the Board website at www.niagaracatholic.ca. All of our meetings, reports, minutes, etc. are posted.

Kathy Levinski,
Administrator of Facilities Services
Niagara Catholic District School Board
427 Rice Road,
Welland, ON L3C 7C1
905-735-0240 ext. 273

-----Original Message-----

From: noreply@ncdsb.com [<mailto:noreply@ncdsb.com>]
Sent: Thursday, March 02, 2017 11:15 AM
To: Thorold MPAR <thoroldmpar@ncdsb.com>
Subject: Feedback Form

NAME: Ashley Ross

EMAIL: ashleyross0410@gmail.com

FEEDBACK:

It is to my understanding that the schools are thinking to merge together and potentially build a new 14 million dollar school to accommodate the students of Monsignor and St. Charles. I personally believe that the money to potentially be spent on the new building would be better invested into the current schools and help with the work to rule for the teachers and the sports and other activities both schools could benefit from like educational trips more sports fun activities within the school and to help with the schools programs for special needs and iep students. I personally don't think that spending that amount of money to build something new when there is nothing wrong with the 2 current schools now would be beneficial to anyone that attends both schools.

I understand we are still in the discussion aspects of the potential outcome and I think having the input from the community is a great chance for everyone including the government and city to see that why fix something that isn't broken is not a great idea but to help what we have now in place. In my eyes this funding would be better invested in what's currently there and taking care of the current issues at hand would be better spent with these funds.

Thank you for taking my feed back into consideration. I truly do hope our voices will be heard and not a do what we want to be voted into what us parents may not want.

Again thank you.
Have a great day
Ashley

Please consider the environment before printing this email.

This email, including any attachments, is the property of the Niagara Catholic District School Board. This information is intended only for the use of the individual to whom, or entity to which, it is addressed and may contain information that is privileged, confidential and exempt from disclosure under the Municipal Freedom of Information and Protection of Privacy Act. If the reader of this message is not the intended recipient or the employee or agent responsible for delivering the message to the intended recipient, you are hereby notified that any dissemination, distribution or copying of this communication is strictly prohibited. If you received this transmission in error, please notify the sender immediately and then permanently delete this message.

From: Levinski, Kathy
Sent: April-21-17 12:29 PM
To: paul feor <pwfeor@outlook.com>
Subject: RE: Monsignor Clancy and St. Charles Comments about Closing schools.

Good afternoon Mr. Feor,

Thank you for your comments on the Thorold Elementary Schools Pupil Accommodation Review. They will be provided to the Trustees in our Report.

Kathy Levinski,
Administrator of Facilities Services
Niagara Catholic District School Board
427 Rice Road,
Welland, ON L3C 7C1
905-735-0240 ext. 273

From: paul feor [<mailto:pwfeor@outlook.com>]
Sent: Thursday, April 20, 2017 11:16 AM
To: Thorold MPAR <thoroldmpar@ncdsb.com>
Subject: Monsignor Clancy and St. Charles Comments about Closing schools.

To whom it may concern:

As a parent and grandparent whose children have attended Holy Rosary (now closed and demolished) St. Charles and Monsignor Clancy both as a High School and Elementary School, I would like to state that I am totally against any closure of either school. I believe that school closures take away a sense of community both physically and spiritual and will not help develop a Christian path for the children to follow as they mature into adult life.

As a life long Thorold resident, I have attended all 3 Catholic Elementary Schools and would like to see a continuing growth of Catholic Education not a demise. I believe the Catholic community in Thorold will grow in the future and there will be a need for both schools to remain open.

Thank You,
Paul Feor
48 Water St.
Thorold Ont.
L2V 2K6
905-227-2770

Please consider the environment before printing this email.

This email, including any attachments, is the property of the Niagara Catholic District School Board. This information is intended only for the use of the individual to whom, or entity to which, it is addressed and may contain information that is privileged, confidential and exempt from disclosure under the Municipal Freedom of Information and Protection of Privacy Act. If the reader of this message is not the intended recipient or the employee or agent responsible for delivering the message to the intended recipient, you are hereby notified that any dissemination, distribution or copying of this communication is strictly prohibited. If you received this transmission in error, please notify the sender immediately and then permanently delete this message.



“The Niagara Catholic District School Board, through the charisms of faith, social justice, support and leadership, nurtures and enriching Catholic learning community for all to reach their full potential and become living witness of Christ.”

MINUTES
Monsignor Clancy Catholic Elementary School and St. Charles Catholic Elementary School
Modified Pupil Accommodation Review

PUBLIC MEETING

April 20, 2017

7:00 p.m.

at

MONSIGNOR CLANCY CATHOLIC ELEMENTARY SCHOOL

Minutes of the Monsignor Clancy Catholic Elementary School and St. Charles Catholic Elementary School Modified Pupil Accommodation Review Public Meeting of April 20, 2017 at 7:00 p.m. at Monsignor Clancy Catholic Elementary School.

The following staff members were in attendance:

Ted Farrell, Superintendent of Education; Kathy Levinski, Administrator of Facilities Services; Scott Whitwell, Controller of Facilities Services; Dan Trainor, Principal of Monsignor Clancy Catholic Elementary School; Susy Walsh, Acting Principal of St. Charles Catholic Elementary School; Deborah Ogilvie, Community Outreach Coordinator; Mary Gallardi, Administrative Assistant, Recording Secretary; Pat Vernal, Trustee.

There were 22 members of the public in attendance. (Appendix A)

A. WELCOME

Principal Trainor welcomed everyone to Monsignor Clancy Catholic Elementary School

B. OPENING PRAYER

Principal Walsh opened with a prayer.

C. BACKGROUND INFORMATION

Superintendent Farrell welcomed and thanked everyone for attending this evening and introduced Board staff and local Trustee in attendance.

Superintendent Farrell explained that the purpose of tonight’s meeting is to consult with the community on the recommended option contained in the Initial Staff Report. Community consultation is an important part of the open and transparent decision making process at Niagara Catholic.

The Initial Staff Report, available on the Board website, provides the rationale for the recommended option and supporting documentation. Paper copies of the report are also available at the school.

At this time, no decision has been made about consolidating the schools. Staff consults with the

community, gathers input and provides it to the Trustees who have full responsibility for the final decision.

Superintendent Farrell reviewed the agenda and indicated that there will be an opportunity for each attendee to provide input this evening.

Superintendent Farrell provided background information on the planning prior to the initiation of the Pupil Accommodation Review, including the development of the Long Term Accommodation Plan 2016-2021, that was approved last year by Trustees following extensive consultation. The Plan, which is available on the Board website, considered all school sites and provided potential recommendations to deal with enrolment pressures and the corresponding financial impact.

The Long Term Accommodation Plan recommended that St. Charles Catholic Elementary School and Monsignor Clancy Catholic Elementary School be considered this year for potential consolidation. All recommendations in the Long Term Accommodation Plan, including this one, are to provide the highest quality of Catholic Education possible in the highest quality facilities feasible.

The Initial Staff Report was presented to the Trustees at the February 14th, 2017 Committee of the Whole Meeting and the Modified Pupil Accommodation Review process was approved on February 28th, 2017. Board staff also made a presentation on the process to a combined Catholic School Council Meeting on March 28th, 2017.

Controller Whitwell described the Community Planning and Partnerships consultation process and the Community Planning and Partnerships Public Meeting to solicit potential partnerships on November 30, 2016. Sixty-six organizations were invited and 22 organizations attended. To date the Board has not received any additional new partnership proposals.

Kathy Levinski, Administrator of Facilities Services described some of the enrolment pressures highlighted in the Long Term Accommodation Plan with the Catholic elementary schools in Thorold. Declining enrolment is not only a Niagara Catholic issue, it is a provincial issue. A number of boards have the same problem and in order to address this the Ministry of Education has provided new guidelines to support school boards, including School Board Efficiencies and Modernization, Pupil Accommodation Review and Community Planning and Partnerships. The Board has updated policies accordingly.

Monsignor Clancy Catholic Elementary School and St. Charles Catholic Elementary School have been approved for an accommodation review because the reorganization of the two schools: 1) could enhance program and learning, 2) utilization is low for both schools and 3) one or more of the schools is experiencing higher building maintenance and operation costs than average for the Board.

Kathy Levinski presented several charts and graphs of board and local enrolment/surplus spaces within the Board. She explained that enrolment is the major factor considered when the Ministry of Education provides funding to school boards. Such funding affects the ability of the Board to address operating and capital expenditures, determine staffing and provide appropriate programming. Currently, an average size elementary school can fit into the 13 empty classrooms currently available at the two schools.

Superintendent Farrell noted that there are 49 elementary schools in the Niagara Catholic District School Board; the other 47 have an ELKP to Grade 8 structure which do not require an additional school transition prior to students attending their local Catholic high school.

Board staff consulted with the Principals at Monsignor Clancy Catholic Elementary School and St. Charles Catholic Elementary School, in addition to the Program and Special Education Departments at

the Board, to identify advantages of consolidating the two schools. Benefits of the combined structure were highlighted, such as, programming, social elements and co-curricular events. Combining the schools can also enhance the faith experience of students in preparing to receive the sacraments and attending Mass.

Additionally, the impact on staffing levels would be minimal and there are no boundary changes required and the association with the local parish, Holy Rosary Roman Catholic Church is unaffected. Opportunities for professional dialogue with colleagues from different divisions is enhanced. Transportation would be required by fewer students which would result in just under \$10,000 in annual savings. Families who have children in both schools would also benefit.

Financial considerations were highlighted. Board funding is reduced when schools fall below 65% of their capacity. The 2,000 underutilized pupil spaces last year cost the Board approximately \$1.83 million. The maintenance costs for the underutilized space at Monsignor Clancy and St. Charles Catholic Elementary Schools is \$333,793.00. Financial savings can be reallocated back into classroom resources.

Controller Whitwell described the four accommodation options considered by staff:

1. Renovate and/or add to Monsignor Clancy Catholic Elementary School, close St. Charles Catholic Elementary School and direct the students to attend Monsignor Clancy Catholic Elementary School.
2. Build a new elementary school on the Monsignor Clancy Catholic Elementary School site and close St. Charles Catholic Elementary School and redirect the students to Monsignor Clancy Catholic Elementary School.
3. Renovate and add to St. Charles Catholic Elementary School and close Monsignor Clancy Catholic Elementary School and
4. Keep both schools open, renovate Monsignor Clancy Catholic Elementary School for kindergarten programming, adjust the attendance area boundaries by doing an Attendance Area Review to increase the enrolment at St. Charles Catholic Elementary School and also to demolish any excess space at Monsignor Clancy Catholic Elementary School. Both schools would then have an ELKP - Grade 8 structure.

The recommended option, as indicated in the Initial Staff Report, is to renovate and/or add to Monsignor Clancy Catholic Elementary School and close St. Charles Catholic Elementary School and direct students to attend Monsignor Clancy Catholic Elementary School. Monsignor Clancy Catholic Elementary School would require retrofitting and/or an addition in order to deliver kindergarten programming and make the school appropriate for primary students.

The Monsignor Clancy Catholic Elementary School site is more than adequate to accommodate both school communities and a potential child care centre, if supported by the Region, and funded by the Ministry of Education. A renovation would provide the opportunity to ensure that accessibility requirements and technology upgrades are addressed. There are advantages that the current school has that are not generally funded when new schools are built such as the theatre, double gym, Chapel and cafeteria.

Superintendent Farrell explained tonight's mandate to collect feedback on the recommended option to consolidate the two schools at Monsignor Clancy Catholic Elementary School and retrofit appropriately. The public input will be provided to the Trustees so they hear from the community. A facilitated interview matrix process will be used which gives everyone a minimum of twenty minutes to provide their input. Examples of out of scope issues not to be discussed tonight include the selection of an

architect, transition plan and how to honour the school history. Such issues will be dealt with later pending any decision by the Trustees.

Superintendent Farrell shared that the child care provider has been contacted and child care will continue to be provided if the schools are consolidated.

Superintendent Farrell asked if there were any questions on the information presented this evening that need to be answered prior to providing input.

Heather Sartor – Parent of children in both schools:

I would like clarification with respect to the timelines for the schools to actually be combined.

Ted Farrell

That timeline is not relevant if a consolidation does not get approved. I can speak to a potential timeline later.

D. FACILITATED SESSION FOR PUBLIC INPUT

Members of the public were directed into groups of four to answer four questions provided to them:

1. What do you like about the recommended option?
2. What do you dislike about the recommended option?
3. What is one change you would make to the recommended option that would have a significant, positive effect on the outcome of the final decision?
4. What actions can be taken to lessen the impact of implementing the recommended option?

The public answered the question they were assigned and then interviewed each other in five-minute timed sessions. Feedback is included in Appendix B.

Following the interviews, members of the public were grouped by the question that they were assigned originally to consolidate their thinking and put common themes on a flipchart. Feedback from this part of the process is included in Appendix C.

Members of the public returned to their original seats and one member from each group presented the information they recorded on the flipchart.

E. REVIEW OF TIMELINES

Superintendent Farrell reviewed the timelines and shared future meeting dates. The process to delegate to the Board was described and it was explained that submissions must be made in advance.

Following approval by the Board, and pending Ministry funding, it can take three to four years to complete the entire consolidation process and have students in the same school.

F. OTHER OPPORTUNITIES FOR INPUT

Superintendent Farrell pointed out the banner on the website to click on in order to provide feedback. The public can submit an online form with comments, email thoroldmpar@ncdsb.com or call Kathy Levinski. All input gathered will be provided to Trustees in staff reports.

G. QUESTIONS

Superintendent Farrell opened the floor for questions. No questions asked.

H. FURTHER ACTION

Special Board Meeting for Public Input through Delegations to be held on May 29th, 2017 at 7:00 p.m. at Monsignor Clancy Catholic Elementary School in the cafeteria.

Superintendent Farrell thanked everyone for their attendance and input this evening.

I. ADJOURNMENT

The meeting was adjourned at 8:45 p.m.



**Monsignor Clancy and St. Charles Catholic Elementary Schools
Modified Pupil Accommodation Review**

PUBLIC MEETING
April 20, 2017 – 7:00 p.m.

PRINT NAME	SCHOOL
Cassandra Paulbird	St Charles Elementary
Pat Vernal	Granter
RODNEY RIBOLFO	ST. CHARLES ELEMENTARY
Angela Coleman	St. Charles / Monsignor
Jennifer Hamm	Monsignor Clancy.
Candice Stonham	St Charles / Monsignor
Vicky Stonham	" "
Millie Robertson	Monsignor Clancy.
Christine Parlatore	St. Charles / Monsignor Clancy
MIKE PERSIA	ST. CHARLES.
Audrey Weber	St. Charles.
Patricia Thompson	St. Charles
Robert Hunt	St. Charles / Monsignor -
Jaime Taylor	St. Charles
Ashley Serravalle	St. Charles



NIAGARA CATHOLIC
DISTRICT SCHOOL BOARD

**Monsignor Clancy and St. Charles Catholic Elementary Schools
Modified Pupil Accommodation Review**

PUBLIC MEETING
April 20, 2017 – 7:00 p.m.

PRINT NAME	SCHOOL
Melissa Nievas	St. Charles
Lauren Lynds	St. Charles / monsignor
Rosanne + Sam Rotundo	Monsignor Clancy.
Tanya Masales	Monsignor Clancy.
Heather Sartor	St Charles / Clancy
Sergio Sartor	St. Charles / Clancy
Sonia Mullins	" "

Question 1

What do you like about the recommended option?

1. What do you like about the recommended option? (Please Print)

Name: Rob Hunt

School: Monsignor Clancy St. Charles Both

- Right sized facilities to students
- Employment stays steady
- Keeps double gym, chapel, theatre (not funded in new schools)
- Schools close - minimal impact.
- Consider reasonable response to current demographics
- Better funding.
- Full utilization of the school.

Name: Candice

School: Monsignor Clancy St. Charles Both

- Not losing Clancy
- Eliminate tennis court
- funding will be better - "bring back cafeteria"

Name: Vicky

School: Monsignor Clancy St. Charles Both

- ~~•~~ - Family in same school.

Name: Mike

School: Monsignor Clancy St. Charles Both

- family all in one school.
- funding increase.

1. What do you like about the recommended option? (Please Print)

Name: Heather Sartor School: Monsignor Clancy St. Charles Both

As a family with children in both schools, it is important to have our children at one school. It is difficult to manage 2 school schedules as well as bus times that are different. The recommendation would ensure that our schools align with all other schools in Niagara Catholic.

Name: Sergio Sartor School: Monsignor Clancy St. Charles Both

- #1 - Keep families together
- Older children and younger children can interact more - right now they have to schedule taxis
- Bus times is very difficult with two schools, having them together eases this for both children and parents
-

Name: Rosanne Rotundo School: Monsignor Clancy St. Charles Both

- Students in Thorold will have the same opportunity as students in the rest of the province of being in a K-8 school - have experiences of JK-8 school life.
- All families are in one building with one bus schedule, one school schedule and communication from one school
-

Name: Sam Rotundo School: Monsignor Clancy St. Charles Both

Siblings will be able to go to the same school ~~and to~~

1. What do you like about the recommended option? (Please Print)

Name: _____ School: Monsignor Clancy St. Charles Both

Both communities will be together.

Name: _____ School: Monsignor Clancy St. Charles Both

It will be nice for the grade 8 students and the ELKP students to learn from each other.

Name: _____ School: Monsignor Clancy St. Charles Both

Most schools are ELKP - Grade 8

Name: _____ School: Monsignor Clancy St. Charles Both

More parent volunteers - all at one school

1. What do you like about the recommended option? (Please Print)

Name: Lauren Lynds School: Monsignor Clancy St. Charles Both

- I believe that the recommended option is the best option.
- I think Monsignor is a good school and there is no need to re-build entirely. St. Charles is not big enough to accommodate everyone.
- It is best to keep students together regardless of the grade - I would like all my children to be in the same school.
- Eliminating the grade 4 transition is in everyone's best interest.
- Eliminating different schedules, different environments and unfamiliar faces. - Grade 4 distraction to education eliminated.

Name: Melissa Nievas School: Monsignor Clancy St. Charles Both

I like the fact that both my children will be at the same school, will have the same start time and schedule.

Name: Jaime Taylor School: Monsignor Clancy St. Charles Both

- I like that my kids will be at the same school.
- That the older students can help the younger students.
- Positive professional development between staff members.

Name: Ashley Serravalle School: Monsignor Clancy St. Charles Both

- All 3 of my children will attend the same school.
- Same start/end time.

Question 2

What do you dislike about the recommended option?

2. What do you dislike about the recommended option? (Please Print)

Name: Candice Stonham School: Monsignor Clancy St. Charles Both

↳ the construction / safety
- the loss of St. Charles
- the bullying is already hard to handle at Clancy so it will be harder with more little kids
↳ playground, no little one & not loss one at St Charles
↳ loss of each schools identity - their mascot

Name: Rob School: Monsignor Clancy St. Charles Both

↳ doesn't tell us what happens to St Charles
↳ what will come next for Clancy - revolving school.

Name: Mike School: Monsignor Clancy St. Charles Both

↳ all one with all kids. and bullying - it vs grade & well being of all the kids

Name: Vicky School: Monsignor Clancy St. Charles Both

↳ lose job
↳ loss of St Charles my school (everything put in to St Charles to be brought over and memory lane at Clancy of St Charles so the little ones identity is remembered and brought forward.

2. What do you dislike about the recommended option? (Please Print)

Name: Sergio Sartor School: Monsignor Clancy St. Charles Both

- The timeline of 3 or 4 years is too long
- Will housing bubble positively impact Thorold's population? - Could our children end up in portables?
- Lack of Air Conditioning in older school

Name: Heather Sartor School: Monsignor Clancy St. Charles Both

The potential length of time that ~~new~~ renovations would take to complete.
An older facility being used
The loss of a principal

Name: Sam Rotundo School: Monsignor Clancy St. Charles Both

To Much Discussion, Just Make the decision & execute it

Name: Rosanne Rotundo School: Monsignor Clancy St. Charles Both

- length of time for this process to see completion
- MC an older building will there be upgrades to maintain building - airconditioning?
- Thorold again loses out on a New School → schools are moved around and renamed

2. What do you dislike about the recommended option? (Please Print)

Name: Melissa Nieves School: Monsignor Clancy St. Charles Both

-only thing that concerns me is if the kids move into an unfinished school and is not completely renovated by the time the merge takes place. I want to ensure my kids are in a safe environment and ready to experience a new school at its fullest potential.

Name: Lauren Lynds School: Monsignor Clancy St. Charles Both

There is nothing that I dislike about the recommended option. I believe that renovating Clancy to accommodate both schools is the best option.

Name: Ashley Serravallo School: Monsignor Clancy St. Charles Both

→ That construction will be done during school time.
→ Kids will be moved to an unfinished school.

Name: Jamie Taylor School: Monsignor Clancy St. Charles Both

I believe this is the best option. I am excited for both my children.

Question 3

What is the one change you would make to the recommended option that would have a significant, positive effect on the outcome of the final decision?

3. What is the one change you would make to the recommended option that would have a significant, positive effect on the outcome of the final decision? (Please Print)

Name: Ashley Serravalle School: Monsignor Clancy St. Charles Both

~~That all 3 of my children will attend the same school.~~
That construction be done when children are out of school. (summer/ or evenings)

Name: Jaime Taylor School: Monsignor Clancy St. Charles Both

I agree to the recommended option.

Name: Melissa Nievas School: Monsignor Clancy St. Charles Both

To ensure the renovation is complete on time and not while the kids are in school.

Name: Lauren Lynds School: Monsignor Clancy St. Charles Both

-making sure that the renovation is done during summer and if it continues into the school year to ensure that each classroom has a class to teach in.

3. What is the one change you would make to the recommended option that would have a significant, positive effect on the outcome of the final decision? (Please Print)

Name: Sam Rotundo

School: Monsignor Clancy St. Charles Both

Ensure there is enough time allotted to ensure all classrooms are fully ready so that no portables are needed.

Name: Rosanne Rotundo

School: Monsignor Clancy St. Charles Both

• time factor - that the school is ready for the students for the first day of school - no delays or disruption to students.

• get this job done ASAP so our students in the Thorold Community have the same experiences of a K-8 school as the rest of the province!!

Name: Sergio Sarto

School: Monsignor Clancy St. Charles Both

- Speed it up

Name: Heather Sarto

School: Monsignor Clancy St. Charles Both

ensure that completion of renovations is "on time and on budget."

Renovations done in the summer and not during school months

3. What is the one change you would make to the recommended option that would have a significant, positive effect on the outcome of the final decision? (Please Print)

Name: VICKY STONHAM School: Monsignor Clancy St. Charles Both

THAT THE SAFETY OF ALL CHILDREN + ADULTS
ARE MET ABOVE + BEYOND NORMAL CONDITIONS.
AND THAT ALL ARE HAPPY WITH MOVING ON.
HAVE PARENTS UPDATED FULLY + FREQUANTLY

Name: MIKE School: Monsignor Clancy St. Charles Both

WOULD NOT LIKE TO SEE CLANCY DEMOLISHED
ADD TO ADD ON TO CLANCY, BUT WOULD LIKE
TO SAVE ST. CHARLES AS A CONSTRUCTIVE
BUILDING FOR SR. OR OTHER.

Name: ROB School: Monsignor Clancy St. Charles Both

DON'T HAVE ANY RECOMMENDATIONS AT THIS
TIME.

Name: CADDICE School: Monsignor Clancy St. Charles Both

KEEPING ALL STAFF FROM ST. CHARLES
AND MONS. CLANCY AS WELL AS MR.
TRAINOR + MRS. WAHSH. THIS WAY ALL
STUDENTS WILL ADJUST WELL TO THE
TRANSITION.

Question 4

What actions can be taken to lessen the impact of implementing the recommended option?

4. What actions can be taken to lessen the impact of implementing the recommended option? (Please Print)

Name: Rosanne Rotundo School: Monsignor Clancy St. Charles Both

- make this as smooth and seamless for the students
- get students motivated to amalgamate as one. (ie school events, assemblies)

Name: SAM Rotundo School: Monsignor Clancy St. Charles Both

For the students at St. Charles that will be impacted by the move ensure they are well communicated to, get involved in the planning for the move, also come to MS to see their new school, new classrooms and orientation session before the start of new school year.

Do a buddy system with older grades to ~~ensure~~ help the younger kids get accustomed to the new school.

Name: Heather Sartor School: Monsignor Clancy St. Charles Both

Not having a mid year transition for staff and students.

Try to maintain consistent staff for the transition.

Communication with parents is clear.

Name: Sergio Sartor School: Monsignor Clancy St. Charles Both

- Demolish St. Charles as quickly as possible to not have abandoned buildings in Thorold
- sell the land for profit
- Improve the curb appeal of Monsignor Clancy

4. What actions can be taken to lessen the impact of implementing the recommended option? (Please Print)

Name: Jaime Taylor School: Monsignor Clancy St. Charles Both

- not having students in gym while construction is taking place (multiple classes learning all day)
- transitions/visits for early years students, primary etc.

Name: Ashley Serravalle School: Monsignor Clancy St. Charles Both

- visits to Clancy
- open house or parent tour of proposed renovation plan. (X)

Name: Lauren Lynds School: Monsignor Clancy St. Charles Both

- making sure all classes are within a class during renovation stage.
- making a decision sooner than later to help improve enrollment, + keep family in NCDSB.
- speed up this process.

Name: Melissa Nevas School: Monsignor Clancy St. Charles Both

- Have kids visit Clancy more often
- Speed up the process and make construction complete before the transition

4. What actions can be taken to lessen the impact of implementing the recommended option? (Please Print)

Name: MIKE PERSIA School: Monsignor Clancy St. Charles Both

~~REBUILD~~ - TO NOT BUILD A NEW BUILDING ON CURRENT SITE (MC) BUT ADD TO IT OR UTILIZE ALL THE DEAD SPACE!

Name: VICKY School: Monsignor Clancy St. Charles Both

THAT THE SAFETY OF ALL CHILDREN/ADULTS ARE MET ABOVE + BEYOND NORMAL CONDITIONS AND THAT ALL ARE HAPPY WITH MOVING ON.

Name: CANACE School: Monsignor Clancy St. Charles Both

WHEN THE ~~IS~~ GET TO INTERACT WITH JK KIDS AT RECESS, BULLYING IS AN ISSUE
WHAT ARE THE CONSTRUCTION STEPS GOING FORWARD,

Name: ROB School: Monsignor Clancy St. Charles Both

HOLDING PUBLIC FORMS
BETTER COMMUNICATE ON CONSTRUCTION
FUNDING FROM CAFETERIA

Question 1

What do you like about the recommended option?

- 1) Children all in same school
- 2) Same bus schedule
- 3) All volunteers @ one school
- 4) Will match other elementary schools (K-8)
- 5) Opportunity for Grade 8's to help K. and vice versa
- 6) Maintaining double gym, chapel, and theater and cafeteria
- 7) Only one transition (to High school)
- 8) Lower costs = more \$ in class rooms
- 9) Better opportunities for staff development
- 10) Same school schedule

Question 2

What do you dislike about the recommended option?

2

What do you dislike about the recommended option:

- Unfinished School → construction
- Safety's health
- St. Charles Heritage
- Possibility of Bullying
- Lack of playgrounds
- Lack of history
- Lost over runs
- unknown what happens to St. Charles
- The length of transition
- loss of principal
- Walking would be too far for some students.

Question 3

What is the one change you would make to the recommended option that would have a significant, positive effect on the outcome of the final decision?

3) • Construction be done
when the kids are not in school
(ie/ after school hours/ summer)

Done in a sooner time frame

Be sure there is enough space so
that it can fit future students
if enrollment goes up (no
portables)

Question 4

What actions can be taken to lessen the impact of implementing the recommended option?

④

- construction to be done over summer months
- smooth transitions for students
- no mid-year transition
- maintain consistent staff
- communication to students, parents, community, get students motivated about the move
- open house for parents to tour the renovation plan
- keep students housed in a regular classroom during renovations
- funding from cafeteria



Niagara Community Observatory



GROWING NIAGARA: A closer look at Niagara's aging population

Policy Brief #26, January 2017

By Carol Phillips and Adam Durrant

The attraction of a younger skilled workforce has become a goal of municipalities across Canada. The presence of young people and young families is seen as a sign of a healthy, growing community. A younger labour force supports a stable tax base. As older workers enter retirement and exit the workforce, they are replaced by younger workers, continuing the flow of tax revenues needed to fund desirable services for both younger and older citizens. And so, communities across Ontario, across Canada and even around the world develop strategies to attract and retain its younger citizens.

The ideas of population attraction and retention have become even more of a challenge globally as the baby boomer generation enters retirement and the numbers of younger workers are not there to replace them in the workforce. Like many of the world's major economies, Canada has an aging population which could ultimately put a strain on its economy, its pension and health-care systems. By 2035, the Conference Board of Canada estimates 24.4 per cent of Canada's population will be over the age of 65 – that will be a greater proportion than the U.S. or Australia (both around 20 per cent), comparable to the U.K. and France, but less than Japan (32.2 per cent), Germany (31 per cent) and Italy (29.4 per cent) (Conference Board of Canada 2015, p13).

This study takes a closer look at the Niagara numbers to see how they stand up to the ongoing narrative that the region has trouble attracting younger workers. It is an update to our 2009 policy brief, *The Young Are the Restless*, which found that Niagara could retain its younger workers, but struggled in efforts to attract new people. Seven years later, this current study has found the 20-29 age cohort, based on recent population estimates, has grown over the past 15 years, perhaps due to the existence of both a university and a college in this region. However, growth is not keeping pace with the Ontario average.

Regional Council set its Strategic Priorities Implementation Plan in 2015 to increase Niagara's "global attractiveness" and improve economic prosperity in the region. Two main pillars of this strategy are to attract immigrants and to attract and retain a younger skilled labour force in an effort to grow the population. The Niagara Region youth retention strategy targets the age range of 20-34 years old.

Our subsequent examination of the age of Niagara residents identified another trend. Niagara's population in the 0-15 and 30-44 age cohorts is falling. This suggests that efforts to reverse Niagara's aging population and slow growth by singularly attracting "youth" would likely benefit from a wider focus.

WHY IS THIS A PROBLEM?

An aging population has become of great policy concern as more people leave the workforce due to retirement than those entering the workforce to replace them. Economists fear that not only would this stunt economic growth, but would put pressure on the tax system as insufficient revenue would be generated to support the growing need for services.

The Canadian population is aging, much like Niagara, due to a low birth rate coupled with a low mortality rate (i.e. fewer babies are being born while more people are living longer). In this scenario, Canada's natural rate of population growth is expected to decline steadily over approximately the next 20 years (Fields 2014). Immigration is now considered a key component to population growth. On a local level, this is expressed as a desire for positive net-migration – that is, more people moving into the area from other cities and provinces, as well as other countries, than are leaving.

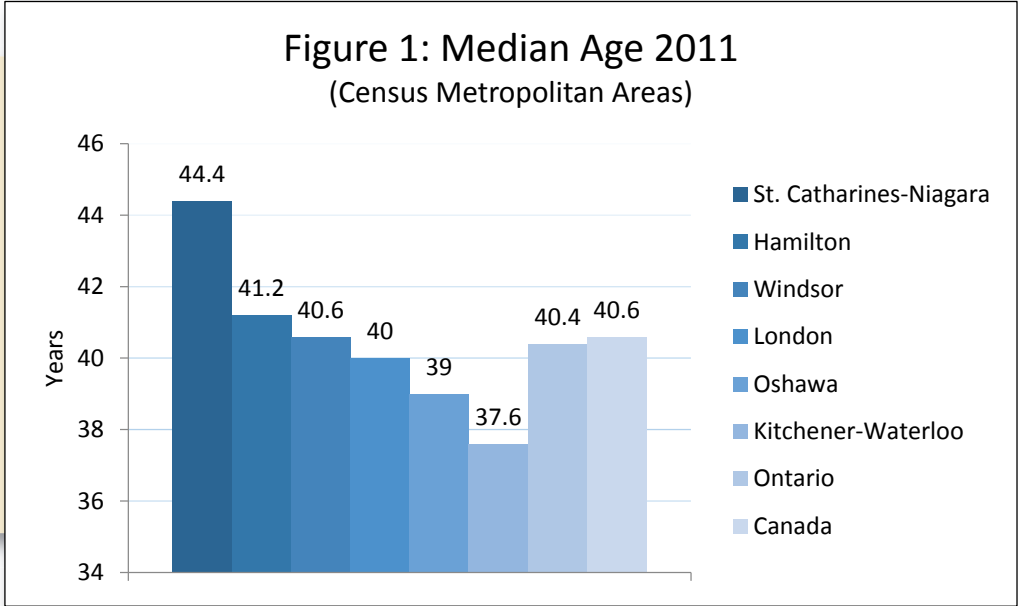
¹A Conference Board of Canada 2006 report on Canada's aging population and its economic impact suggests three ways to combat the workforce challenges: increase immigration, increase number of births, encourage later retirement. It proposes later retirement as its preferred strategy.

The largest generational cohort in Canada is the baby boomers (b. 1947-1966) which made up 27.7 per cent of the population in 2014 and are now entering the stage at which they leave the workforce (Fields 2014). The foremost consequence of this population shift, in terms of national policy significance, is the strain it will put on the pension and health-care systems. The Conference Board of Canada estimates the “significant” strain will occur leading up to 2035, when the youngest of the boomers will have left the workforce. Finance Canada also reported on this looming policy challenge in 2012. It warned an aging population could lead to slower economic growth, possible labour shortages, tax increases and service reductions.²

Ministry of Finance identifies St. Catharines-Niagara as having the lowest share of working-age population in the country at 65.7 per cent.

The Regional Municipality of Niagara is measured as a Census Division by Statistics Canada and includes all 12 municipalities. The inclusion of Grimsby and West Lincoln alters the age numbers slightly. Niagara CD has a median age of 44.1 years. Some 18.8 per cent of its population is over the age of 65 and 15.5 per cent is 14 and under, with the proportion of working-age people still at approximately 65.7 per cent. We have used St. Catharines-Niagara CMA numbers in this brief

NIAGARA'S DEMOGRAPHIC PORTRAIT
St. Catharines-Niagara CMA, which does not include Grimsby or West Lincoln, has one of the highest median ages (44.4 years) in Ontario when compared to comparable census metropolitan areas, as seen in Figure 1. Ontario's median age is 40.4 years and Canada's is 40.6 years.



Niagara suffers from relatively low population growth and has one of the oldest populations in Canada, already with more elderly citizens than youth. St. Catharines-Niagara CMA has a natural increase rate in population growth of -1.86 per thousand (the lowest in Canada) as per the 2011 Census. That means there were more deaths than births and if people had not moved to this area from other communities, the population would have fallen.³

only where comparative population research at Statistics Canada focuses on the CMA.

St. Catharines-Niagara has a greater proportion of senior citizens than children, as per the 2011 Census. Some 19.2 per cent of the population is 65 years and older while 15.2 per cent is 14 and under. That means St. Catharines-Niagara has the second-largest share of seniors in its population, just behind Peterborough with 19.5 per cent (Ontario 2012). Ontario's

Niagara's 2011 population of 431,346 was a 0.9 per cent increase over 2006 (compared to national population growth of 5.9 per cent). Grimsby had the highest growth rate during that five-year period of 5.8 per cent. The rural community of Wainfleet saw its population decrease by 3.7 per cent (Statistics Canada 2012).

In comparison, the City of Hamilton saw its population grow 3.1 per cent over that period, and the Regional Municipality of Waterloo grew 6.1 per cent.

²Economist Mark Pisano (2014) summarizes: "There is an even more significant correspondence between aging and taxes – the amount of taxes we pay follows a correlative pattern of change, rising at first and then falling, though the increases and decreases are even steeper. These natural shifts in the demographic cycle send ripples through the economy that can have far-reaching consequences."

³All population figures come from Statistics Canada unless otherwise noted. See References for details.

⁴NWPB identifies Kitchener-Waterloo-Cambridge, London, Oshawa, and Windsor as comparable CMAs in terms of population size. Hamilton is included as it is the neighbouring centre to Niagara.

⁵Statistics Canada identifies "working-age population" as being between the ages of 15 and 64

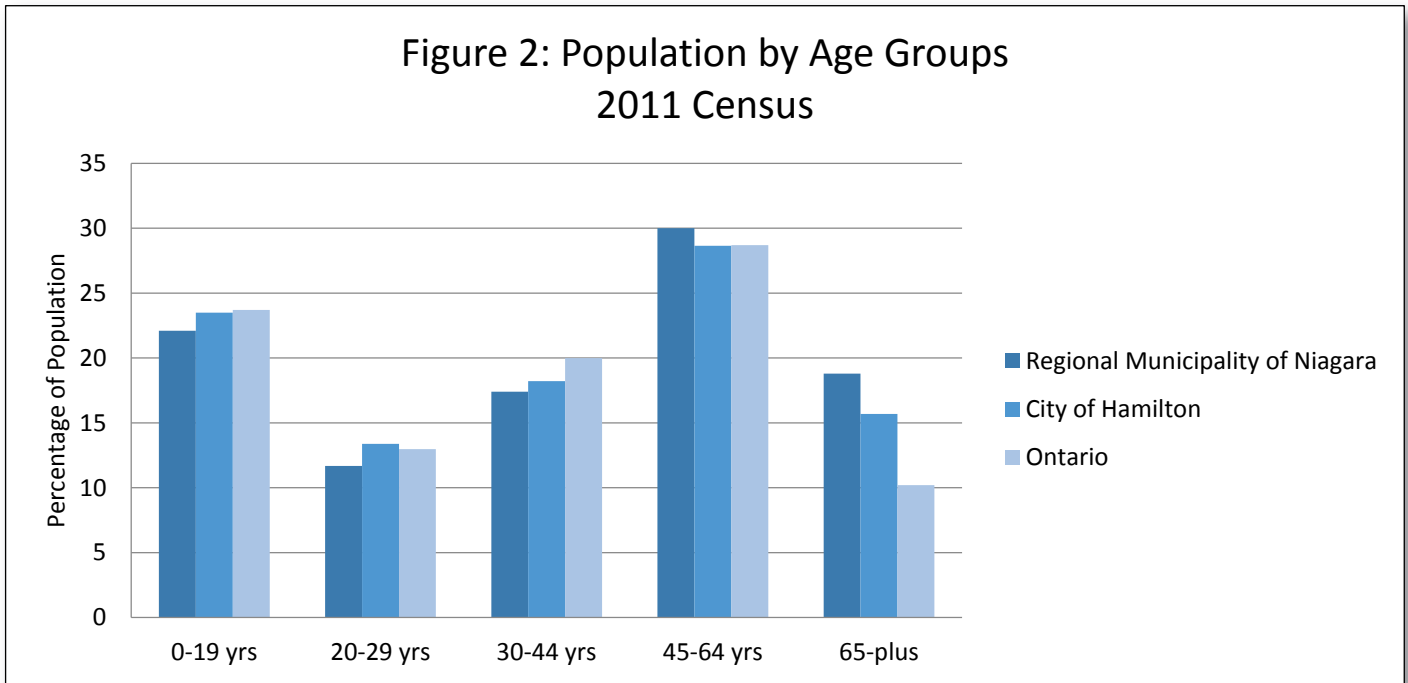


Figure 2 illustrates that as of the 2011 Census, the proportion of Niagara’s population in the 20-29 and 30-44 age cohorts is noticeably less than what is observed in neighbouring Hamilton and the province, and its proportion of those over 45 is greater.

NIAGARA’S POPULATION CHANGES - BY AGE GROUP

One common perception over the years has been that Niagara has struggled to grow its youth population. As Table 1 shows, the 18-24 age cohort is the only category where Niagara has suffered from migration losses over a five-year period. Historically, Niagara has been much stronger at attracting an older migrant, which is particularly seen in the 45-64 cohort.

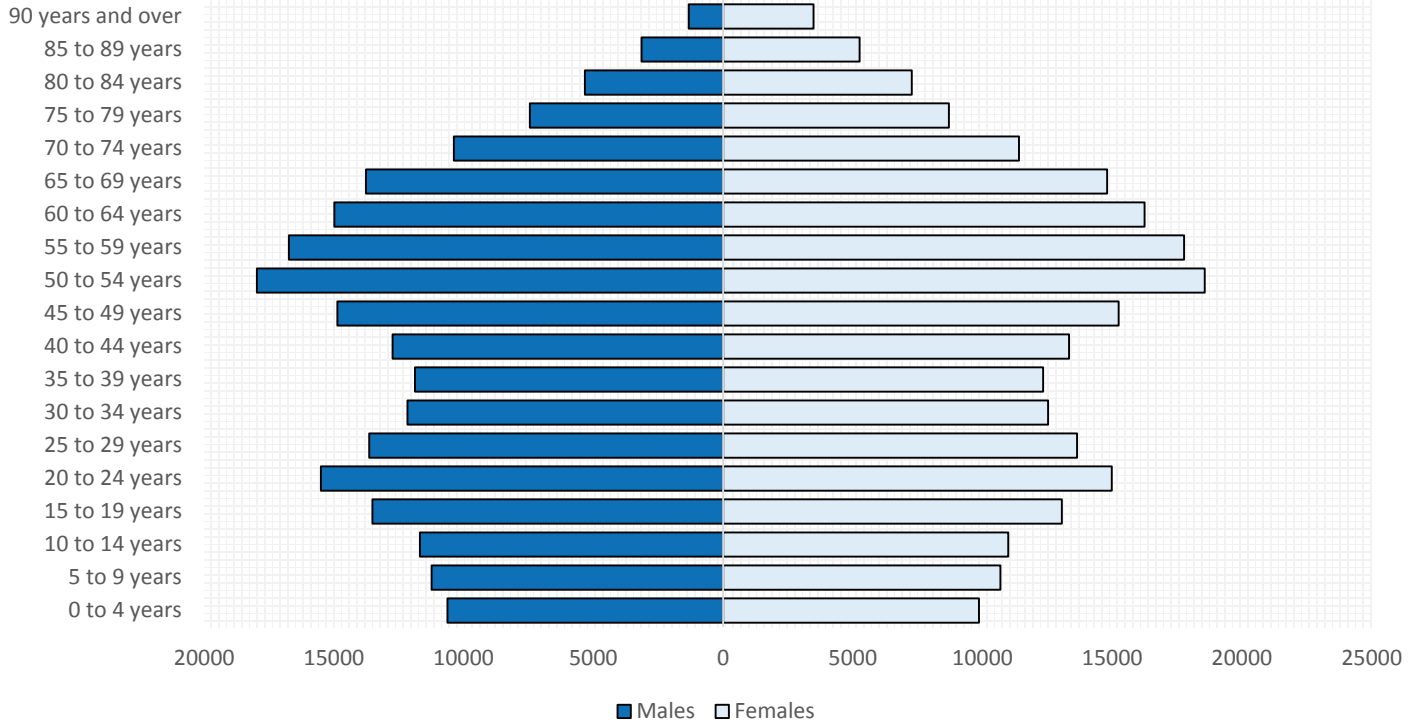
Age Group	In-migrants	Out-migrants	Net-migrants
0-17	10,909	8,086	2,823
18-24	8,382	8,791	-409
25-44	20,556	19,407	1,149
45-64	13,290	8,471	4,819
65+	6,139	4,498	1,641
Total	59,276	49,253	10,023

Taken in isolation, the migration data in Table 1 supports the perception that young people are leaving Niagara. These figures are not wrong, but they only reveal part of the picture – that of people moving into and out of the region. It is also important to note that the 18-24 demographic represents the primary age group attending post-secondary education. This age group is highly mobile which likely affects migration figures. A deeper understanding of Niagara’s population patterns requires going beyond mere migration flows.

⁶Population growth 2006-11 for the 12 Niagara municipalities: Grimsby 5.8 per cent, Niagara-on-the-Lake 5.6 per cent, West Lincoln 5.1 per cent, Lincoln 3.5 per cent, Pelham 2.7 per cent, Niagara Falls 1.0 per cent, Welland 0.6 per cent, Fort Erie 0.1 per cent, St. Catharines -0.4 per cent, Port Colborne -0.9 per cent, Thorold -1.6 per cent, Wainfleet -3.7 per cent.

⁷Population data in this section is representative of the entire Niagara region and not the St. Catharines-Niagara CMA, which excludes Grimsby and West Lincoln. Population numbers post-2011 are Census estimates.

Figure 3: Niagara Region, 2015 Population (Intercensal estimates)



The population pyramid in Figure 3 gives us a better snapshot of Niagara's demographic breakdown in 2015. Here, the 20-24 cohort looks reasonably robust compared to other age groups, which may be due to the presence of post-secondary institutions. Despite migration losses, the 20-24 cohort, typically defined as part of the youth cohort, is very comparable to the 45-49 cohort, which represents the oldest segment of "Generation X".

The pyramid also illustrates why Niagara's population challenge should go beyond youth-focused initiatives and extend into "young families". Specifically, Figure 3 reflects considerably smaller-sized population cohorts between the ages of 30-44 and, likewise, between the ages of 0-14. Assuming the latter are typically the children of the former, this illustrates the extent to which Niagara is not replacing its aging population. Figures 4 and 5 explore how the age cohorts identified in the Niagara population pyramid have changed over time, compared to Ontario.



Figure 4: 2001 to 2015 Population Change, Age 0-19

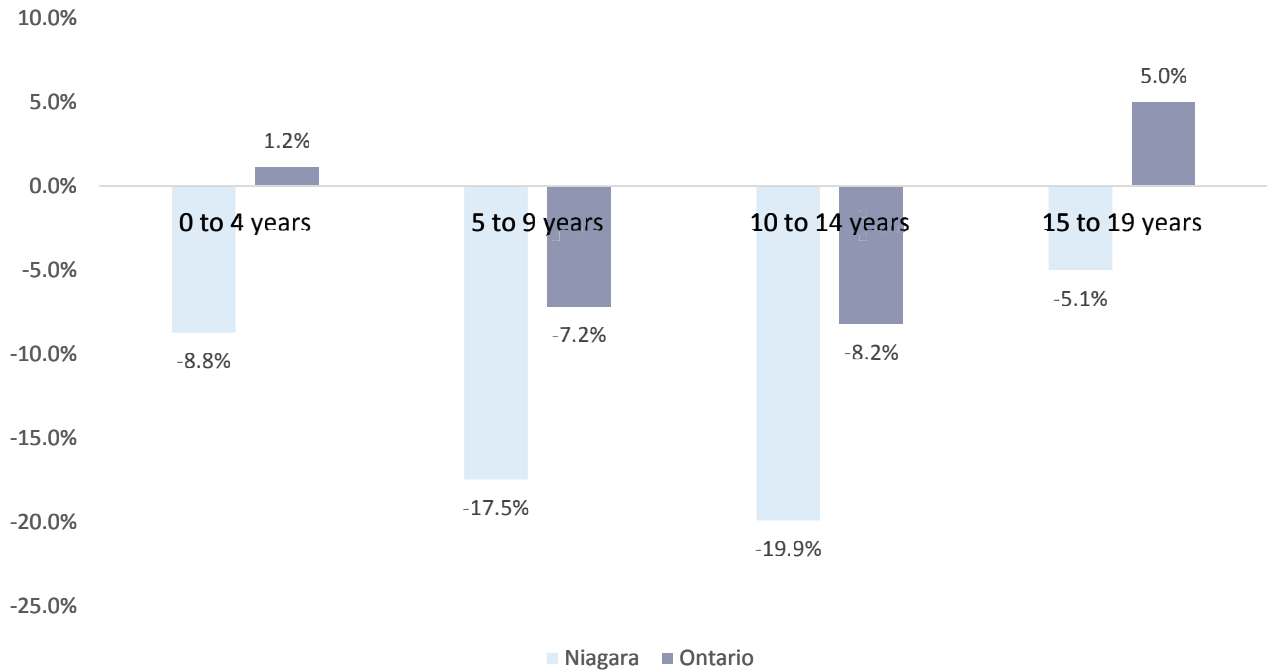
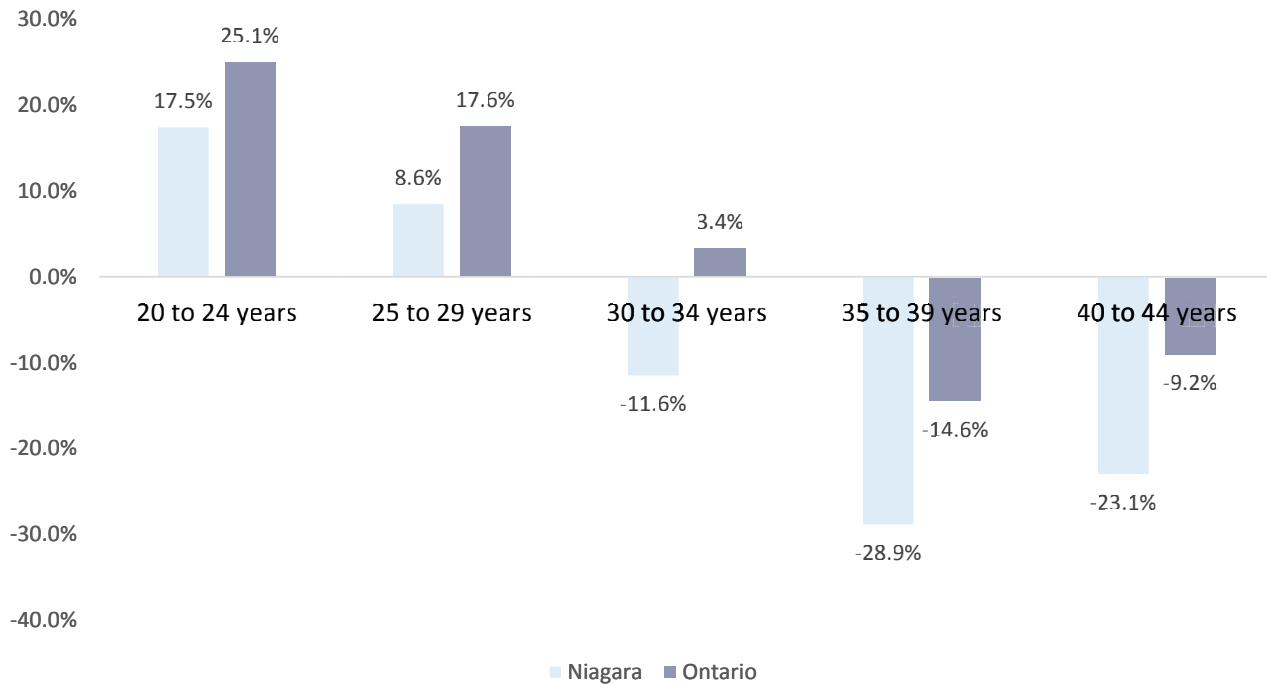
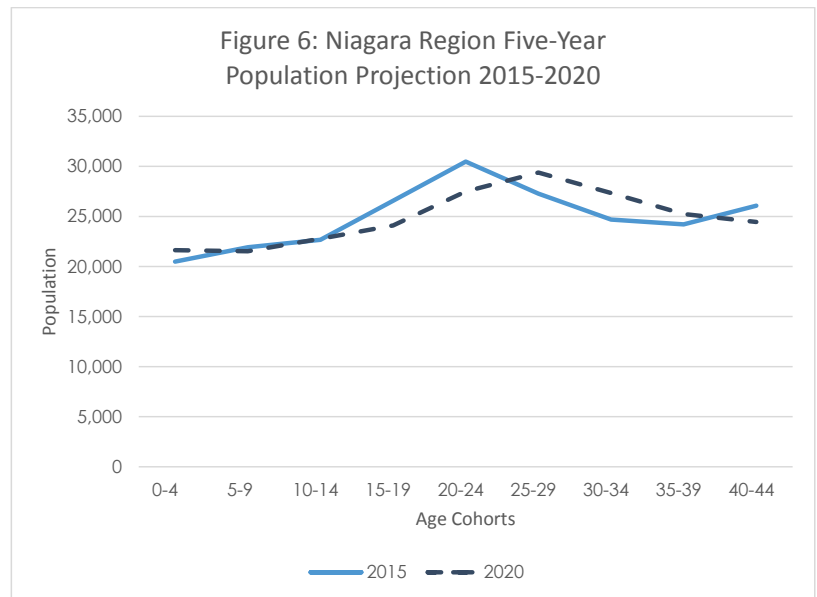


Figure 5: 2001 to 2015 Population Change, Age 20-44



Our graphs of Niagara’s population-change as compared to Ontario illustrate where population losses are occurring. While Niagara is part of Ontario’s broader demographic shift toward an aging population, the extent of that shift is pronounced at a local level. In many age cohorts, our rate of population loss is double that observed at the provincial level. And contrary to popular theory, Niagara’s population has grown in the 20-29 age cohort. Though our growth is less than what was seen at the provincial level, this is the only area where we don’t have population losses, perhaps due to our post-secondary institutions. Ontario’s Ministry of Finance estimates Niagara’s current population trend in the age 15-29 cohorts will remain consistent as they age into the 20-34 year cohorts (Figure 6).

The size of this group in 2020 will be steady, suggesting we should not anticipate any significant shifts with in- or out-migration, absent a plan for growth.⁸



WHAT CAN BE DONE

Attracting and retaining younger citizens is usually part of an overall strategy to grow a community’s population. Attracting immigrants and implementing policies that encourage higher birth rates are other pieces of the puzzle. This brief has focused on the age component of population growth.

An aging population is a trend across Canada (and many of the world’s major economies) and strategies to turn the tide have been discussed from coast to coast. Job-creation has been at the core of these initiatives, as people tend to go where there is employment.

That was one of the high-level findings of a 2015 Niagara Region

survey of young professionals and post-secondary students under the age of 35 who had left the community.⁹ Job opportunities and cost of living ranked highest in the factors that influence where they live. While this survey group generally rated Niagara as a beautiful and safe place to raise a family with a favourable cost of living, they also felt job opportunities were poor.

Anecdotal evidence of what attracts young families specifically (our 30-44 years old cohort) can be found in the various magazine surveys that measure and rank the attractiveness of cities to this group. As an example, St. Catharines ranked No. 139 out of 219 cities in MoneySense magazine’s 2016 survey of

⁸ Ontario’s Ministry of Finance has projected the Niagara region’s population out to the year 2020. These are high-quality projections that factor for base population, as of the 2011 census, as well as fertility rates, mortality rates, inter- and intra-provincial net-migration, immigration, and emigration.

⁹ The Niagara’s Region’s U35 online engagement survey obtained almost 900 responses (647 young professionals and 241 post-secondary students) from former Niagara residents under 35 years old, reached through social media, email alerts and a YouTube video between Friday, Oct. 23, 2015 and Monday, Nov. 9, 2015. The goal was to establish their perception of Niagara as a place to live and work, including questions on cost of living, transit, job opportunities, culture and entertainment, diversity and community assets and services.

the “Best Places to Live” measuring quality of life. Niagara Falls ranked No. 152 and Welland ranked No. 177. The magazine used such indicators as high incomes, unemployment rate, affordable housing, access to health care, population growth, low taxes, low crime rates, transit, walkable or bike-friendly neighbourhoods, weather, existence and vibrancy of the sports and arts community (Brown 2016).¹⁰

With that in mind, we present briefly some strategies that have been either suggested or implemented in Canada. On a provincial level, Newfoundland launched an initiative in 2009 that included a youth jobs strategy with apprenticeships, wage subsidies and a best-practices manual on creating family friendly workplaces. The strategy also included a marketing campaign, an international graduate retention incentive, and training programs for Aborigines. A 2015 study by the Canadian Centre for Policy Alternatives has since recommended the original report be revisited and updated. In 2014, a report by StudentsNS (an alliance of Nova Scotia post-secondary student associations) recommended the province reach out to employers with assistance programs such as wage subsidies and tax incentives for hiring young people, establish training and skills programs for vulnerable youth, and invest in immigrant settlement assistance.

On a local level, the Vancouver Island community of Qualicum Beach, B.C., with a population of 8,687 and a median age of 63.9 years, set out in 2012 to attract more young workers and young families to its community through better marketing on its website – highlighting amenities such as schools, events and extra-curricular activities with live links – an inventory of housing to identify needs, expanding its pool complex to a multi-use facility including youth-friendly indoor spaces, and opening a dialogue between generations to discuss what they wanted in a community. Hamilton is also investigating ways to attract and keep its younger citizens, identifying issues such as the perception of a lack of jobs and a lack of diversity in the industries that are hiring. Strategies suggested have been a marketing campaign, improved mentoring, internship and networking programs to connect skilled youth with jobs, and an overall better outreach to post-secondary students during their years in university and college.

CONCLUSION

The Niagara region’s population grew less than one per cent between the Census years of 2006 and 2011, well below the national average of 5.9 per cent, and estimates show this has not changed over the past few years. One component of population growth strategy is attracting and retaining young people – considered vital to a growing economy – and this has been both the focus of our brief and a strategic priority of Niagara Region.

We caution, however, that talking about demographics is like talking about time travel. Because people are aging through historical comparisons, it adds a dimension to the conversation that tends to be confusing. Not to mention that one generally has to look at the existing age data and ask questions in terms of causality from 25 years ago. The data on its own is important, but the more interesting questions always emerge from identifying what happened in the past to cause this, and if left unchecked, what would these trends mean for the future? The purpose of this brief has been to provide the numbers available at this point in time, to inform the current conversation.

Niagara has proportionally fewer young people and young families than the Ontario average. We know Niagara has proportionally the fewest working-age people in the country and is home to more seniors than youth. This has implications for economic growth as well as program funding particularly as baby boomers enter retirement and there are fewer in the workforce to financially support the growing demands. The numbers show us that Niagara’s population since 2001 has grown in the 20-29 age cohort, and it is actually the 0-14 and 30-44 age cohorts that have declined, suggesting that the focus of “youth” retention and attraction be broadened. The Ontario government’s population estimates also show that the numbers currently in the 15-29 age cohorts will remain steady as they shift into the 20-34 cohorts in 2020. Population growth has become a competitive arena as communities across Canada face similar challenges and vie for young skilled workers from across the country. Niagara is in a unique position – with a university, a college and in a world-renowned location with such proximity to the border – to leverage its strengths and take the lead in establishing itself as a desirable destination for people of all ages.

¹⁰ The top three cities in the survey were Ottawa, Burlington and Oakville. Nearby Hamilton ranked No. 62.

REFERENCES

- Brown, Mark. 2016 "Canada's Best Places to Live 2016." *MoneySense*. Summer. <http://www.moneysense.ca/canadas-best-places-to-live-2016-full-ranking>
- Canada. 2012. *Economic and Fiscal Implications of Canada's Aging Population*. Dept. of Finance. <http://www.fin.gc.ca/pub/eficap-rebvpc/eficap-rebvpc-eng.pdf>
- Conference Board of Canada. 2006. *Canada's Demographic Revolution: Adjusting to an Aging Population*. March.
- Fields, Daniel. 2014. "Chapter 2: Demographics. Demographic Time Bomb Continues to Tick." *In Canadian Outlook 2015 Long-Term Economic Forecast*. Conference Board of Canada.
- Newfoundland & Labrador. 2009. *Creating a Province of Choice*. November. <http://youthcore.ca/download.php?id=112>
- Niagara Region. 2015. *Regional Council Strategic Priorities, Implementation Plan*. February. www.niagararegion.ca/priorities/documents/CAO-2-2015.pdf
- Ontario Ministry of Finance. 2015. *Ontario Population Projections Update 2015-2041*. Table 11.7 (Niagara). <http://www.fin.gov.on.ca/en/economy/demographics/projections/table11.html>
- Ontario Ministry of Finance. 2012. *Census Highlights 2011, Fact Sheet 3*. August. <http://www.fin.gov.on.ca/en/economy/demographics/census/cenhi11-3.pdf>
- Parker, Bob and Brian Foster. 2014. No More Farewells: *Making a Place for Youth in Nova Scotia's Economy*. StudentsNS. September. <http://studentsns.ca/wp-content/uploads/2014/09/2014-09-16-employemny-summary-of-recommendations.pdf>
- Pisano, Mark. 2014. "Demography is Economic Destiny." *In National Civic Review*. Vol. 103. Issue 3. Fall.
- Qualicum Beach. 2012. *Recommended Strategies for Youth and Young Families' Retention and Attraction*. July. <https://qualicumbeach.civicweb.net/filepro/documents/2983?preview=3236>
- Statistics Canada. 2012. Focus on Geography Series, 2011 Census, St. Catharines-Niagara CMA. <https://www12.statcan.gc.ca/census-recensement/2011/as-sa/fogs-spg/Facts-cma-eng.cfm?LANG=Eng&GK=CMA&GC=539>
- Statistics Canada. 2012. Focus on Geography Series, 2011 Census, Grimsby CD. <https://www12.statcan.gc.ca/census-recensement/2011/as-sa/fogs-spg/Facts-csd-eng.cfm?LANG=Eng&GK=CSD&GC=3526065>
- Statistics Canada. 2012. Focus on Geography Series, 2011 Census, West Lincoln CD. <https://www12.statcan.gc.ca/census-recensement/2011/as-sa/fogs-spg/Facts-csd-eng.cfm?LANG=Eng&GK=CSD&GC=3526021>
- Statistics Canada. 2012. *Niagara, Ontario and Ontario* (table). *Census Profile*. 2011 Census. Statistics Canada Catalogue no. 98-316-XWE. Ottawa. Released October 24, 2012.
- Statistics Canada. 2016. Table 051-0062 - *Estimates of population by census division, sex and age group for July 1, based on the Standard Geographical Classification (SGC) 2011*. <http://www5.statcan.gc.ca/cansim/a47>
- Walsh, Deatra, Mary-Dan Johnston and Christine Saulnier. 2015. *Great Expectations: Opportunities and Challenges for Young Workers in Newfoundland & Labrador*. Canadian Centre for Policy Alternatives. January. https://www.policyalternatives.ca/sites/default/files/uploads/publications/National%20Office,%20Nova%20Scotia%20Office/2015/01/Great_Expectations_Nfl.pdf
- Workforce Planning Hamilton. 2012. *Youth Strategy for Hamilton*. January. <http://workforceplanninghamilton.ca/publications/220>

This paper was prepared by:

Carol Phillips, PhD | Research Coordinator | Niagara Community Observatory, | Brock University

Adam Durrant, MA | Research Manager | Niagara Workforce Planning Board

An electronic version of this brief can be found at www.brocku.ca/nco and at www.niagaraworkforceboard.ca

Both the NCO and the NWPB can be found on Twitter.

Please follow us: @BrockNCO and @nwpb

**TO: NIAGARA CATHOLIC DISTRICT SCHOOL BOARD
SPECIAL BOARD MEETING
MAY 29, 2017**

PUBLIC SESSION

**TOPIC: CORRESPONDENCE
KIM FREEMAN**

Pisano, Anna

From: Farrell, Ted
Sent: Friday, May 12, 2017 9:03 AM
To: kimberly6610@live.com
Subject: Re: Consolidation

Good Day Ms Freeman

In response to your query, there will be no job loss as a direct result of a consolidation of the schools.

If the schools are consolidated the combined school would have 1 Principal, 1 Full-time Vice-Principal, and 2 - 35 hour/week secretaries. This represents an addition of a Vice-Principal and an additional 5 hours of secretarial time. Only one Principal would be needed at a consolidated school.

Should you have any further questions, please feel free to contact me.

Regards,

Ted Farrell
Superintendent of Education

From: Pisano, Anna
Sent: May 11, 2017 9:15 AM
To: Farrell, Ted
Subject: FW: Consolidation

Hi Ted Just received this e-mail.

Anna Pisano

Administrative Assistant – Corporate Services & Communications

Niagara Catholic District School Board
427 Rice Rd, Welland, ON L3C 7C1
(905) 735-0240, ext. 219 anna.pisano@ncdsb.com

Nurturing Souls and Building Minds



From: Kim Freeman [mailto:kimberly6610@live.com]
Sent: Wednesday, May 10, 2017 5:05 PM
To: Pisano, Anna
Subject: Consolidation

Hi..

I am just curious if doing the consolidation of schools means the principal and secretary lose their jobs?

Kim

Sent from my Sony Xperia™ smartphone

Please consider the environment before printing this email.

This email, including any attachments, is the property of the Niagara Catholic District School Board. This information is intended only for the use of the individual to whom, or entity to which, it is addressed and may contain information that is privileged, confidential and exempt from disclosure under the Municipal Freedom of Information and Protection of Privacy Act. If the reader of this message is not the intended recipient or the employee or agent responsible for delivering the message to the intended recipient, you are hereby notified that any dissemination, distribution or copying of this communication is strictly prohibited. If you received this transmission in error, please notify the sender immediately and then permanently delete this message.